



US00D730706S

(12) **United States Design Patent**
Farland et al.

(10) **Patent No.:** **US D730,706 S**
(45) **Date of Patent:** **** Jun. 2, 2015**

- (54) **PAINTING-TOOL BLADE**
- (71) Applicants: **Richard M. Farland**, Fiskdale, MA
(US); **Corey Talbot**, Hebron, CT (US)
- (72) Inventors: **Richard M. Farland**, Fiskdale, MA
(US); **Corey Talbot**, Hebron, CT (US)
- (73) Assignee: **Hyde Tools, Inc.**, Southbridge, MA (US)
- (**) Term: **14 Years**
- (21) Appl. No.: **29/488,210**
- (22) Filed: **Apr. 16, 2014**
- (51) **LOC (10) Cl.** **08-05**
- (52) **U.S. Cl.**
USPC **D8/45**
- (58) **Field of Classification Search**
USPC 15/105; 30/169; 7/105, 151, 158;
D8/14, 16, 17, 45, 105
CPC B25F 1/006
See application file for complete search history.

- D520,827 S * 5/2006 Denton D8/45
- D562,517 S * 2/2008 Henke et al. D32/46
- D581,764 S * 12/2008 Kinskey et al. D8/105
- D609,992 S * 2/2010 Delaney D8/105
- D691,773 S * 10/2013 Chen D32/46
- D693,077 S * 11/2013 Thompson D32/46
- 2008/0178393 A1 * 7/2008 Kinskey et al. 7/105
- 2011/0138540 A1 * 6/2011 Kinskey et al. 7/105

* cited by examiner

Primary Examiner — Robert M Spear
Assistant Examiner — Ethiene Salgado-Rodriguez
(74) *Attorney, Agent, or Firm* — Louis J. Franco; Law Office of Louis J. Franco

(57) **CLAIM**
The ornamental design for a painting-tool blade, as shown and described.

DESCRIPTION

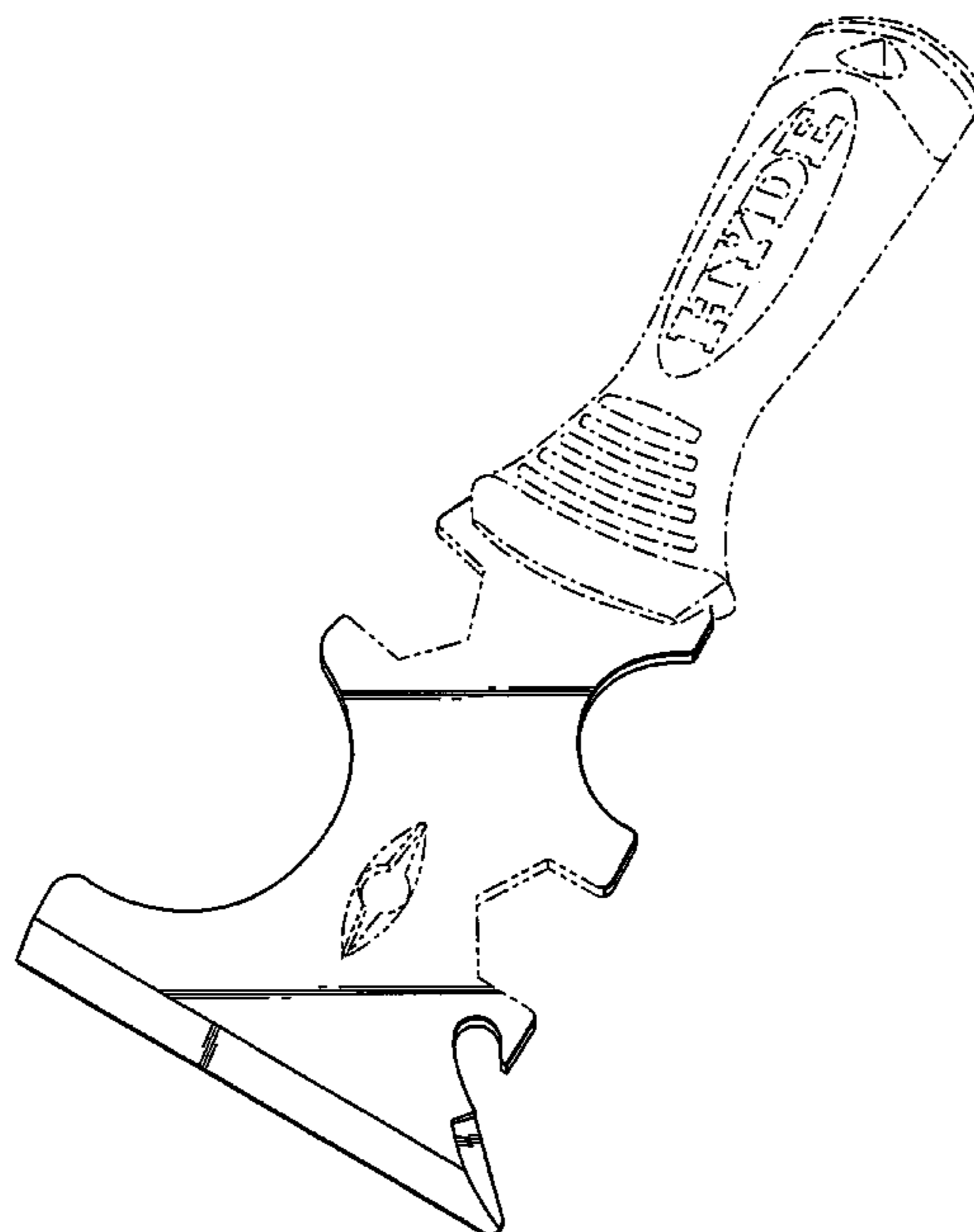
FIG. 1 is a top and left side perspective view of our design for a second embodiment of a painting-tool blade;
FIG. 2 is a left side elevation view of the painting-tool blade of FIG. 1;
FIG. 3 is a right side elevation view of the painting-tool blade of FIG. 1;
FIG. 4 is a top elevation view of the painting-tool blade of FIG. 1; and,
FIG. 5 is a bottom elevation view of the painting-tool blade of FIG. 1.
The dot-dot-dash broken lines shown along portions of the blade in the second embodiment of FIGS. 9-13 illustrate aspects of the blade that form no part of the claim, while the dash-dot-dash broken lines suggesting a handle in all figures associated with both embodiments are directed to environment that also forms no part of the claimed design.

1 Claim, 4 Drawing Sheets

(56) **References Cited**

U.S. PATENT DOCUMENTS

D299,414	S	*	1/1989	Bajza et al.	D8/105
5,251,352	A	*	10/1993	Cullison	7/105
5,652,988	A	*	8/1997	Appelhoff	7/151
D405,668	S	*	2/1999	Henke	D8/34
5,870,786	A	*	2/1999	Papadopoulos	7/105
6,009,581	A	*	1/2000	Davis et al.	7/105
D424,390	S	*	5/2000	Denton	D8/45
D435,408	S	*	12/2000	Panfili et al.	D8/16
D445,320	S	*	7/2001	Abbott	D8/14
D450,994	S	*	11/2001	Abbott	D8/105
6,421,860	B1	*	7/2002	Abbott	7/105
D475,825	S	*	6/2003	Ribezzo	D32/49
D516,394	S	*	3/2006	Chen	D8/16



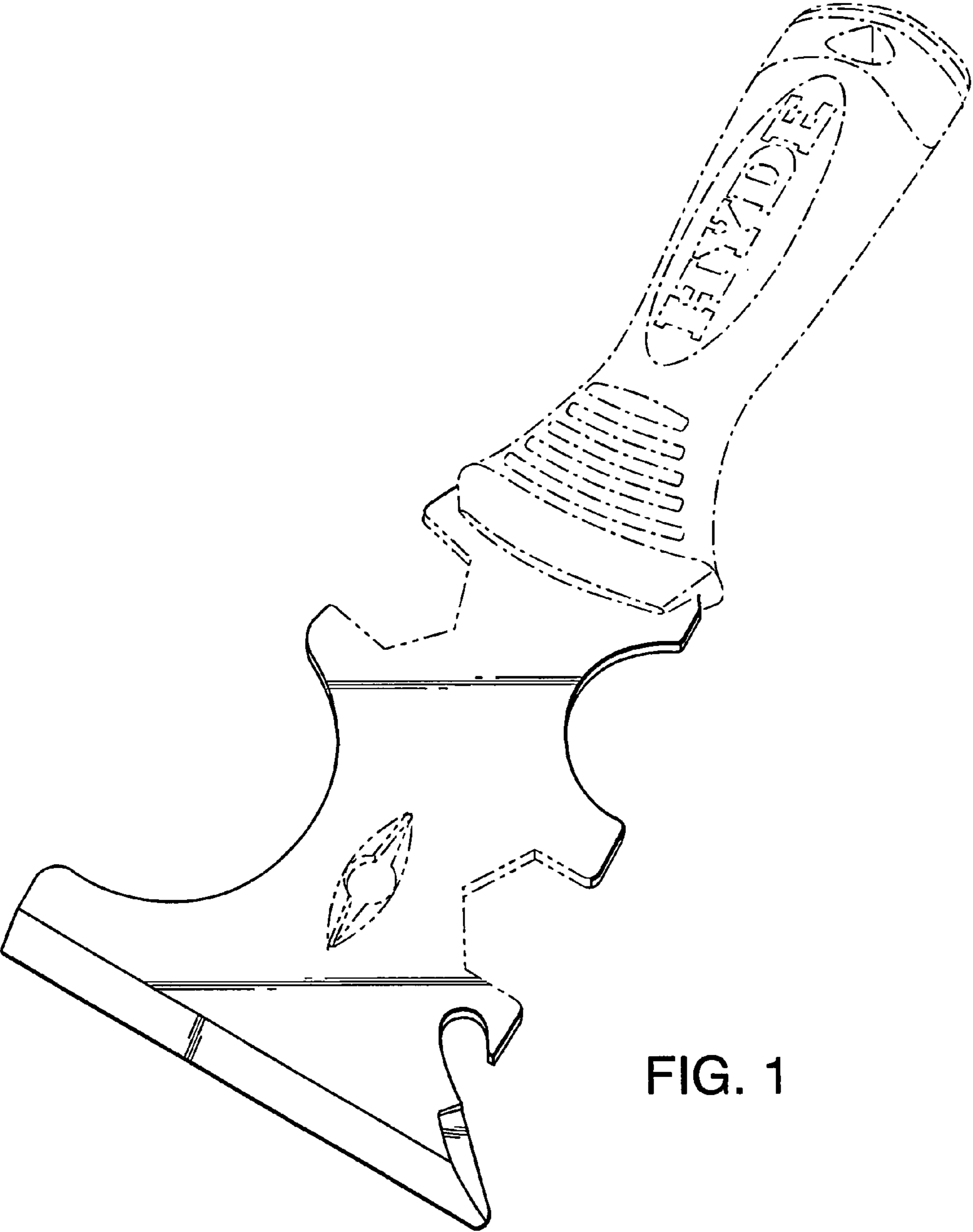


FIG. 1

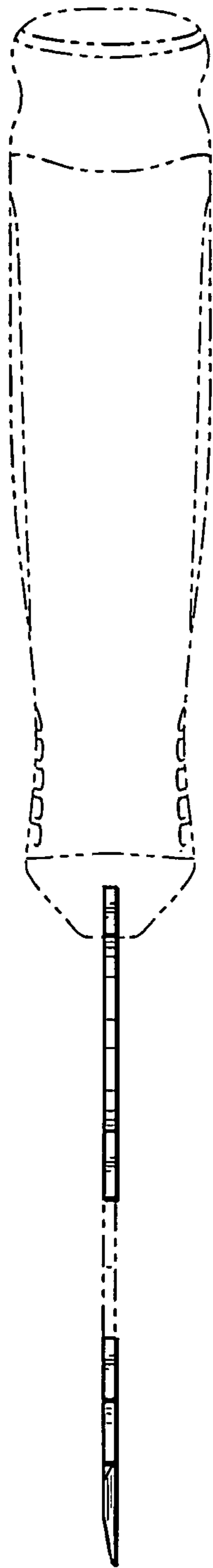


FIG. 2

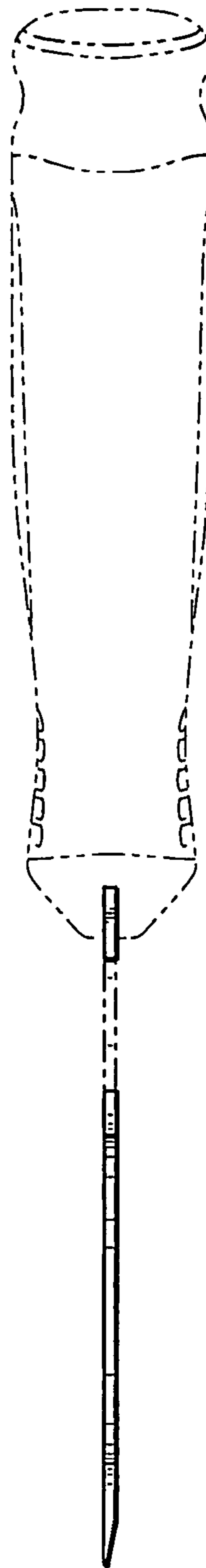


FIG. 3

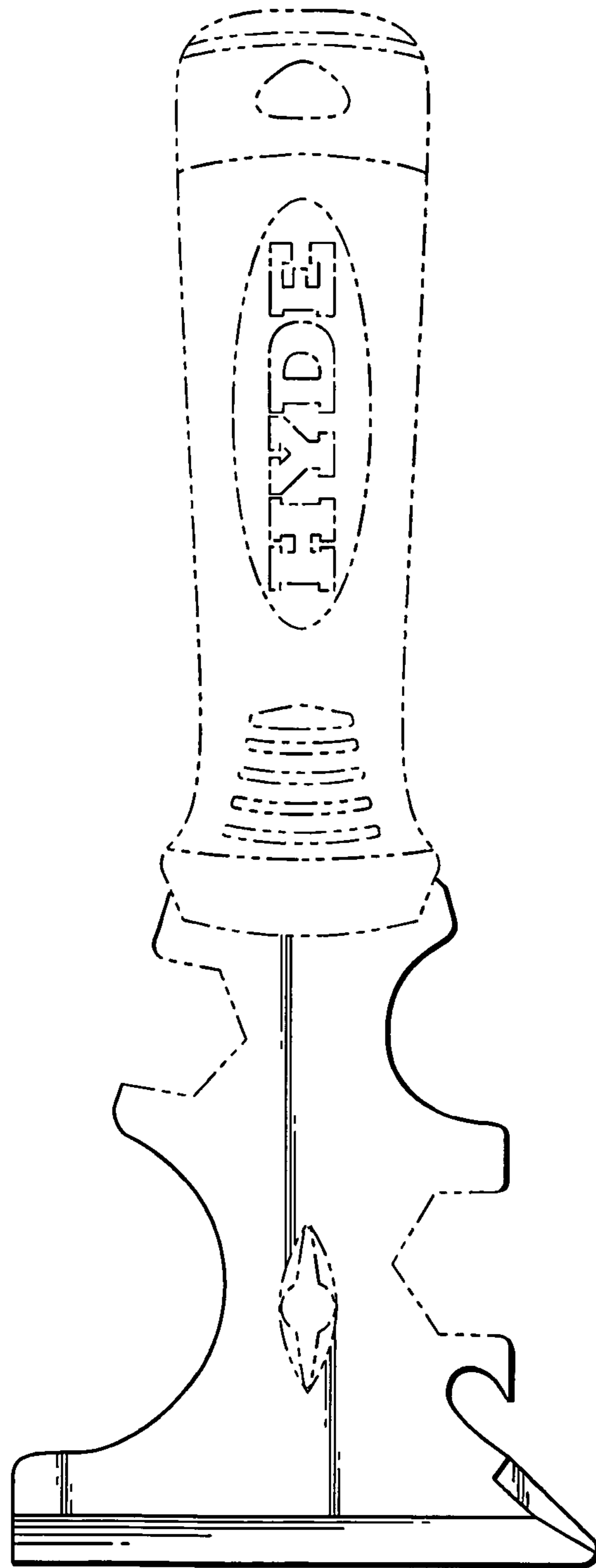


FIG. 4

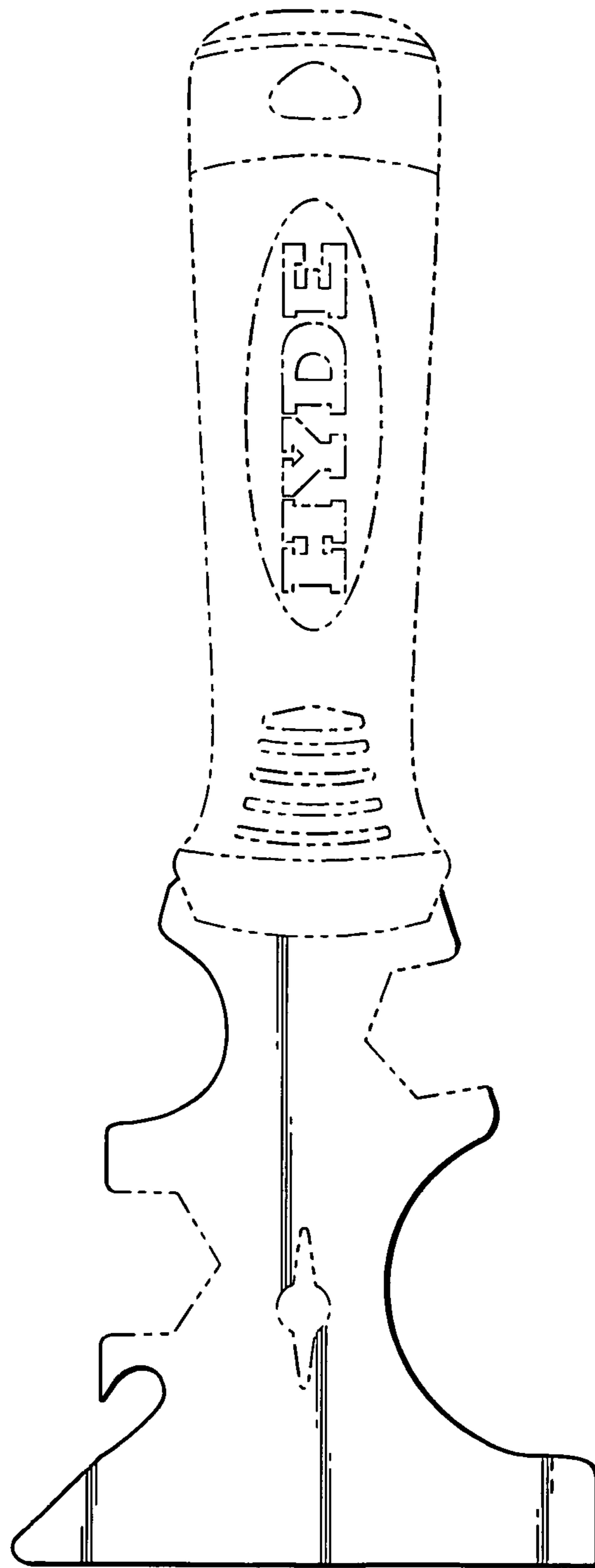


FIG. 5