



US00D730692S

(12) **United States Design Patent**
Davis et al.

(10) **Patent No.:** **US D730,692 S**
(45) **Date of Patent:** **** Jun. 2, 2015**

- (54) **SIPPY CUP BASE**
- (71) Applicant: **Evenflo Feeding Inc.**, West Chester, OH (US)
- (72) Inventors: **Dennis Davis**, Springfield, OH (US);
Gregory J. Autore, Spring Valley, OH (US)
- (73) Assignee: **Evenflo Feeding Inc.**, West Chester, OH (US)
- (**) Term: **14 Years**

7,762,423	B2	7/2010	Lieberman et al.
7,789,263	B2	9/2010	Hakim
7,789,264	B2	9/2010	Hakim
D634,439	S	3/2011	Hakim
RE43,077	E	1/2012	Hakim
8,192,464	B2	6/2012	Hakim
D667,558	S	9/2012	Hakim
8,256,642	B2	9/2012	McNamara et al.
8,286,826	B2	10/2012	Connors, Jr. et al.
D671,793	S	12/2012	Hakim
8,333,299	B2	12/2012	Kemper et al.
8,342,355	B2	1/2013	Goade
8,432,249	B2	4/2013	Bailey-VanKuren et al.
D709,330	S *	7/2014	Holmes D7/523
D711,238	S *	8/2014	Schlies et al. D9/538
2005/0205589	A1	9/2005	Davis et al.

(21) Appl. No.: **29/461,518**

(Continued)

(22) Filed: **Jul. 24, 2013**

FOREIGN PATENT DOCUMENTS

(51) **LOC (10) Cl.** **07-01**

WO 2009102541 A2 8/2009

(52) **U.S. Cl.**

Primary Examiner — Susan Bennett Hattan

USPC **D7/509**; D7/529

Assistant Examiner — Brett Miller

(58) **Field of Classification Search**

(74) *Attorney, Agent, or Firm* — Baker & Hostetler LLP

USPC D7/509–511, 523, 529, 533, 608,
D7/300.1; D9/537, 538, 545, 500,
D9/503–505

(57) **CLAIM**

CPC A47G 19/22–19/2222; A47G
19/2266–19/2272; B65D 1/0223; B65D 1/023;
B65D 1/265; B65D 81/3865–81/3874

We claim the ornamental design for a sippy cup base, as shown and described.

See application file for complete search history.

DESCRIPTION

(56) **References Cited**

FIG. 1 is a perspective view of a sippy cup base showing our new design;

U.S. PATENT DOCUMENTS

FIG. 2 is a front view thereof;

D329,170	S *	9/1992	Hoffer	D7/509
D389,068	S *	1/1998	Hooker	D9/537
6,783,020	B2	8/2004	Featherston et al.		
6,880,713	B2	4/2005	Holly, Jr.		
6,991,122	B2	1/2006	Holly, Jr.		
D552,476	S *	10/2007	Yelland	D9/538
D599,672	S *	9/2009	Carlson et al.	D9/542
D604,169	S *	11/2009	Melossi	D9/538
D614,963	S *	5/2010	Arnell	D9/537
D617,465	S	6/2010	Hakim		
D620,367	S *	7/2010	Leslie et al.	D9/454

FIG. 3 is a back view thereof;

FIG. 4 is a first side view thereof;

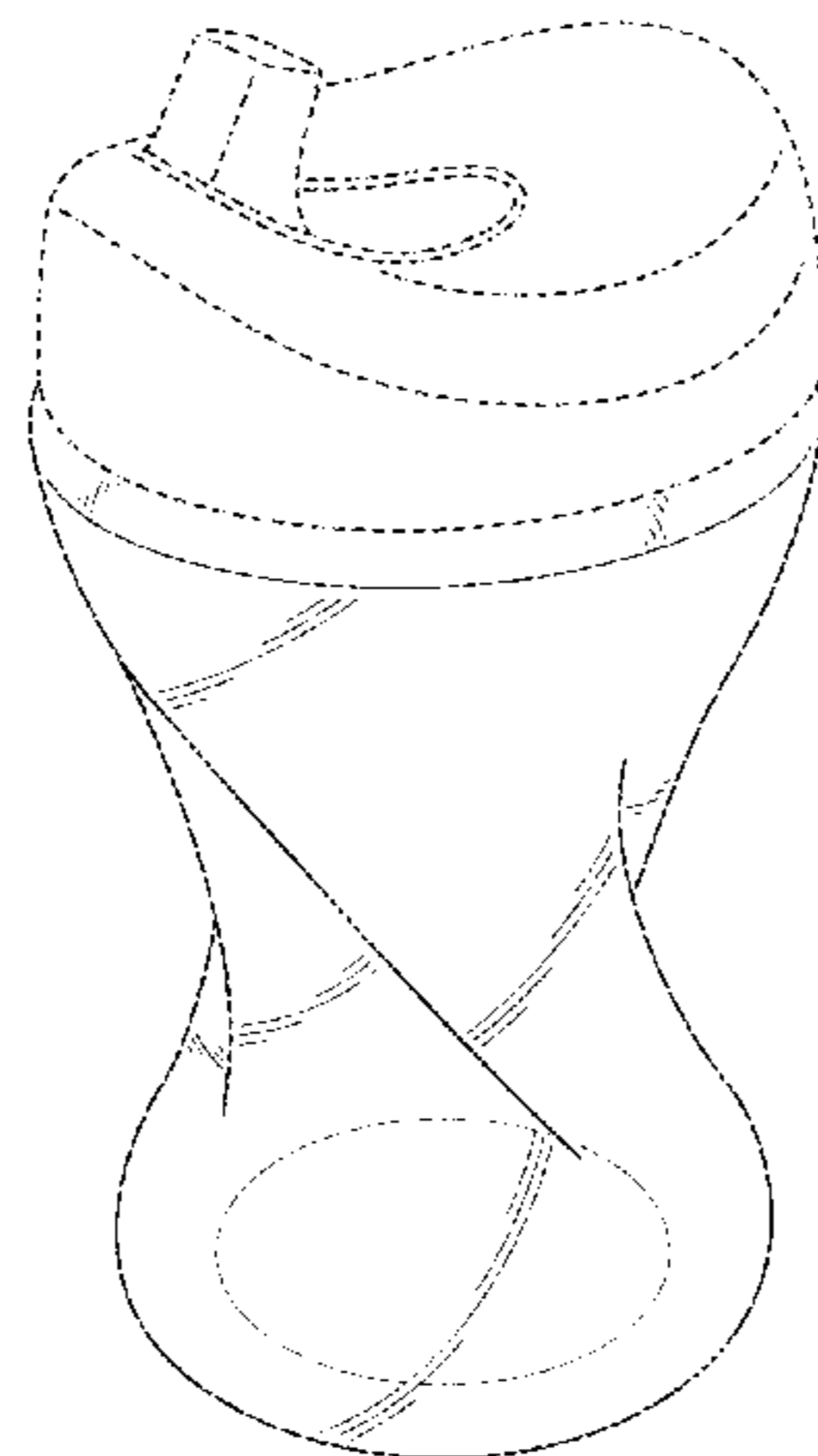
FIG. 5 is another side view thereof, opposing the first side view;

FIG. 6 is a top view thereof; and,

FIG. 7 is a bottom view thereof.

The broken lines shown in the drawings illustrate environment and form no part of the claimed design.

1 Claim, 6 Drawing Sheets



(56)

References Cited

U.S. PATENT DOCUMENTS

2007/0068894	A1 *	3/2007	Iwashita et al.	215/382	
2007/0125743	A1 *	6/2007	Pritchett et al.	215/379	
2009/0321384	A1 *	12/2009	Zhang et al.	215/383	* cited by examiner
2009/0321458	A1	12/2009	Blair et al.		
2013/0060224	A1	3/2013	Young Jones		
2013/0153531	A1 *	6/2013	Schlies et al.	215/381	

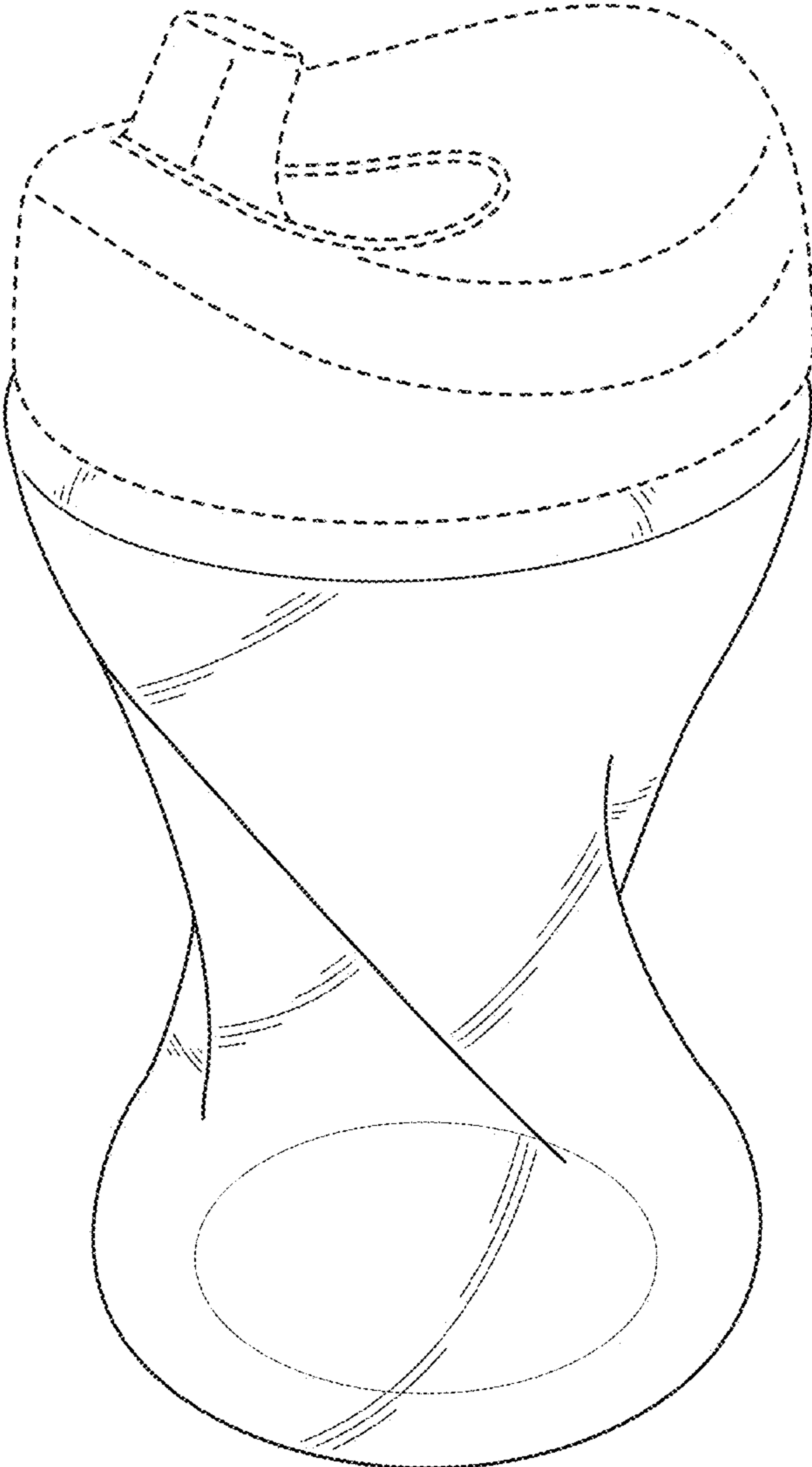


FIG. 1

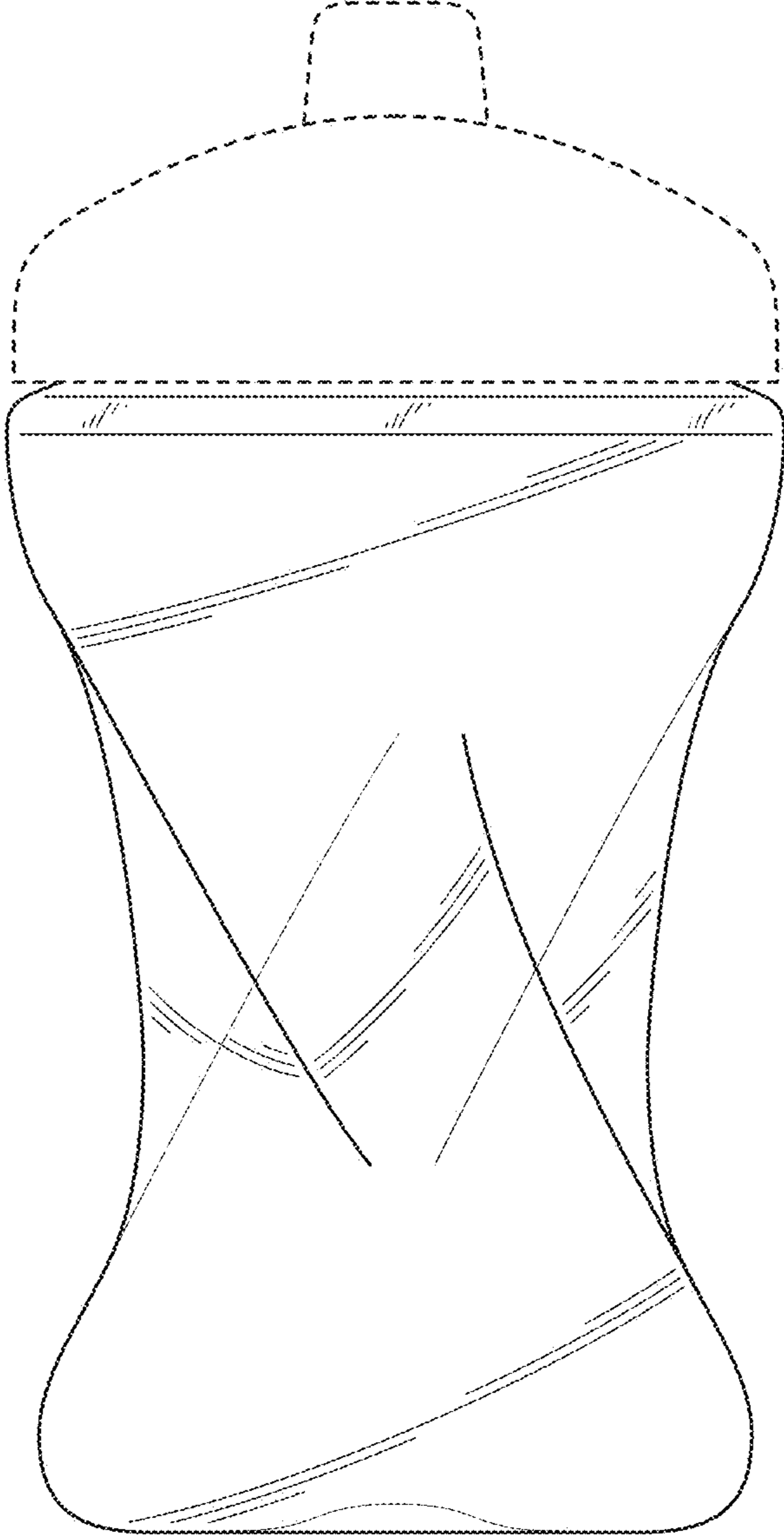


FIG. 2

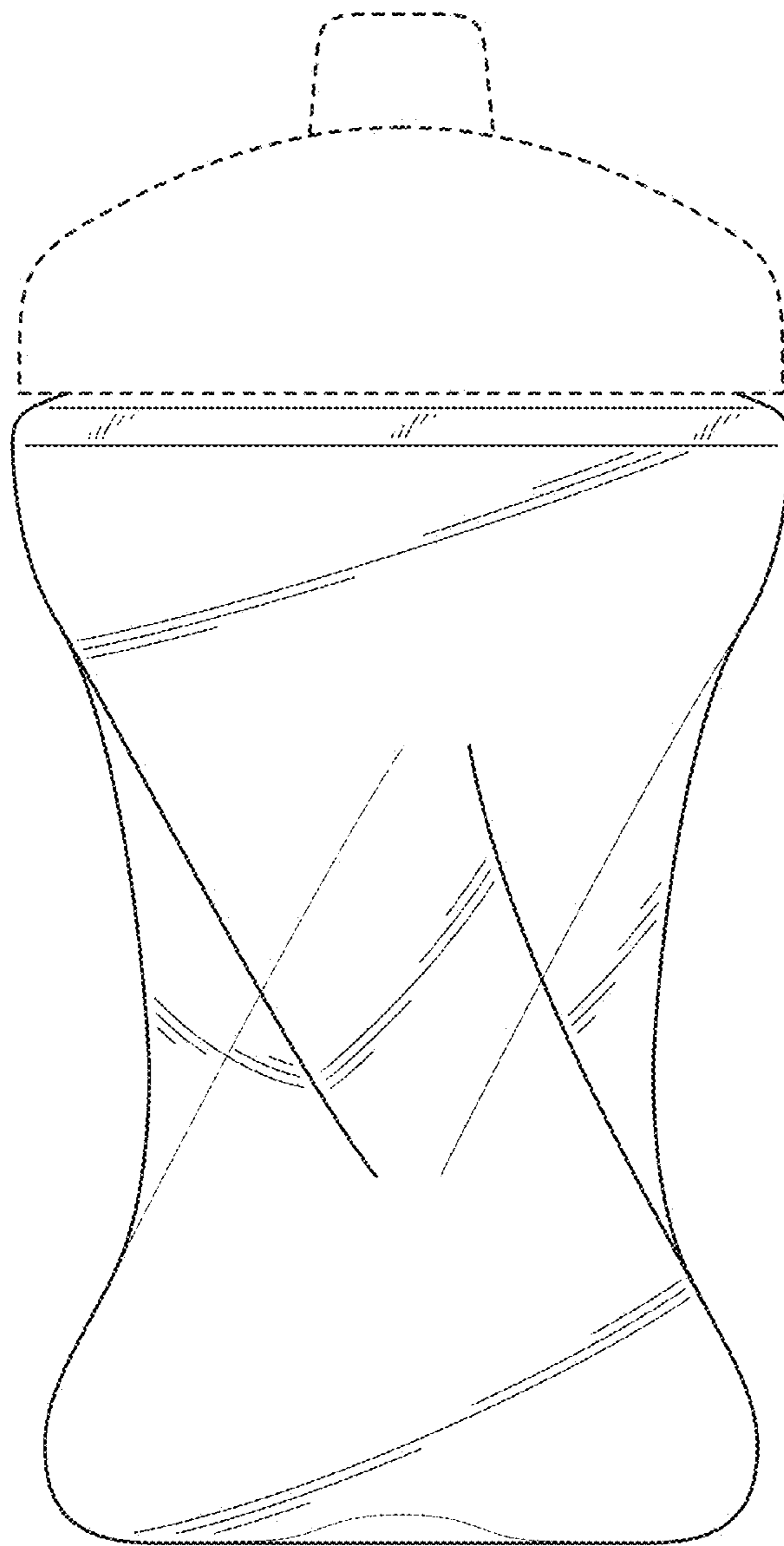


FIG. 3

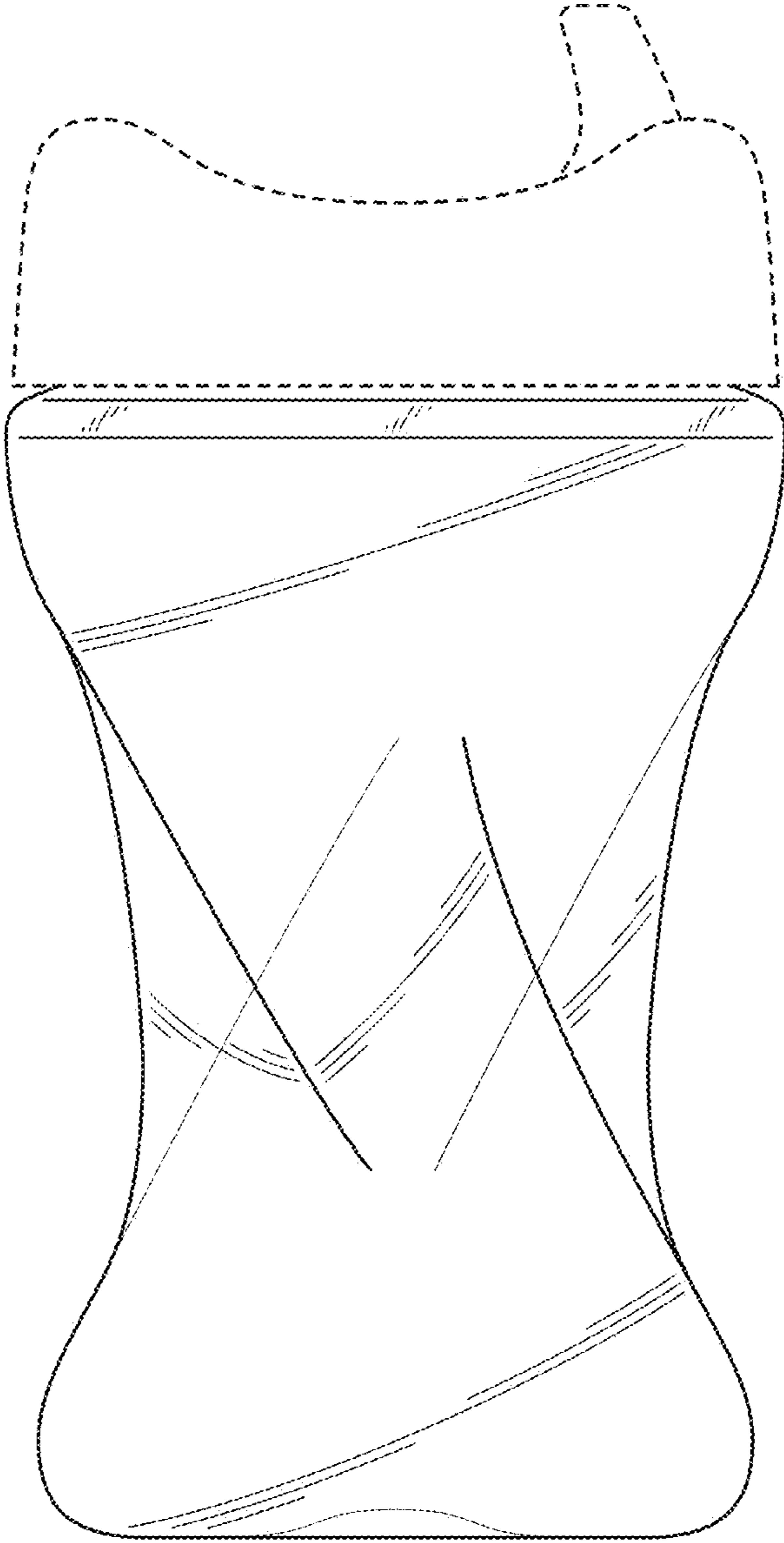


FIG. 4

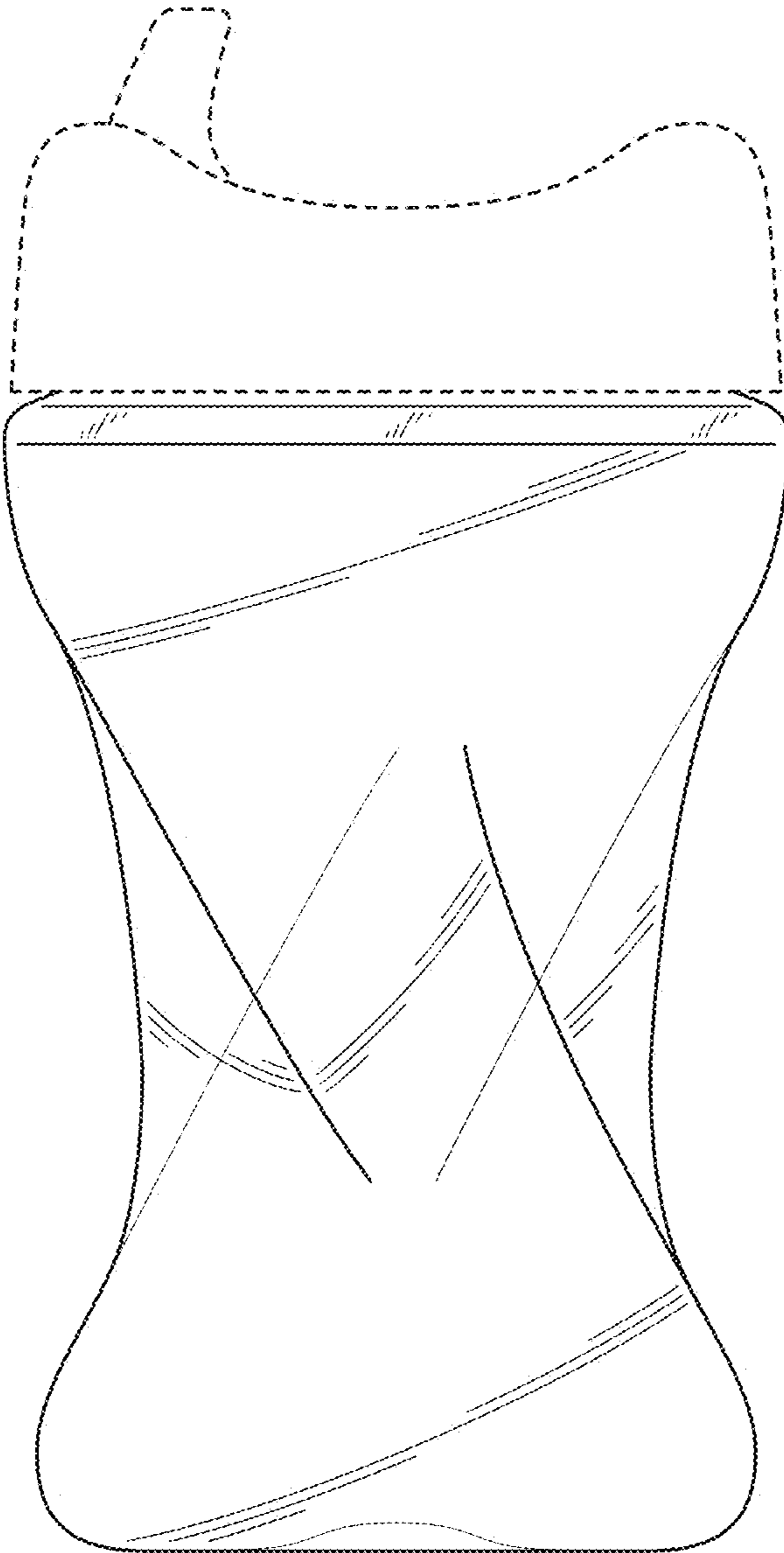


FIG. 5

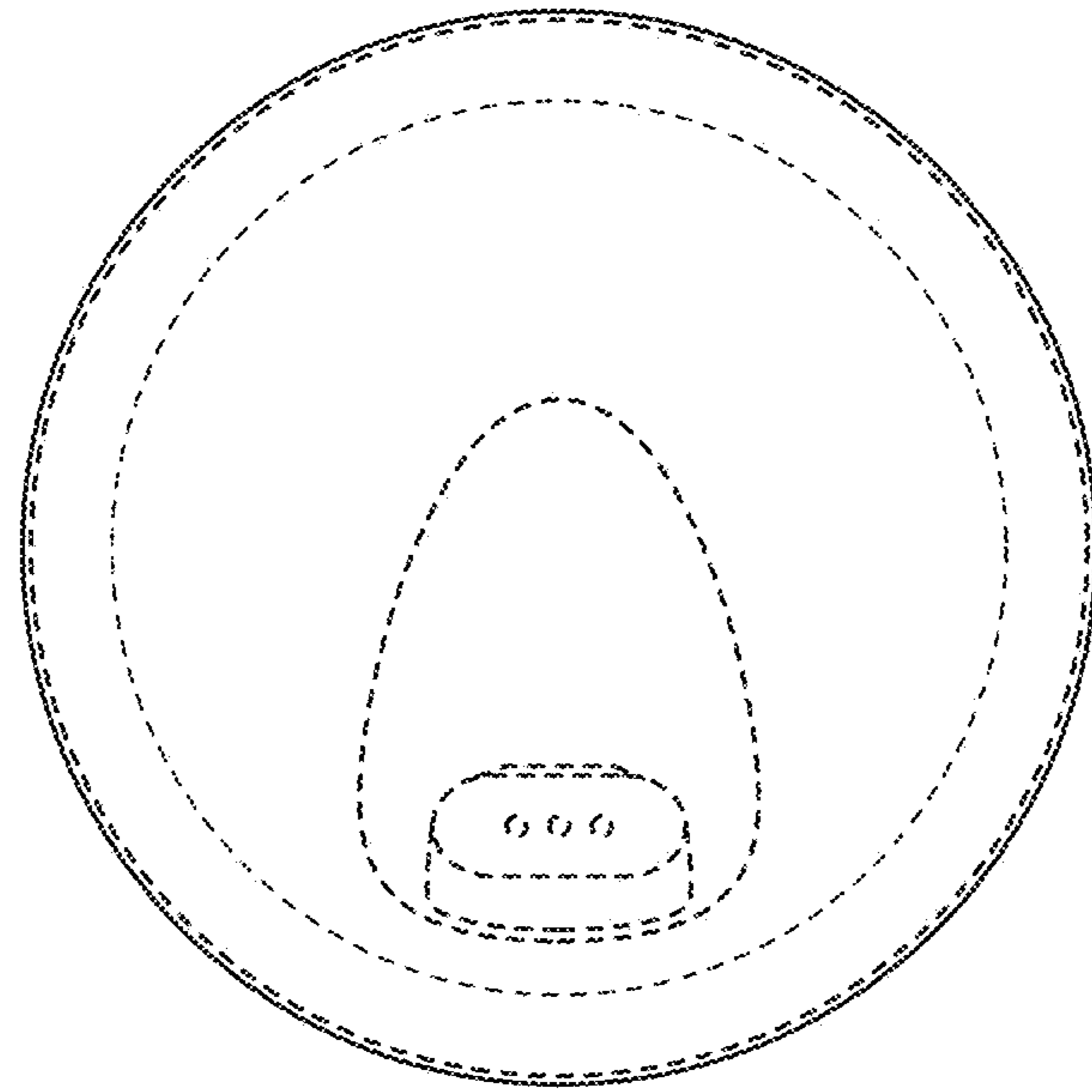


FIG. 6

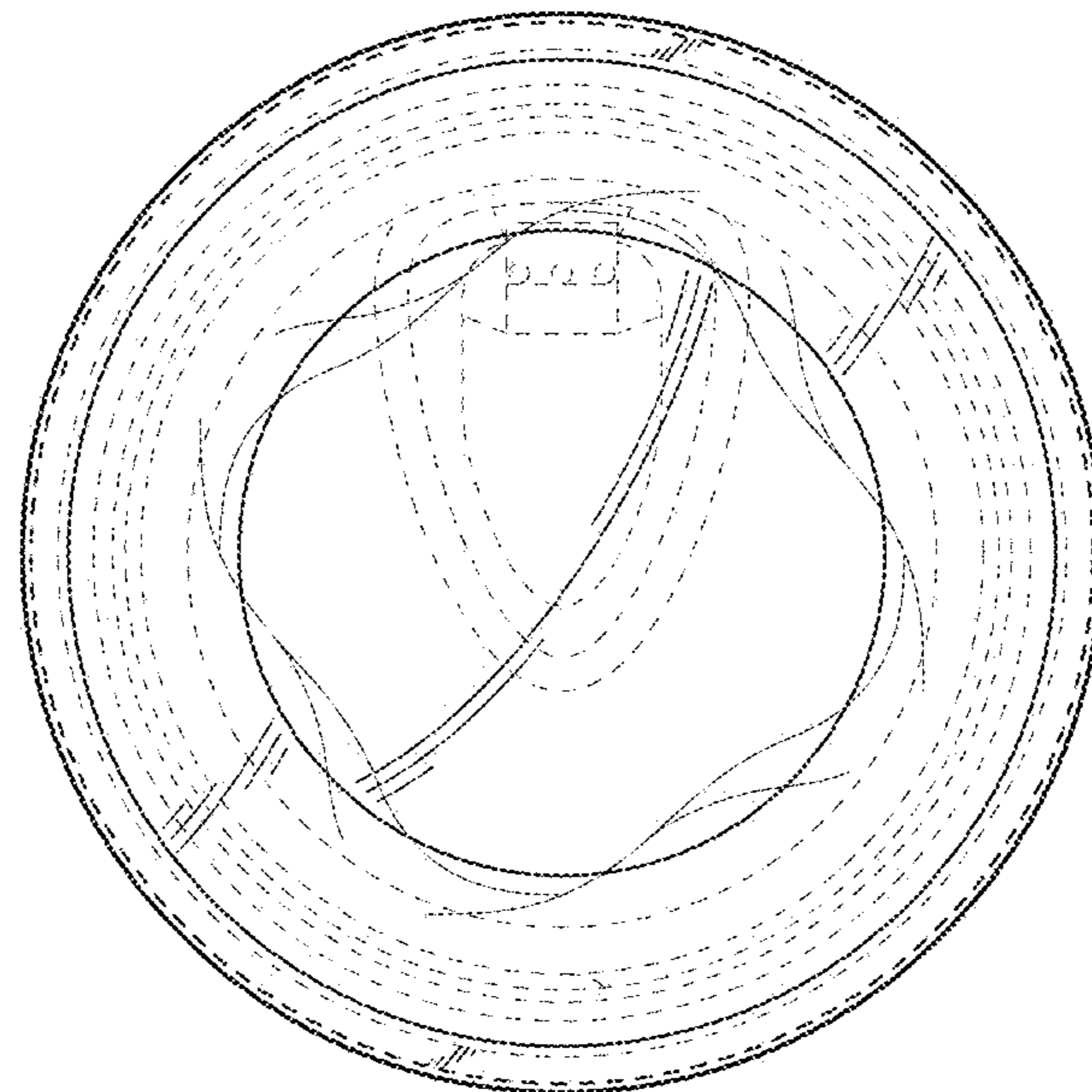


FIG. 7