



US00D730691S

(12) **United States Design Patent**
Sanguinetti

(10) **Patent No.:** **US D730,691 S**
(45) **Date of Patent:** **** Jun. 2, 2015**

(54) **BASE FOR A HAND MIXER**

13/1835; B28C 5/10; B28C 5/12; B28C 5/14;
B28C 5/16

(71) Applicant: **Electrolux Appliances Aktiebolag,**
Stockholm (SE)

See application file for complete search history.

(72) Inventor: **Alejandro Sanguinetti,** Stockholm (SE)

(56) **References Cited**

(73) Assignee: **Electrolux Appliances Aktiebolag,**
Stockholm (SE)

U.S. PATENT DOCUMENTS

(**) Term: **14 Years**

D200,686	S	*	3/1965	Hauptli	D7/386
D256,125	S	*	7/1980	Erickson	D7/398
D287,810	S	*	1/1987	Osit	D7/412
D361,240	S	*	8/1995	Hanig	D7/376
D368,625	S	*	4/1996	Ruttimann	D7/412
D577,546	S	*	9/2008	Ferraby	D7/412
D581,725	S	*	12/2008	Wong	D7/376
D646,105	S	*	10/2011	Deo et al.	D7/306
D663,587	S	*	7/2012	Nordwall	D7/412
D682,597	S	*	5/2013	Bingul et al.	D7/306
D700,798	S	*	3/2014	Wu	D7/379
D713,682	S	*	9/2014	Morse	D7/397
D720,188	S	*	12/2014	Burke et al.	D7/589

(21) Appl. No.: **29/488,703**

(22) Filed: **Apr. 22, 2014**

(30) **Foreign Application Priority Data**

Oct. 22, 2013 (EM) 002330621

(51) **LOC (10) Cl.** **07-02**

(52) **U.S. Cl.**
USPC **D7/412; D7/379; D7/380**

(58) **Field of Classification Search**
USPC D7/306, 372, 376-386, 397, 398,
D7/412-413, 589, 602, 629, 665-666, 669,
D7/679, 693-694; 99/509-511; 241/92,
241/98, 101.01-101.2, 166-169.1,
241/274-278.2, 285.1-285.3, 291, 292.1;
366/64-65, 97-98, 100, 130, 197-201,
366/205-207, 219-220, 341-343

CPC A21C 1/02; A21C 1/04; A23N 1/00;
A23N 1/02; A47J 43/04; A47J 4/25; A47J
4/27; A47J 4/042; A47J 4/044; A47J 4/046;
A47J 4/075; A47J 4/0711; A47J 4/0722;
A47J 4/0727; B01F 3/00; B01F 3/0807;
B01F 3/0853; B01F 13/0059; B01F 13/0064;
B02C 1/08; B02C 2/04; B02C 4/42; B02C
4/142; B02C 4/143; B02C 4/423; B02C

* cited by examiner

Primary Examiner — Ricky Pham

(74) *Attorney, Agent, or Firm* — Banner & Witcoff, Ltd.

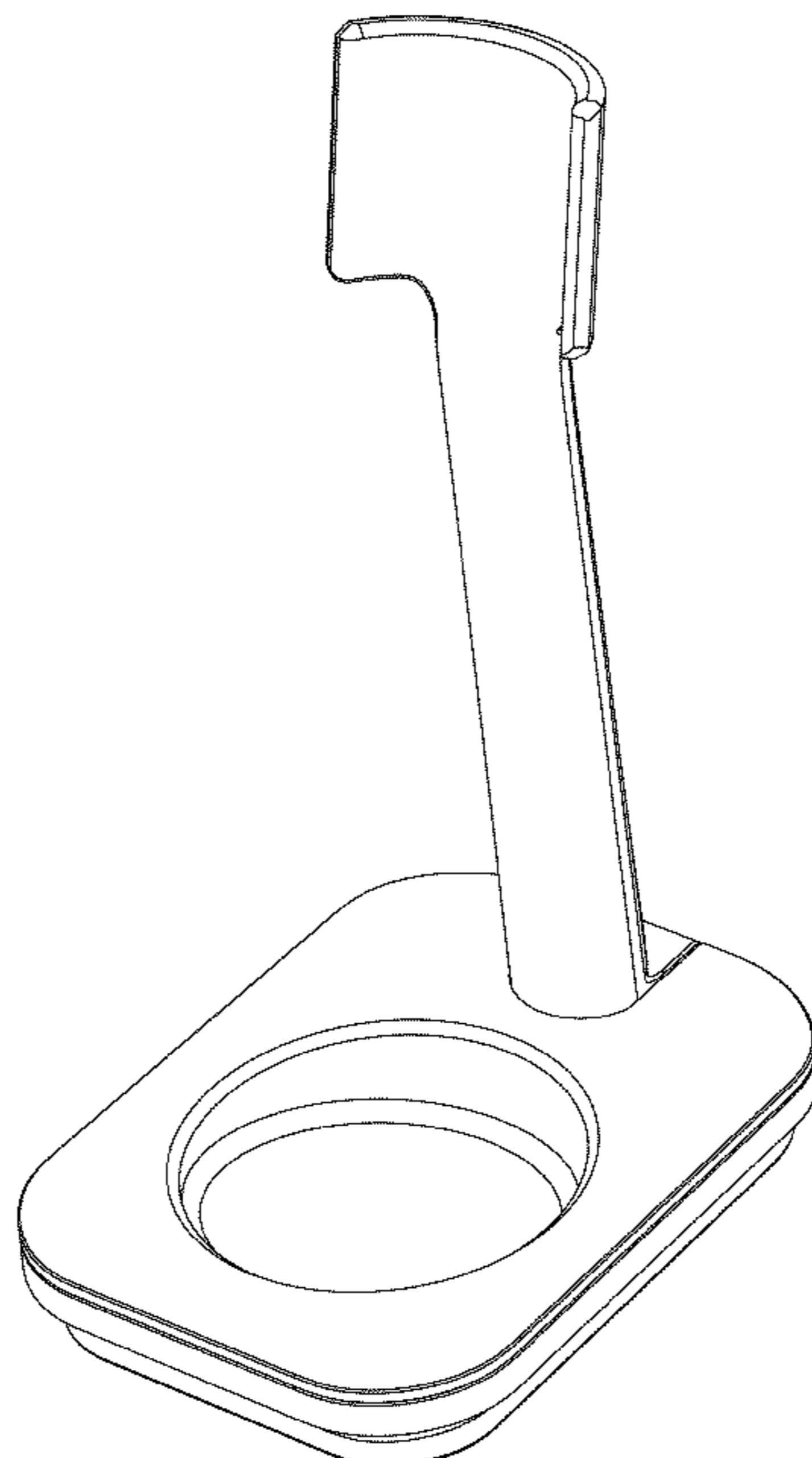
(57) **CLAIM**

The ornamental design for a base for a hand mixer, as shown and described.

DESCRIPTION

FIG. 1 is a perspective view of a base for a hand mixer showing my new design;
FIG. 2 is a top view thereof;
FIG. 3 is a front view thereof;
FIG. 4 is a right side view thereof;
FIG. 5 is a left side view thereof;
FIG. 6 is a rear view thereof; and,
FIG. 7 is a bottom view thereof.

1 Claim, 7 Drawing Sheets



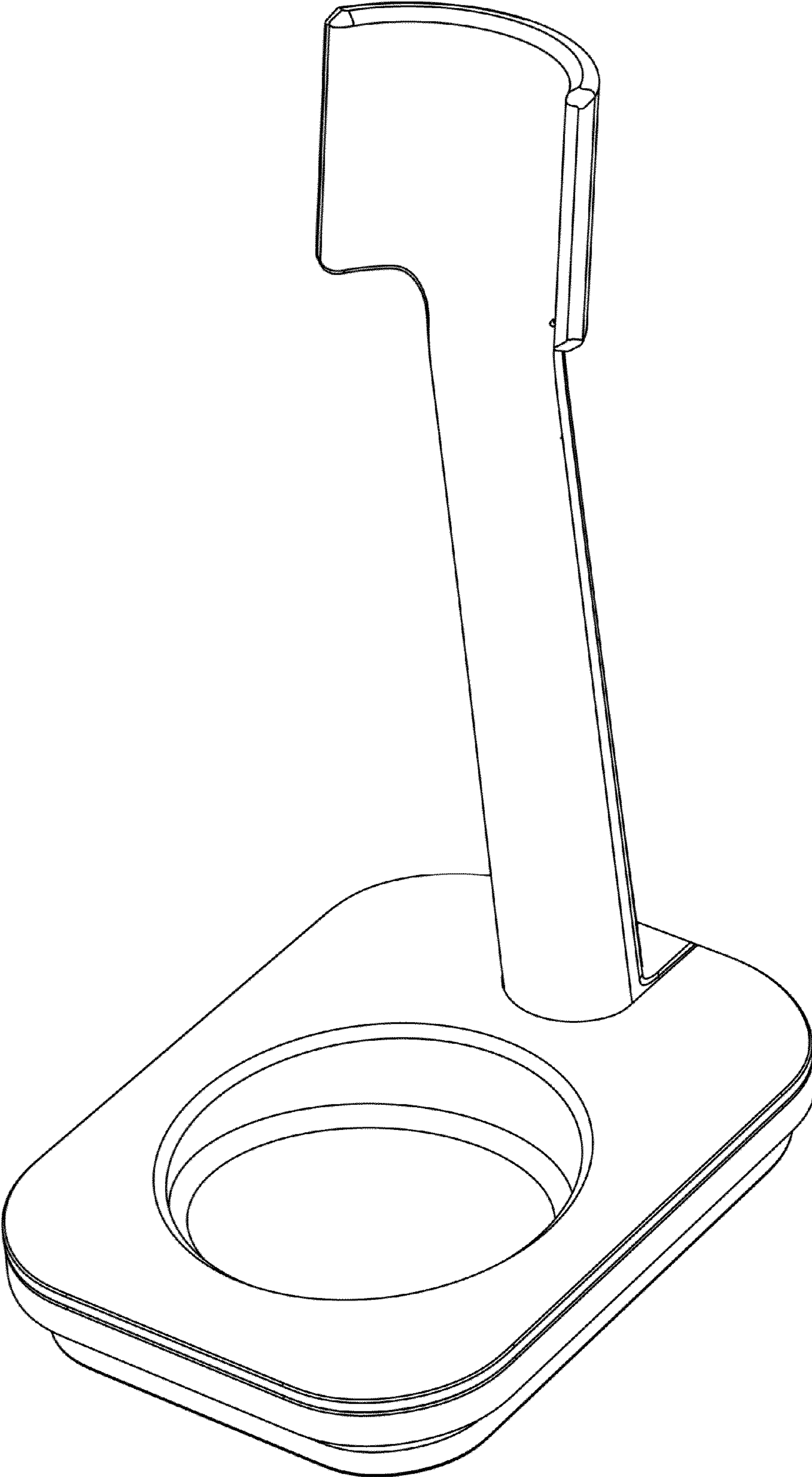


FIG. 1

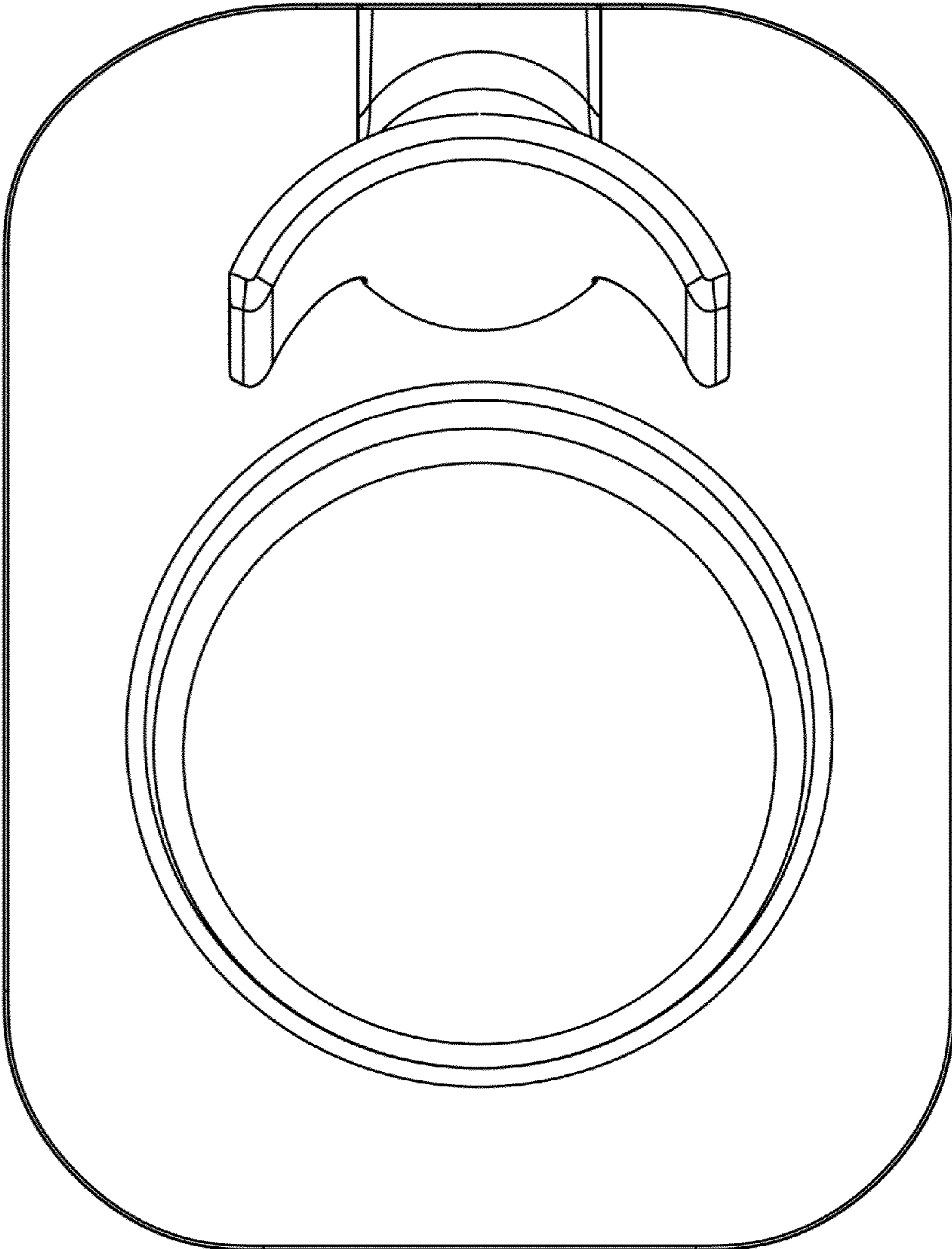


FIG. 2

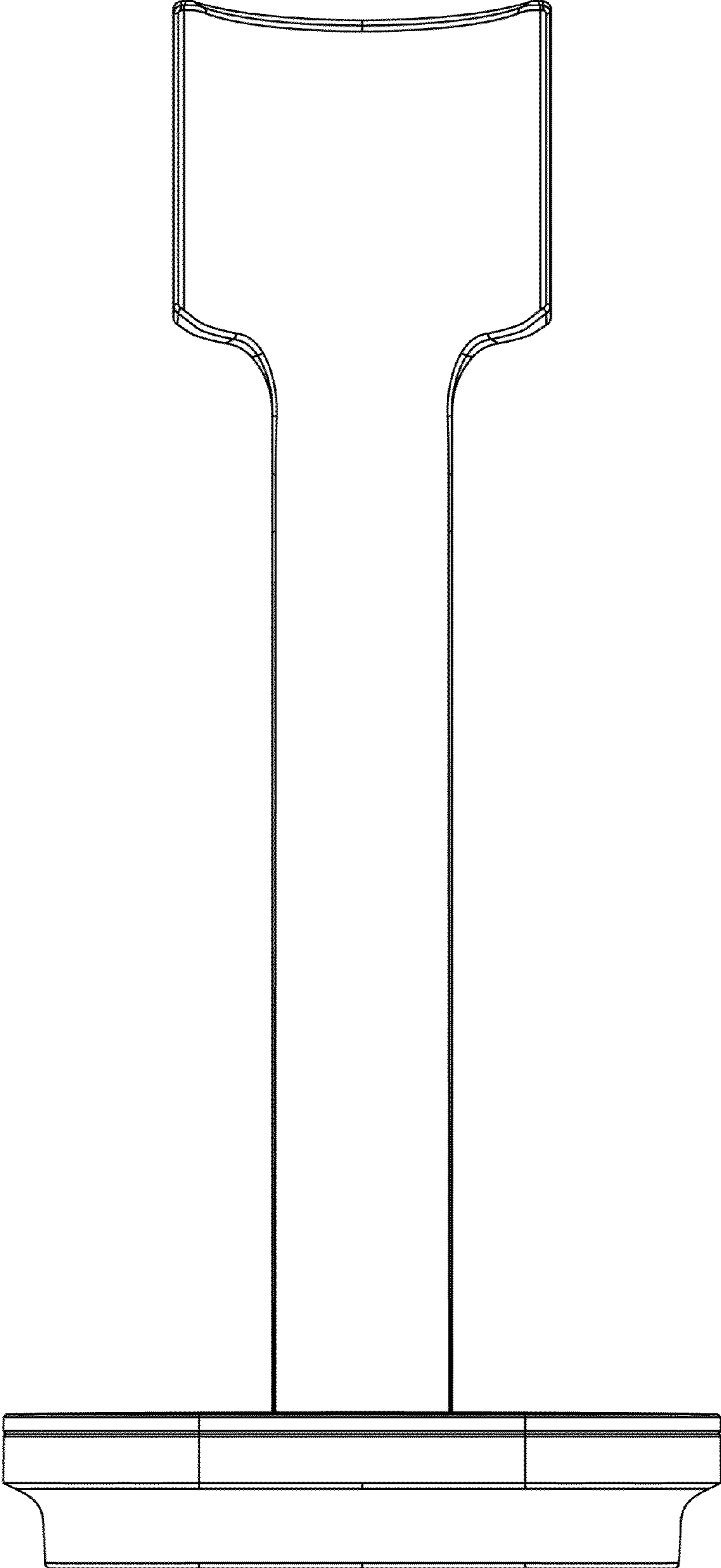


FIG. 3

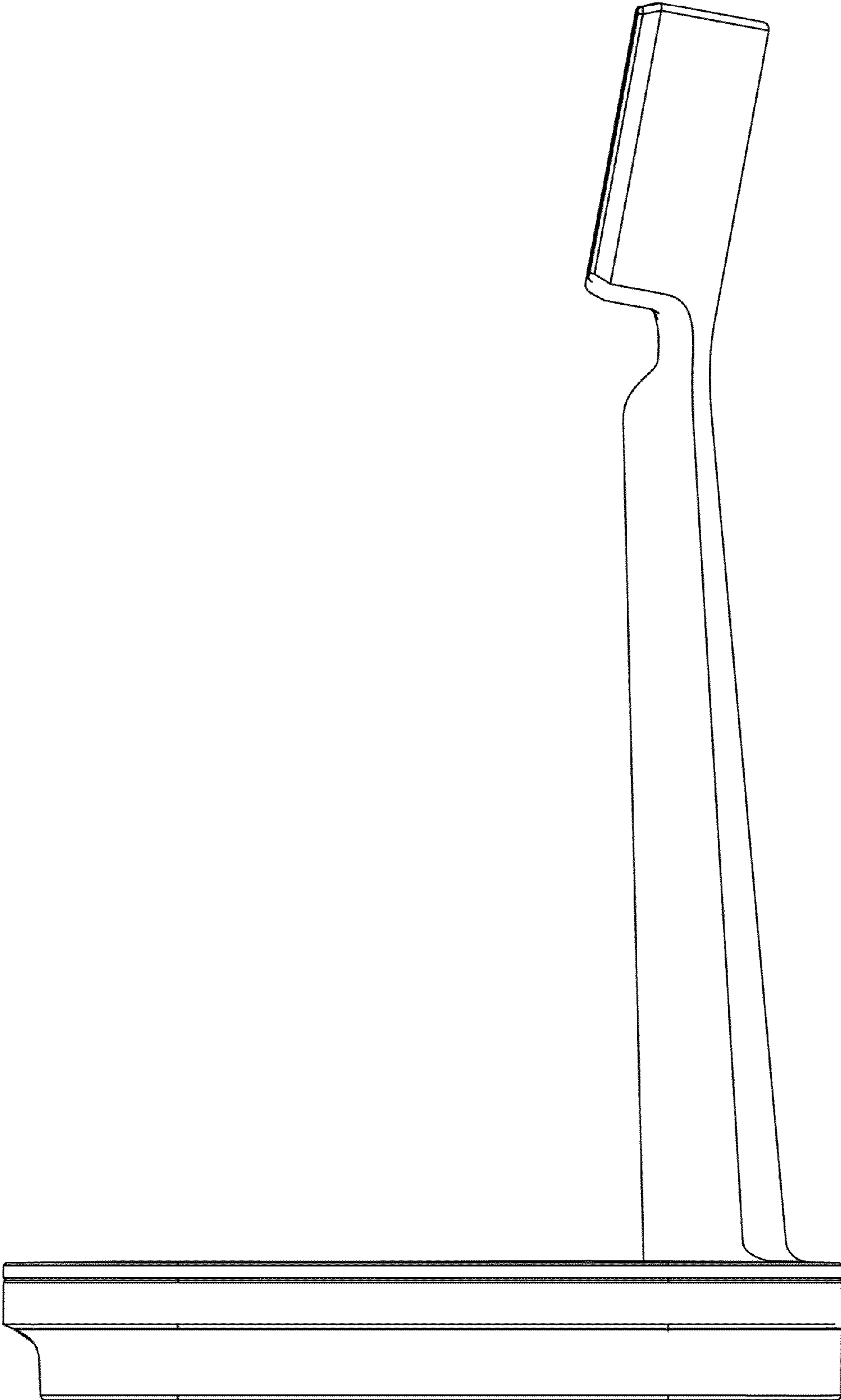


FIG. 4

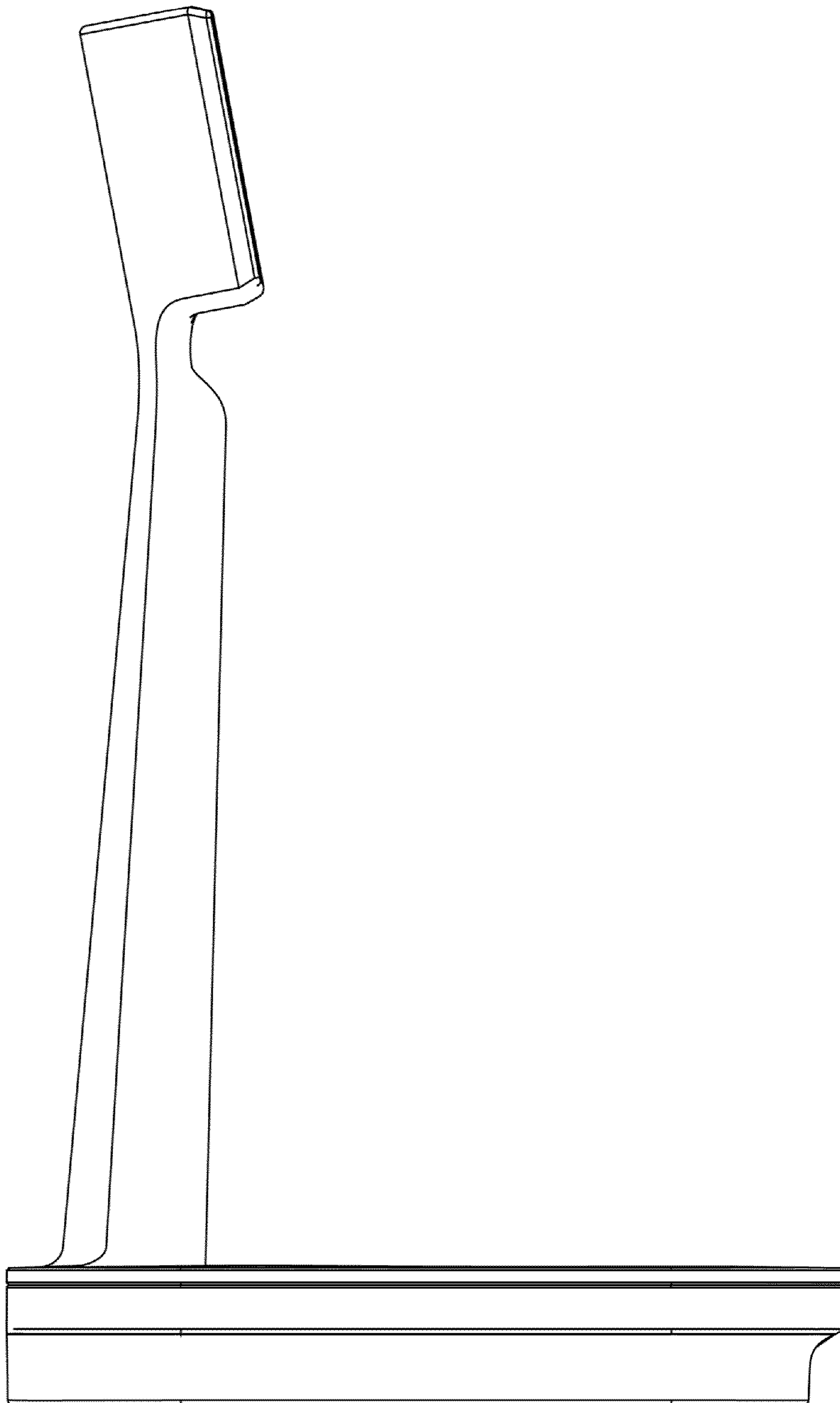


FIG. 5

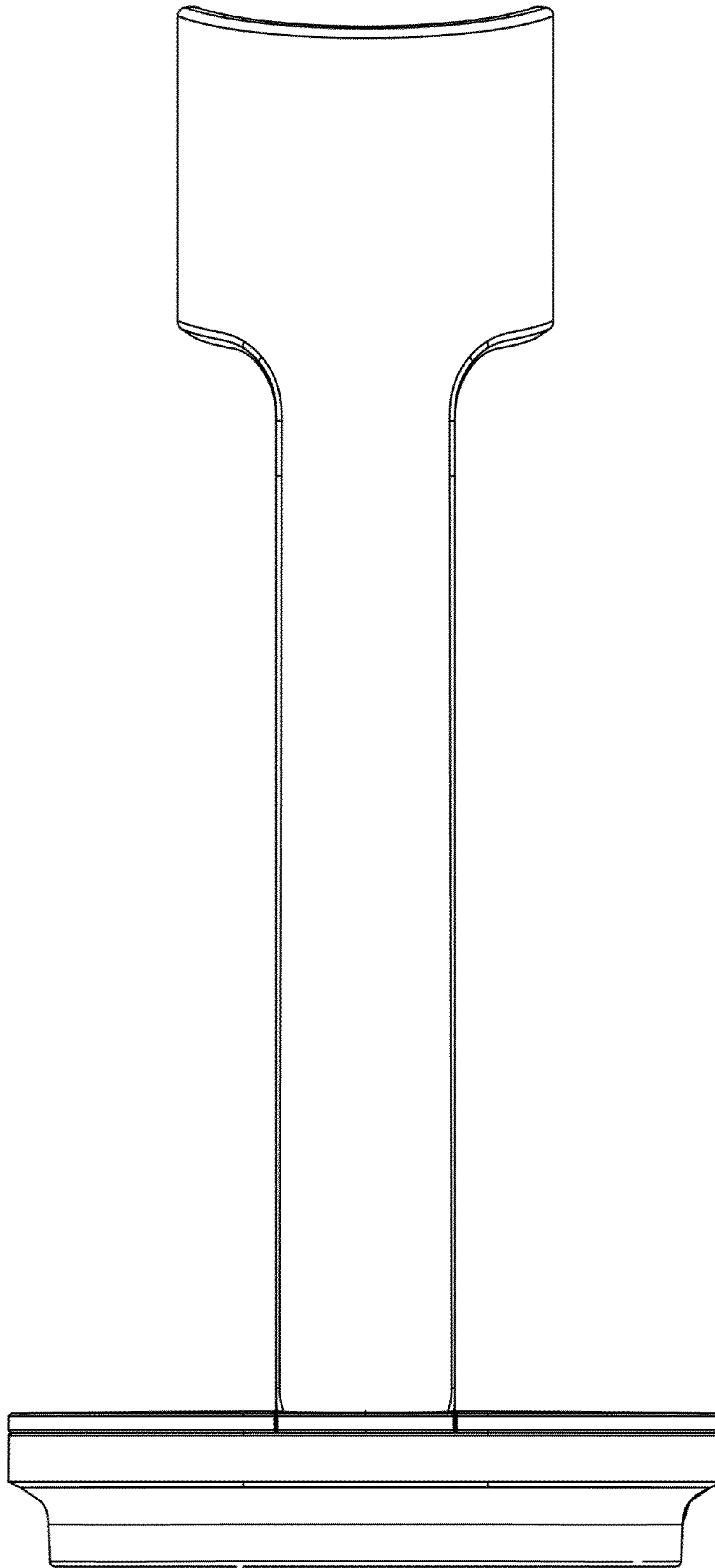


FIG. 6

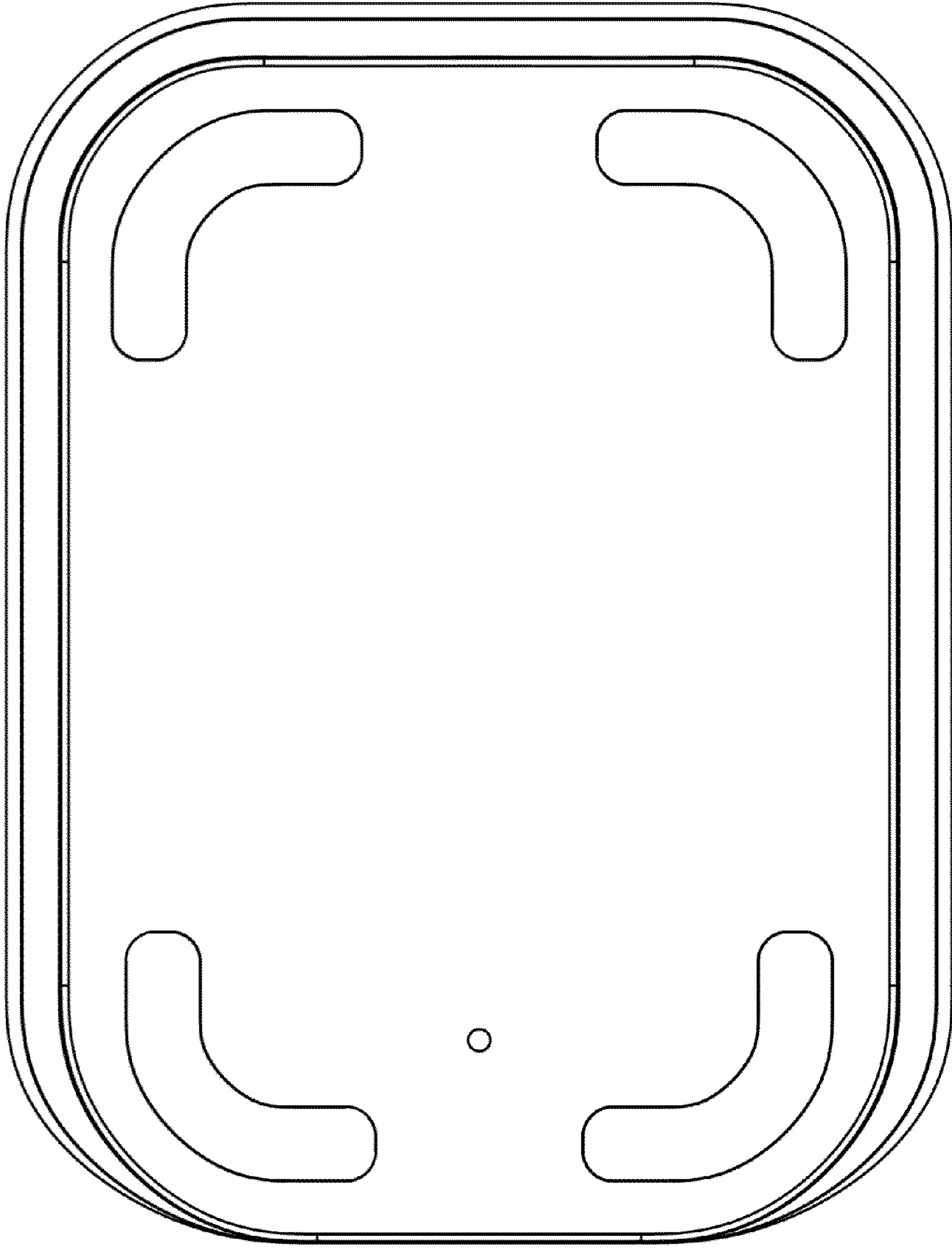


FIG. 7