



US00D730678S

(12) **United States Design Patent**
Horimoto

(10) **Patent No.:** **US D730,678 S**
(45) **Date of Patent:** **** Jun. 2, 2015**

(54) **ELECTRIC PRESSURE COOKER**

(56) **References Cited**

(71) Applicant: **ZOJIRUSHI CORPORATION**,
Osaka-shi, Osaka (JP)

(72) Inventor: **Mitsunori Horimoto**, Osaka (JP)

(73) Assignee: **Zojirushi Corporation** (JP)

(**) Term: **14 Years**

(21) Appl. No.: **29/489,506**

(22) Filed: **Apr. 30, 2014**

(30) **Foreign Application Priority Data**

Nov. 14, 2013 (JP) 2013-26650

(51) **LOC (10) Cl.** **07-02**

(52) **U.S. Cl.**
USPC **D7/358; D7/354**

(58) **Field of Classification Search**

USPC D7/323, 354-361, 391, 393; 99/324,
99/336-339, 403, 425-426, 467; 126/348,
126/384.1, 390.1; 219/401, 440-441,
219/620-622; 220/203.01, 203.07, 303,
220/573.1-573.5, 752-753, 755-759, 912
CPC A47J 27/00; A47J 27/004; A47J 27/08;
A47J 27/0802; A47J 27/0804; A47J 27/0811;
A47J 27/0813; A47J 27/0815; A47J 27/0817;
A47J 27/084; A47J 27/09; A47J 27/092;
A47J 36/025; A47J 36/06; A47J 37/12;
A47J 37/1204; A47J 37/1209; A47J 45/07;
A47J 45/071; A47J 45/074; A47J 45/08;
B01D 2201/345; B01J 3/03; B01J 3/04;
F01P 2011/0247; F01P 2011/0252; H05B
6/00; H05B 6/02; H05B 6/06

See application file for complete search history.

U.S. PATENT DOCUMENTS

D489,223	S	*	5/2004	Jung et al.	D7/358
D587,960	S	*	3/2009	Kotani	D7/354
D604,092	S	*	11/2009	Kotani	D7/354
D609,522	S	*	2/2010	Nakatani	D7/354
D632,128	S	*	2/2011	Lam	D7/354
D637,452	S	*	5/2011	Nakatani	D7/354
D641,586	S	*	7/2011	Martin	D7/361
D684,806	S	*	6/2013	Nakatani	D7/354
D684,807	S	*	6/2013	Nakatani	D7/354
D698,593	S	*	2/2014	Ishikawa	D7/354
D698,594	S	*	2/2014	Ishikawa	D7/354
D712,695	S	*	9/2014	Horimoto	D7/354
D715,090	S	*	10/2014	Lin	D7/354

FOREIGN PATENT DOCUMENTS

JP	1185978	9/2003
JP	1343998	11/2008
JP	1359177	5/2009
JP	1428338	11/2011
JP	1435624	3/2012
JP	1464958	3/2013

* cited by examiner

Primary Examiner — Ricky Pham

(74) *Attorney, Agent, or Firm* — Saidman DesignLaw Group, LLC

(57) **CLAIM**

The ornamental design for an electric pressure cooker, as shown and described.

DESCRIPTION

FIG. 1 is a top perspective view of an electric pressure cooker showing my new design;
FIG. 2 is a bottom perspective view thereof;
FIG. 3 is a front elevational view thereof;
FIG. 4 is a rear elevational view thereof;
FIG. 5 is a left side view thereof;
FIG. 6 is a right side view thereof;
FIG. 7 is a top plan view thereof; and,
FIG. 8 is a bottom plan view thereof.

1 Claim, 6 Drawing Sheets

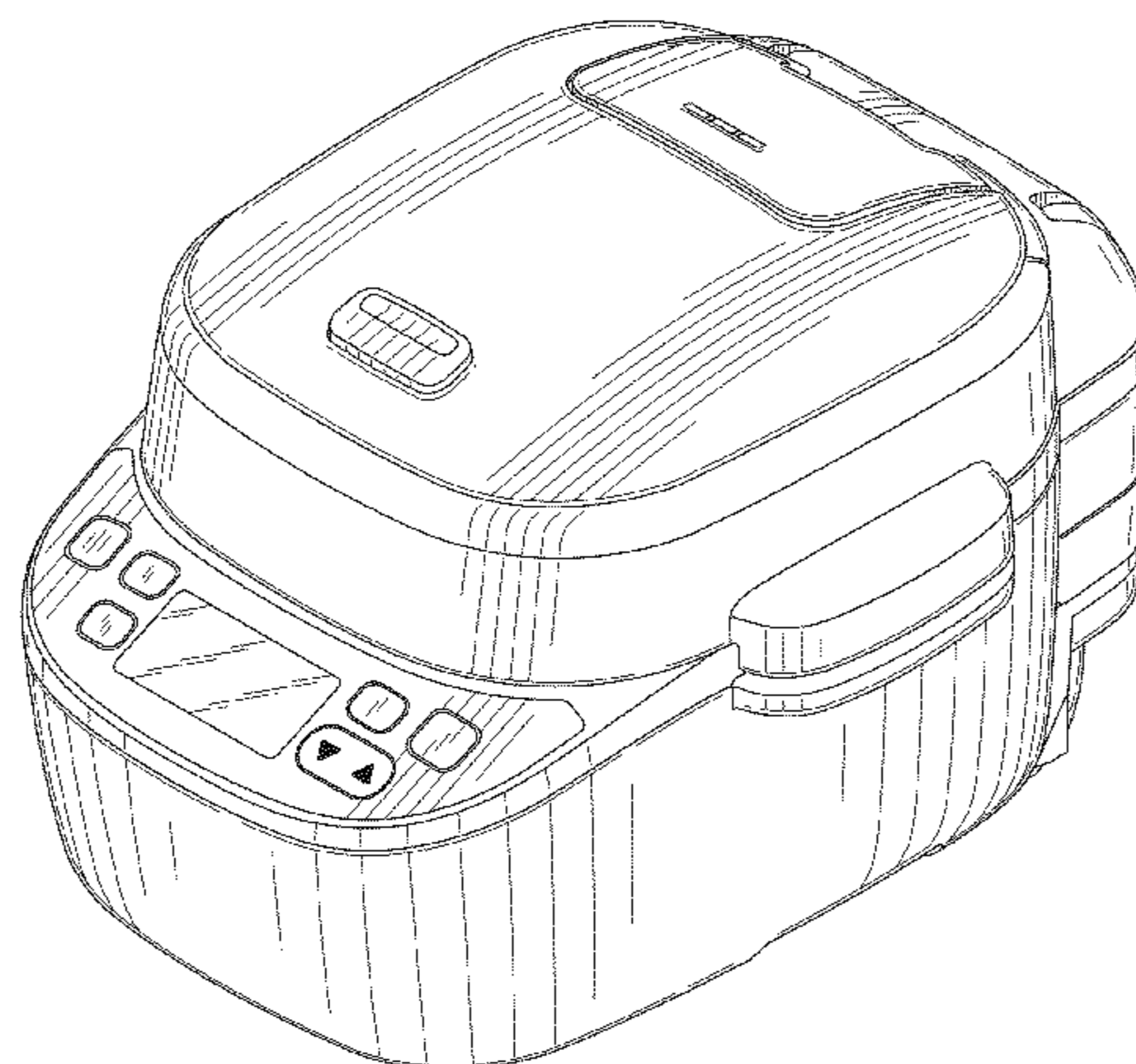


Fig. 1



Fig. 2

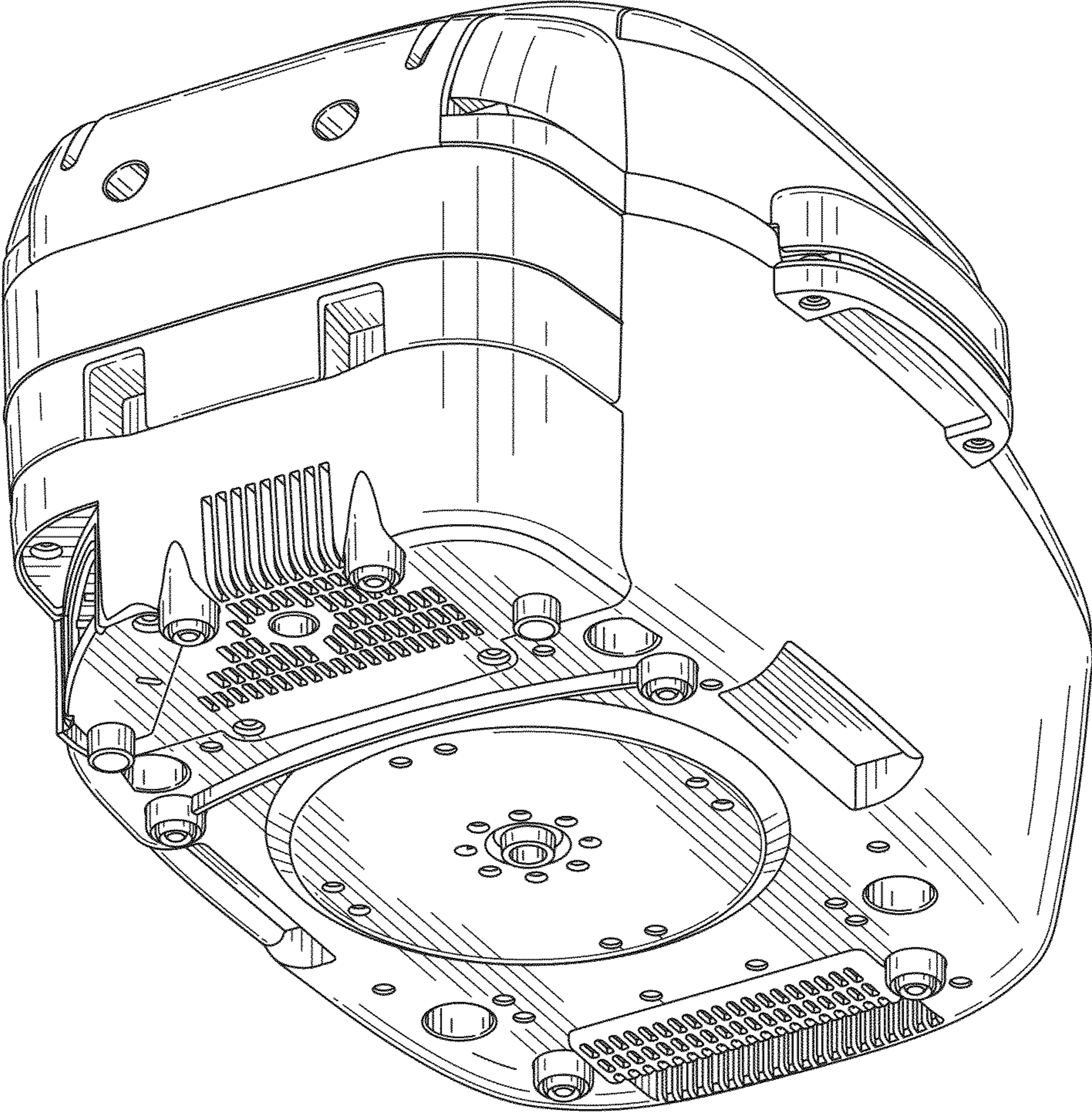


Fig. 3

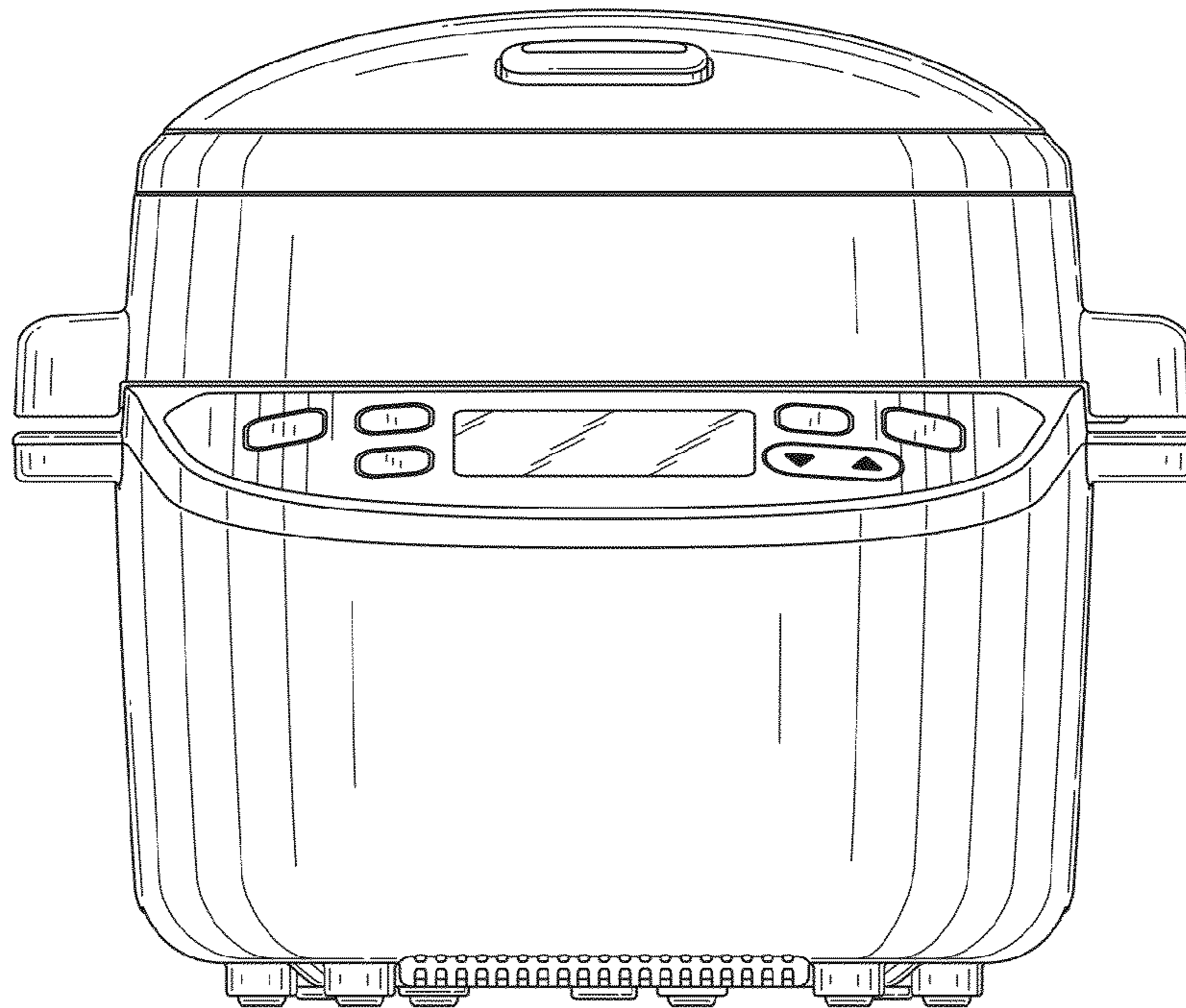


Fig. 4

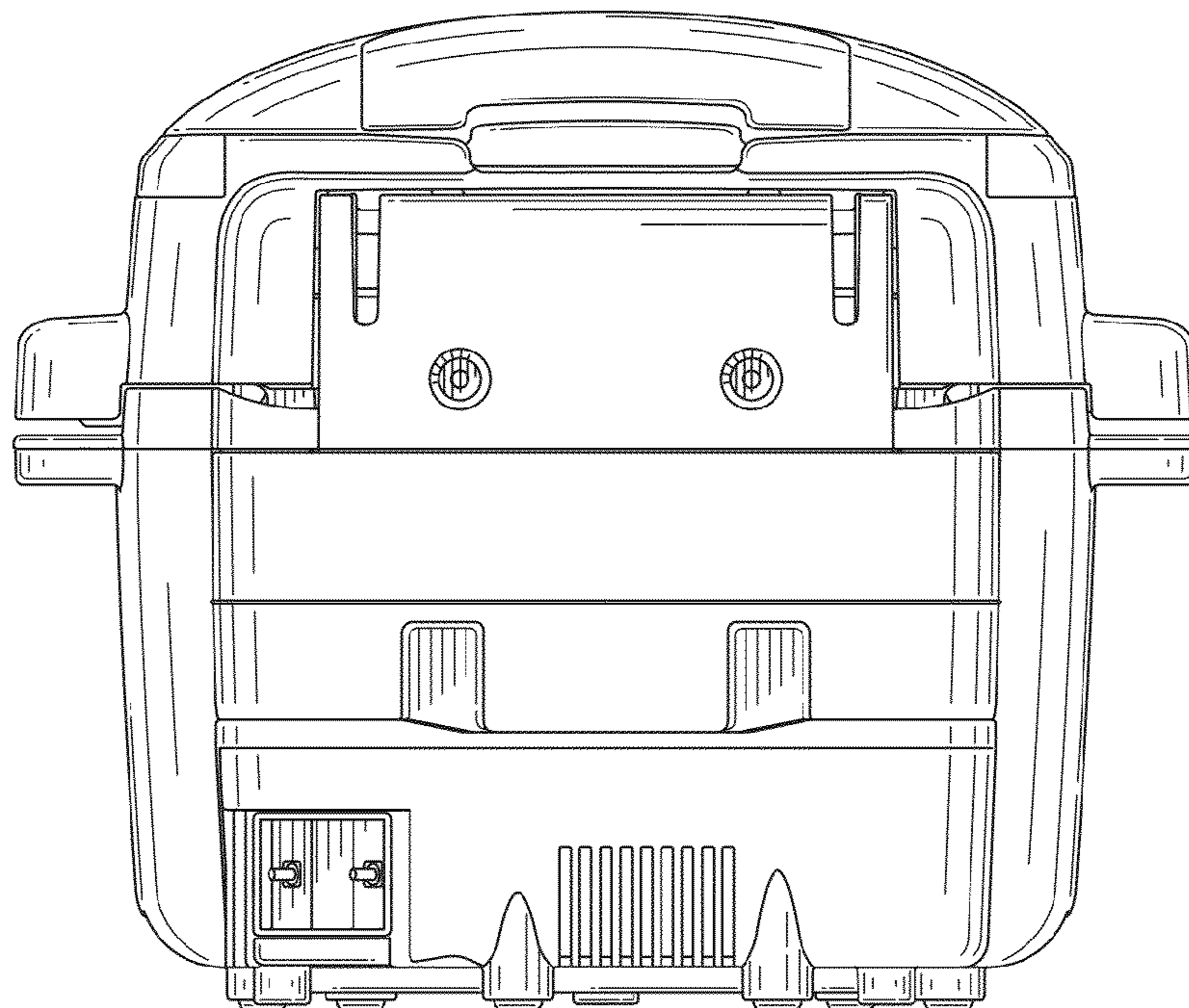


Fig. 5

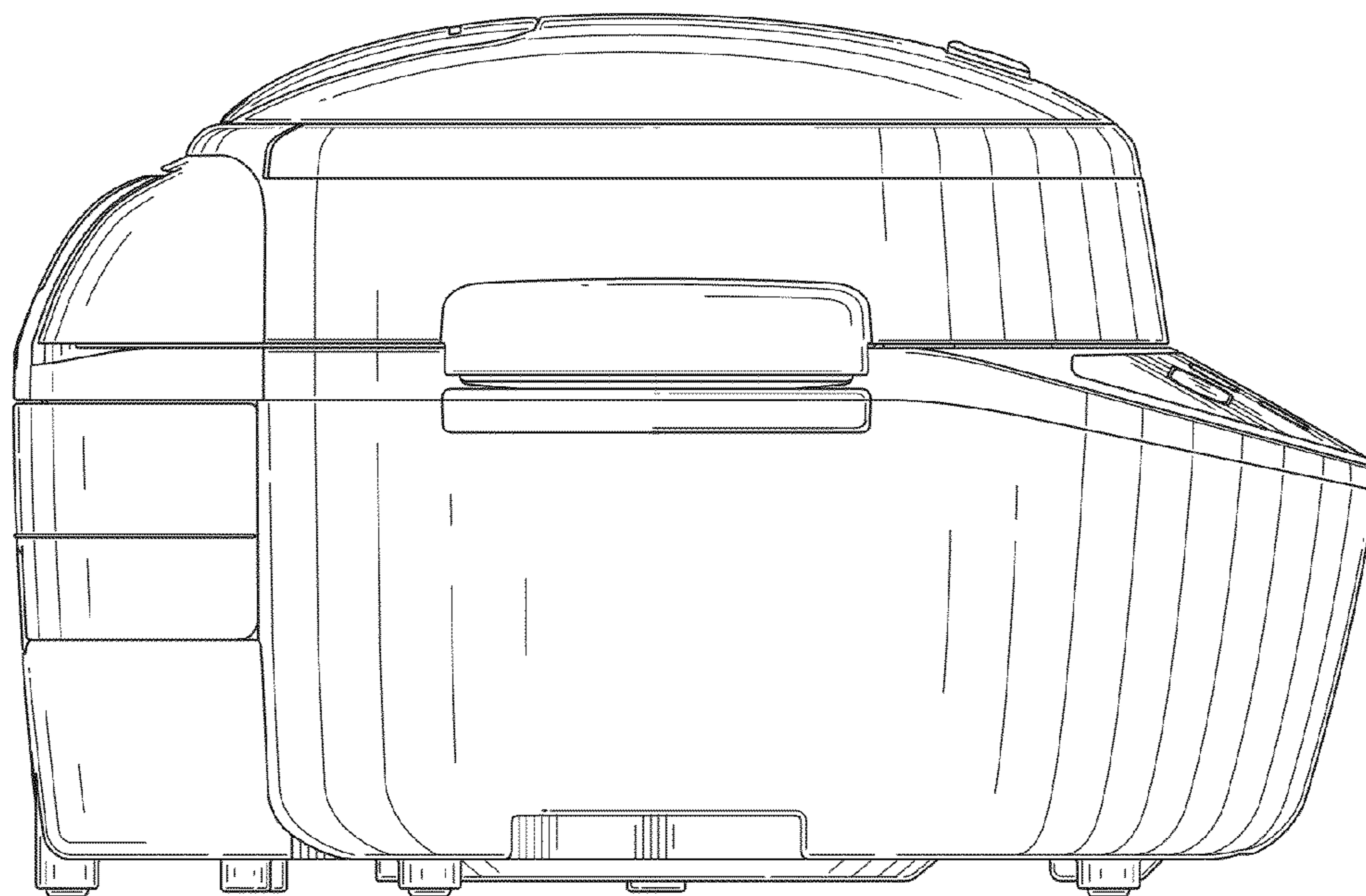


Fig. 6

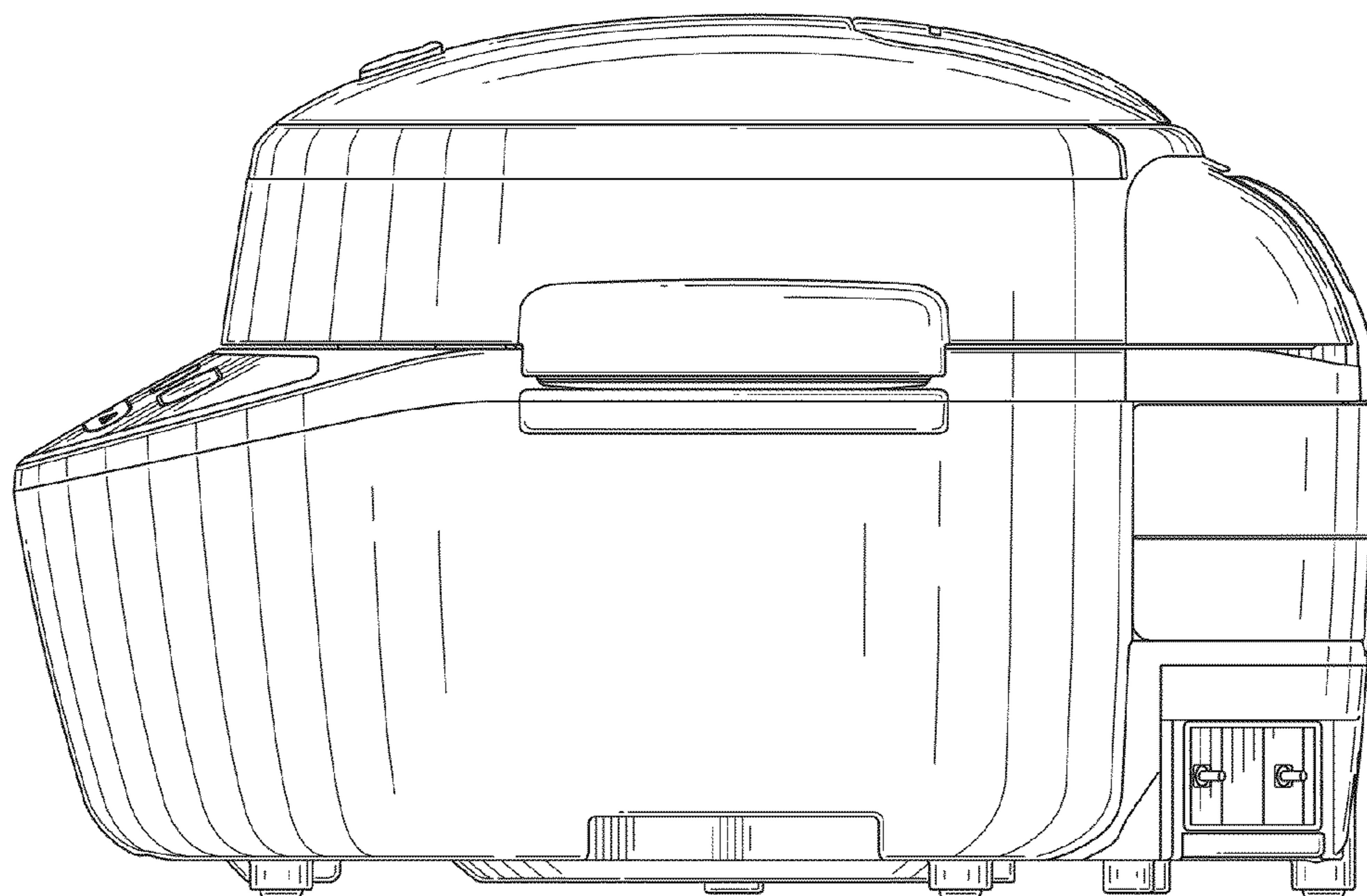


Fig. 7




Fig. 8

