



US00D730676S

(12) **United States Design Patent**  
**Palmer**

(10) **Patent No.:** **US D730,676 S**  
(45) **Date of Patent:** **\*\* Jun. 2, 2015**

(54) **TOASTER**

(56) **References Cited**

(71) Applicant: **KENWOOD LIMITED**, Havant,  
Hampshire (GB)

(72) Inventor: **Paul Palmer**, Havant (GB)

(73) Assignee: **KENWOOD LIMITED**, Hampshire  
(GB)

(\*\*) Term: **14 Years**

(21) Appl. No.: **29/477,694**

(22) Filed: **Dec. 26, 2013**

(30) **Foreign Application Priority Data**

Jul. 3, 2013 (EM) ..... 002267658-0002

(51) **LOC (10) Cl.** ..... **07-02**

(52) **U.S. Cl.**  
USPC ..... **D7/330**

(58) **Field of Classification Search**  
USPC ..... D7/323, 328-330, 390; 99/326-327,  
99/331-332, 357, 372, 375, 385-402;  
219/388, 405, 450.1, 489, 532  
CPC ..... A21B 2/00; A47J 37/00; A47J 37/06;  
A47J 37/0611; A47J 37/08; A47J 37/0807;  
A47J 37/0814; A47J 37/0821; A47J 37/0835;  
A47J 37/0842; A47J 37/085; A47J 37/0864;  
A47J 37/0878; A47J 37/0885; A47J 37/0892;  
F24C 15/10; F24C 15/102

See application file for complete search history.

U.S. PATENT DOCUMENTS

D124,059	S	*	12/1940	Christenson et. al.	.....	D7/330
2,257,906	A	*	10/1941	Gough	.....	99/327
2,309,640	A	*	1/1943	Gough	.....	99/327
D151,113	S	*	9/1948	Yaeger	.....	D7/330
D155,009	S	*	8/1949	Huck	.....	D7/330
D156,153	S	*	11/1949	Olson et. al.	.....	D7/330
2,611,849	A	*	9/1952	Gough	.....	219/489
D470,709	S	*	2/2003	Starr et al.	.....	D7/330
D488,664	S	*	4/2004	Seum et al.	.....	D7/330
D635,390	S	*	4/2011	Duncan et al.	.....	D7/330
D661,942	S	*	6/2012	Palermo et al.	.....	D7/330
D688,508	S	*	8/2013	Garman	.....	D7/330
D701,720	S	*	4/2014	Palermo et al.	.....	D7/330

\* cited by examiner

*Primary Examiner* — Ricky Pham

(74) *Attorney, Agent, or Firm* — Paul D. Bianco; Martin  
Fleit; Fleit Gibbons Gutman Bongini & Bianco PL

(57) **CLAIM**

The ornamental design for a toaster, as shown and described.

**DESCRIPTION**

FIG. 1 is a perspective view of a toaster according to the present invention.

FIG. 2 is a front view of the toaster of FIG. 1.

FIG. 3 is a rear view of the toaster of FIG. 1.

FIG. 4 is a first side view of the toaster of FIG. 1.

FIG. 5 is a second side view of the toaster of FIG. 1; and,

FIG. 6 is a top view of the toaster of FIG. 1.

The bottom of the toaster does not contain any ornamental features which are claimed. Accordingly, a bottom view is not shown and the legs that extend from the bottom of the toaster are disclaimed.

The broken lines shown represent unclaimed subject matter and form no part of the claimed design.

**1 Claim, 6 Drawing Sheets**





FIGURE 1



FIGURE 2



FIGURE 3




FIGURE 4




FIGURE 5




FIGURE 6