

US00D730675S

(12) **United States Design Patent**
Williams et al.

(10) **Patent No.:** **US D730,675 S**
(45) **Date of Patent:** **** Jun. 2, 2015**

(54) **PITCHER**
(71) Applicant: **Ignite USA, LLC**, Chicago, IL (US)
(72) Inventors: **Emilie Williams**, Chicago, IL (US);
Paul Hurley, Libertyville, IL (US)
(73) Assignee: **Ignite USA, LLC**, Chicago, IL (US)
(**) Term: **14 Years**
(21) Appl. No.: **29/480,025**
(22) Filed: **Jan. 22, 2014**
(51) **LOC (10) Cl.** **07-01**
(52) **U.S. Cl.**
USPC **D7/317; D7/318**
(58) **Field of Classification Search**
USPC D7/316–319, 300, 600, 598; 222/465.1,
222/494, 313, 472, 517; 220/318, 713, 912;
D23/209
See application file for complete search history.

6,269,984 B1 8/2001 Murakami
6,352,166 B1 3/2002 Copeland
6,427,880 B1 8/2002 Hirose et al.
6,648,183 B2 11/2003 Nybakke
6,755,120 B1 6/2004 Lin
D498,384 S * 11/2004 McWilliam D7/319
6,935,536 B2 8/2005 Tardif
D535,854 S * 1/2007 Schreitmuller D7/398
D553,419 S * 10/2007 Bodum D7/319
D586,606 S * 2/2009 Ma et al. D7/319
D587,514 S * 3/2009 Bodum D7/319
7,552,846 B2 6/2009 Ohm et al.
D603,647 S * 11/2009 Bodum D7/318
7,735,698 B2 6/2010 Lin
7,770,763 B2 8/2010 Faure
D643,241 S * 8/2011 McCormick et al. D7/319
D655,563 S * 3/2012 Kern et al. D7/319
D666,865 S * 9/2012 Spivey et al. D7/319
D669,296 S * 10/2012 Lane et al. D7/319
D669,307 S * 10/2012 Makhani et al. D7/397
D679,953 S * 4/2013 Peterson et al. D7/598
D688,909 S * 9/2013 Chapman et al. D7/318

(Continued)

Primary Examiner — Marianne Pandozzi

(74) *Attorney, Agent, or Firm* — McDermott Will & Emery LLP

(56) **References Cited**

U.S. PATENT DOCUMENTS

2,726,789 A * 12/1955 Perry 222/83.5
3,212,686 A * 10/1965 Di Pierro et al. 222/472
D203,852 S * 2/1966 Douglas D7/317
D213,577 S * 3/1969 Douglas D7/317
D219,056 S * 10/1970 Gibson D7/317
D221,168 S * 7/1971 Benes D7/318
D221,796 S * 9/1971 Greger D7/317
D223,465 S * 4/1972 DePuy D7/317
D232,898 S * 9/1974 Bluestein D7/317
D233,974 S * 12/1974 Kiernan et al. D7/317
4,648,535 A 3/1987 Zimmermann
4,676,411 A 6/1987 Simasaki
5,037,015 A 8/1991 Collins
5,497,917 A 3/1996 Krimmel et al.
5,615,808 A 4/1997 Huang
5,653,362 A 8/1997 Patel
D420,545 S * 2/2000 Huang D7/318
6,234,364 B1 5/2001 Nybakke et al.

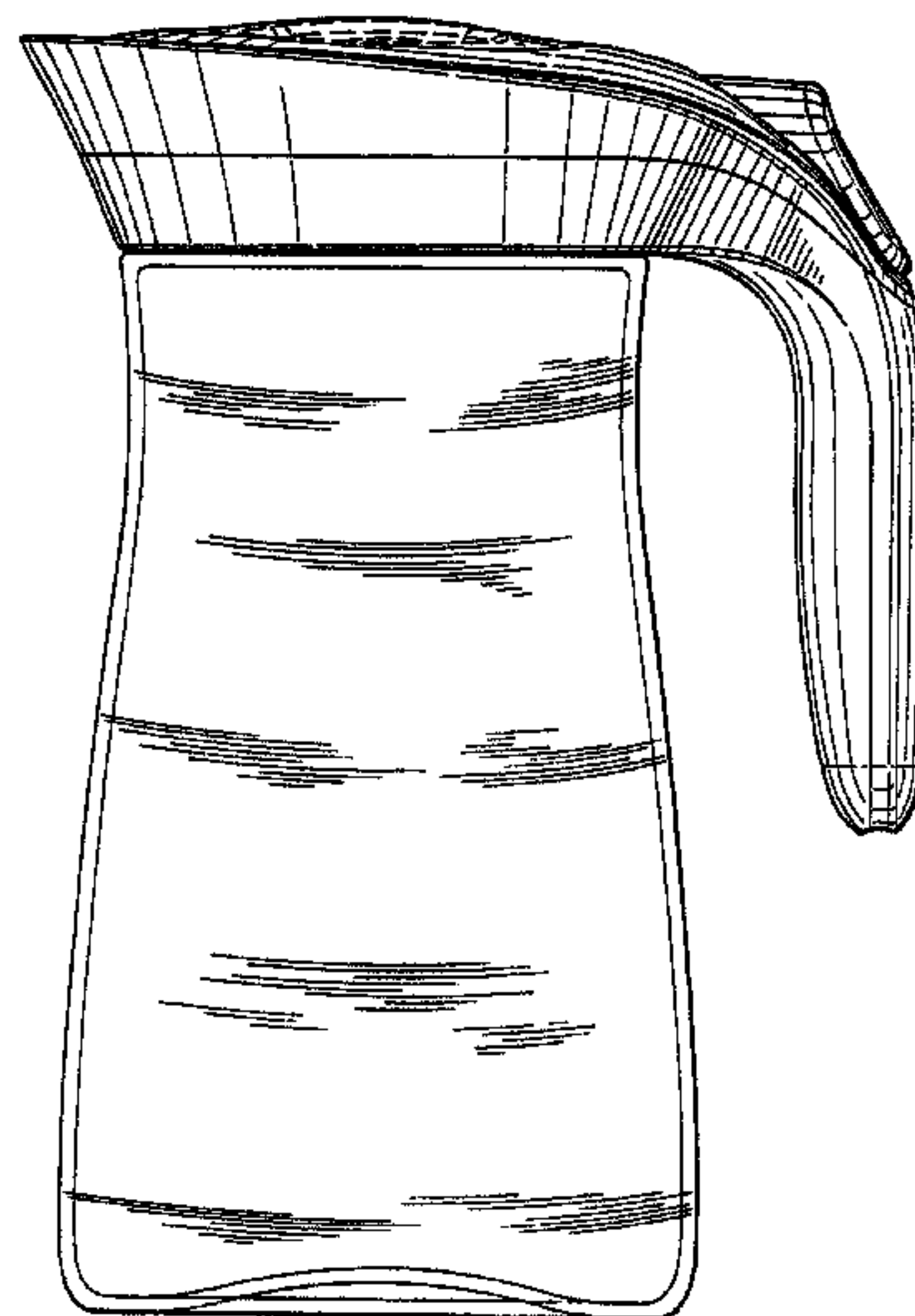
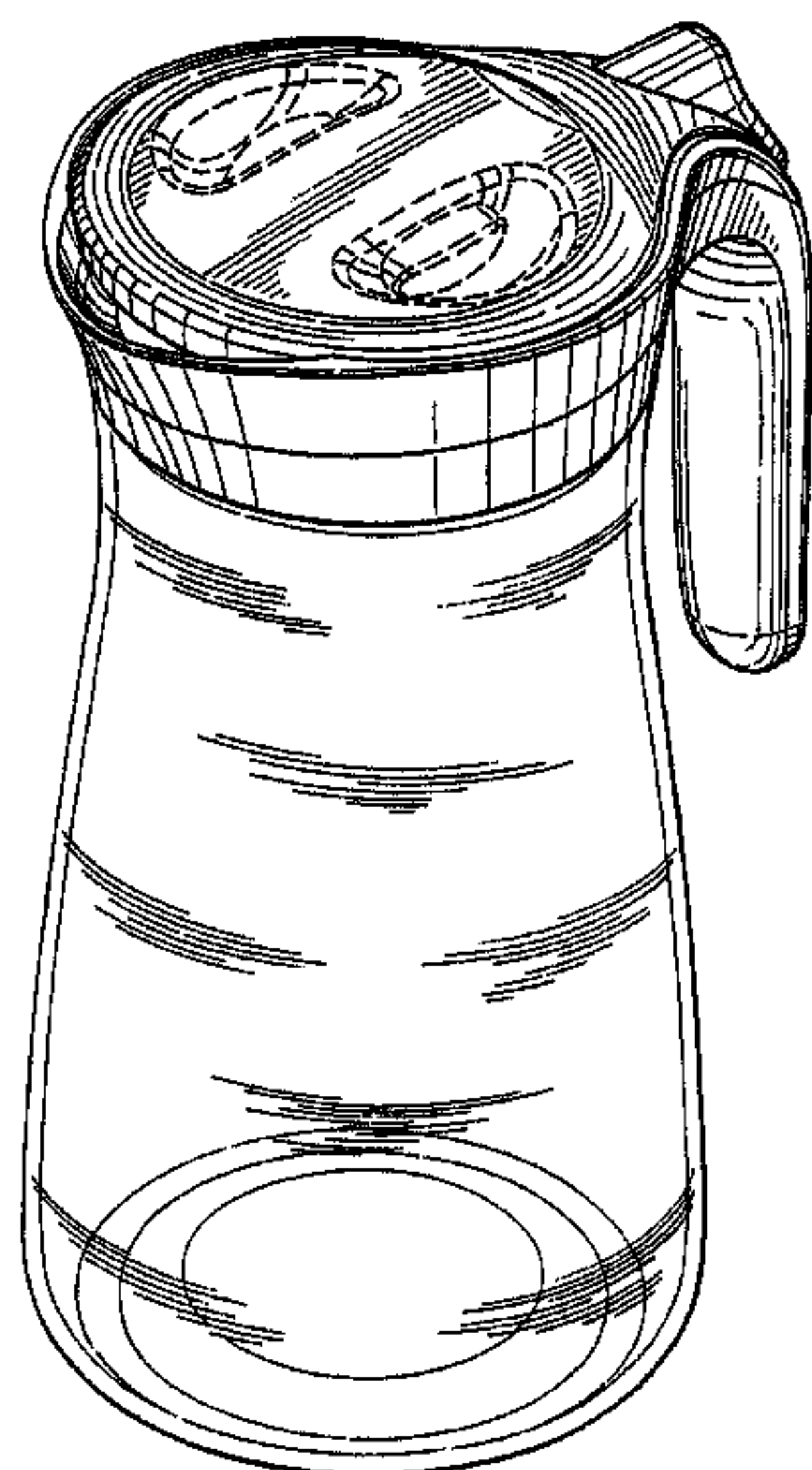
(57) **CLAIM**

We claim the ornamental design for a pitcher, as shown and described.

DESCRIPTION

FIG. 1 is a top perspective view of a pitcher showing my new design;
FIG. 2 is a side view thereof;
FIG. 3 is a rear view thereof;
FIG. 4 is a front view thereof;
FIG. 5 is a top plan view thereof; and,
FIG. 6 is a bottom plan view thereof.
Features shown in broken lines in the drawings are not part of the claim.

1 Claim, 5 Drawing Sheets



(56)

References Cited

U.S. PATENT DOCUMENTS

D714,581 S * 10/2014 Shao D7/321
2007/0295760 A1 12/2007 Geroult et al.

2008/0029554 A1 2/2008 Faure et al.
2008/0185404 A1 8/2008 Schreiber-Pethan et al.
2009/0071988 A1 3/2009 Nybakke

* cited by examiner

FIG. 1




FIG. 2




FIG. 3

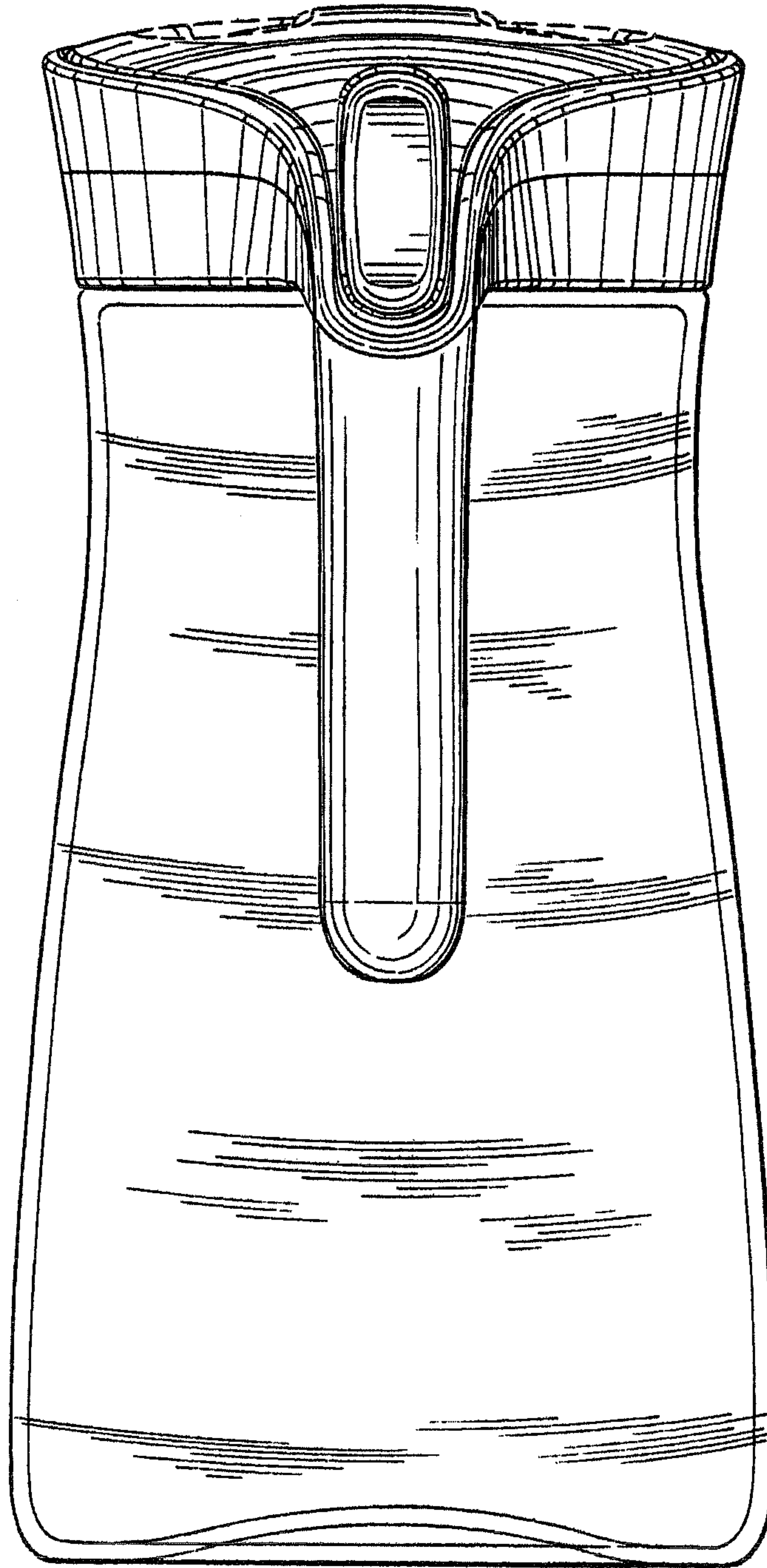


FIG. 4

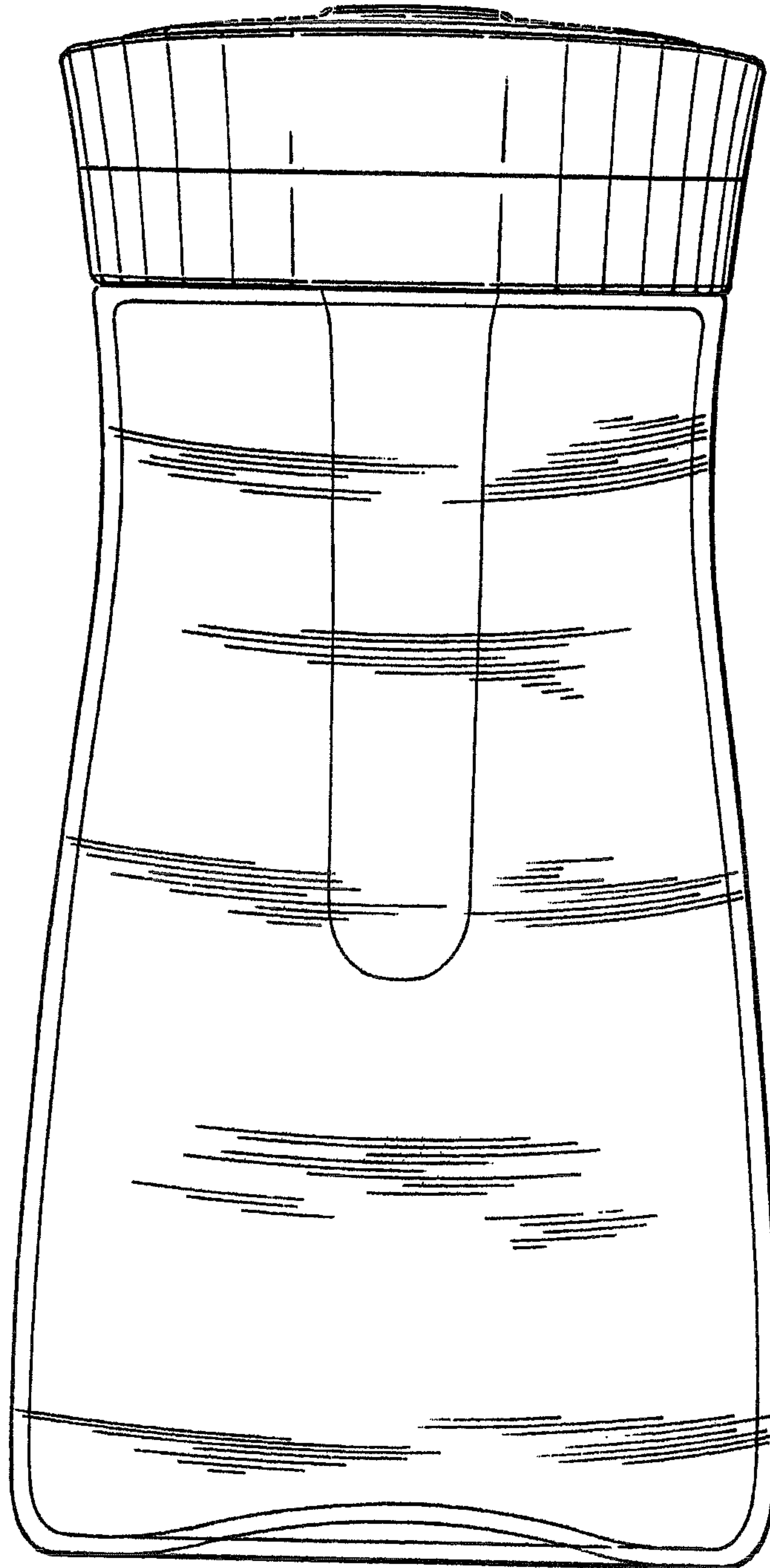


FIG. 5

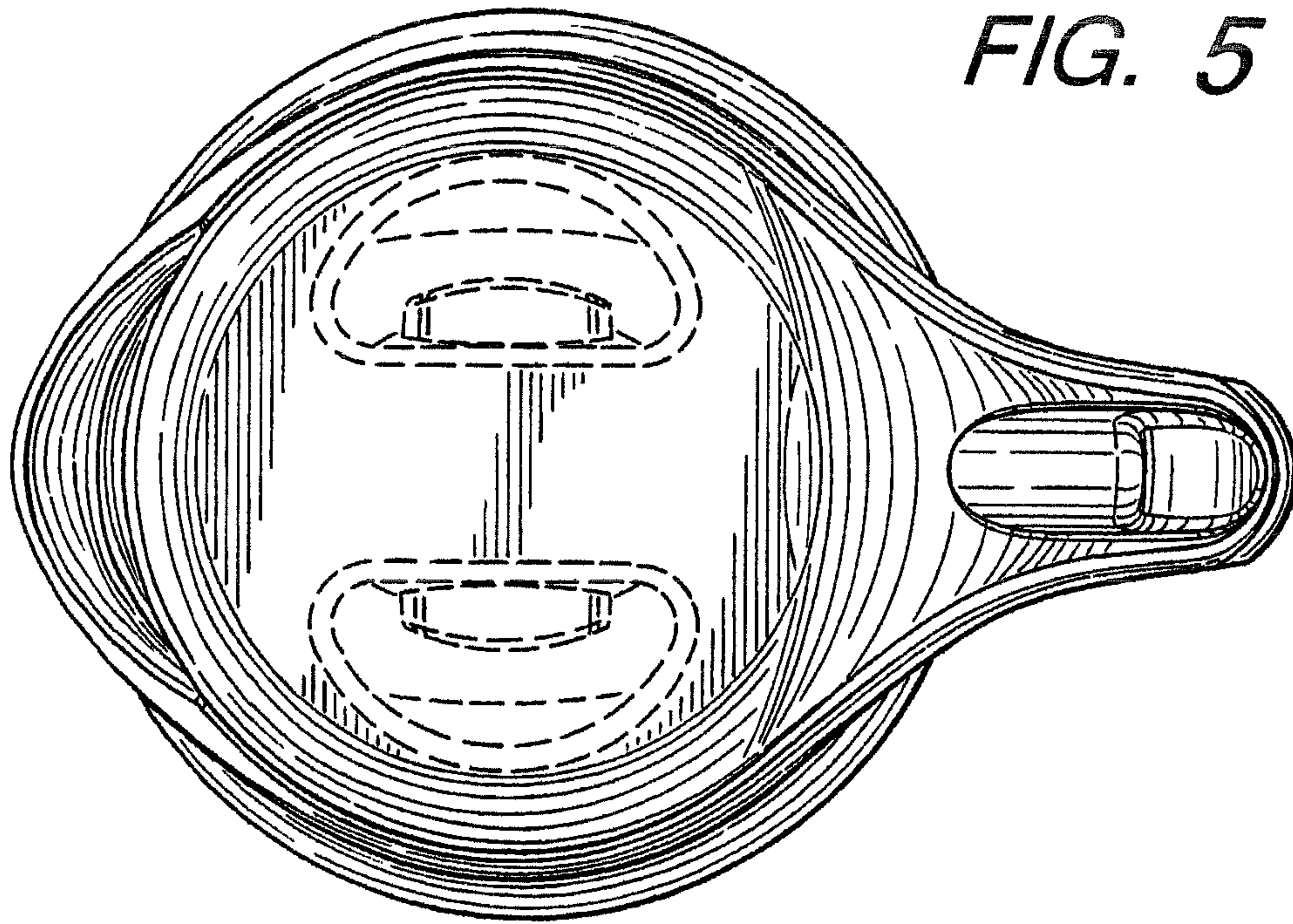


FIG. 6

