



US00D730667S

(12) **United States Design Patent**
James

(10) **Patent No.:** **US D730,667 S**
(45) **Date of Patent:** **** Jun. 2, 2015**

(54) **TABLE**

(71) Applicant: **STANDARD FURNITURE
MANUFACTURING CO., INC.**, Bay
Minette, AL (US)

(72) Inventor: **Gary W James**, Dove Canyon, CA (US)

(73) Assignee: **Standard Furniture Manufacturing
Co., Inc.**, Bay Minette, AL (US)

(**) Term: **14 Years**

(21) Appl. No.: **29/459,897**

(22) Filed: **Jul. 3, 2013**

(51) **LOC (10) Cl.** **06-03**

(52) **U.S. Cl.**
USPC **D6/691.1**

(58) **Field of Classification Search**
USPC D6/691, 691.1, 691.8, 686, 688.11;
108/153.1, 156, 157.1, 161, 83, 84;
248/188, 188.1
CPC A47B 1/00; A47B 1/02; A47B 1/10;
A47B 1/08
See application file for complete search history.

(56) **References Cited**

U.S. PATENT DOCUMENTS

2,707,138 A * 4/1955 Vangor 108/83
D388,980 S * 1/1998 Mohundro D6/480
D512,858 S * 12/2005 Katz et al. D6/480
D513,676 S * 1/2006 Vaaler D6/480

D531,838 S * 11/2006 Domack et al. D6/480
D552,889 S * 10/2007 Domack et al. D6/480
D558,488 S * 1/2008 Domack et al. D6/480
D686,855 S * 7/2013 James D6/691.1

* cited by examiner

Primary Examiner — Janice Seeger

(57) **CLAIM**

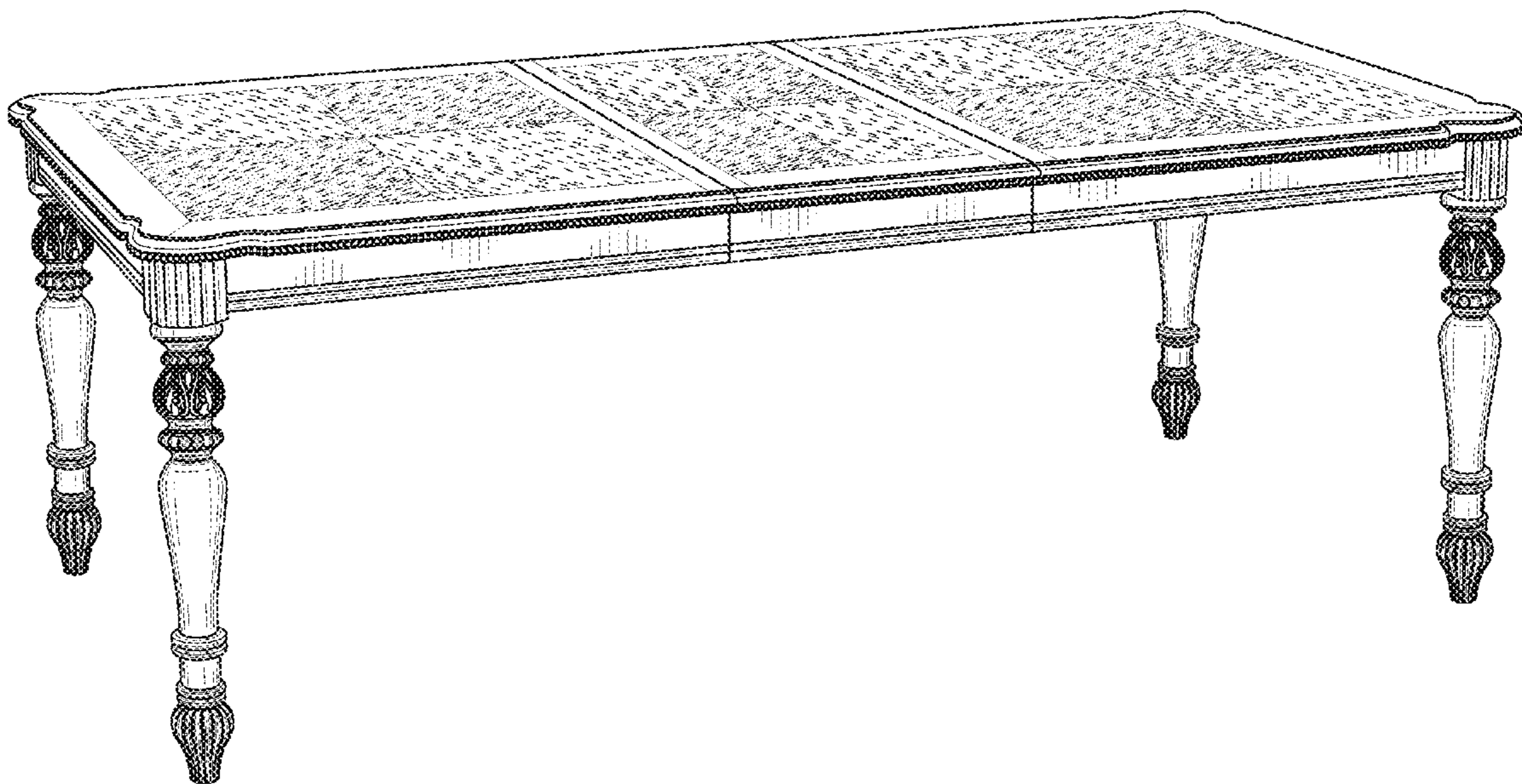
I claim the ornamental design for a table, as shown and described.

DESCRIPTION

FIG. 1 is a perspective view of a table illustrating the claimed design;
FIG. 2 is a front side view of the design of the table shown in FIG. 1;
FIG. 3 is a back side view of the design of the table shown in FIG. 1;
FIG. 4 is a right side view of the design of the table shown in FIG. 1;
FIG. 5 is a left side view of the design of the table shown in FIG. 1;
FIG. 6 is a top view of the design of the table shown in FIG. 1;
FIG. 7 is a bottom view of the design of the table shown in FIG. 1; and,
FIG. 8 is a perspective view of the front leg of the table shown in FIG. 1.

The broken lines in the drawings are for illustrative purposes only and form no part of the claimed design.

1 Claim, 8 Drawing Sheets



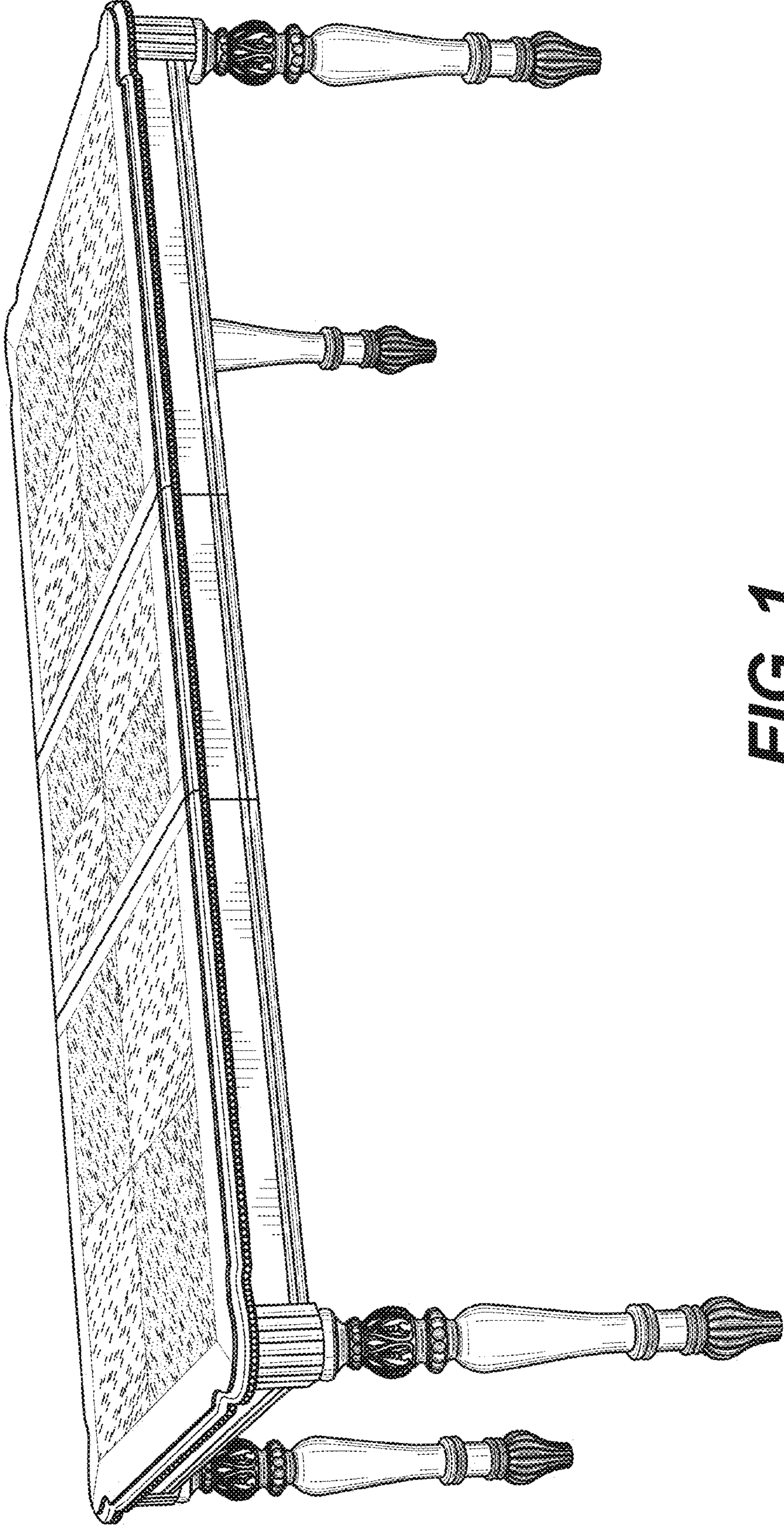


FIG. 1

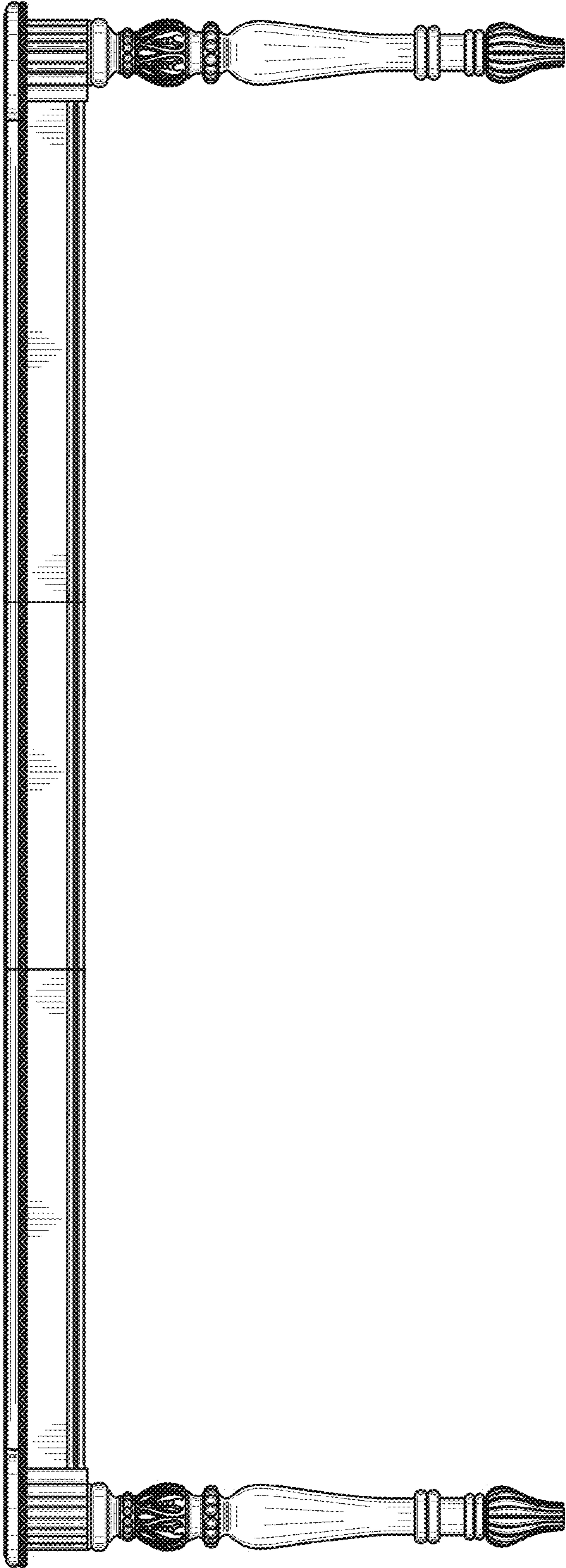


FIG. 2



FIG. 3




FIG. 4




FIG. 5




FIG. 6




FIG. 7



FIG. 8