



US00D730652S

(12) **United States Design Patent**  
**Nigro**

(10) **Patent No.:** **US D730,652 S**  
(45) **Date of Patent:** **\*\* Jun. 2, 2015**

(54) **OTTOMAN**

(71) Applicant: **CINNA**, Serrieres de Briord (FR)

(72) Inventor: **Philippe Nigro**, Milan (IT)

(73) Assignee: **CINNA** (FR)

(\*\*) Term: **14 Years**

(21) Appl. No.: **29/495,650**

(22) Filed: **Jul. 2, 2014**

(30) **Foreign Application Priority Data**

Jan. 9, 2014 (WO) ..... DM/082 596

(51) **LOC (10) Cl.** ..... **06-01**

(52) **U.S. Cl.**  
USPC ..... **D6/349**

(58) **Field of Classification Search**  
USPC ..... D6/333, 335, 340, 344, 347, 349-355,  
D6/358, 360, 363-365, 381, 596, 601, 685,  
D6/687, 688.15, 688.27, 690, 691, 692.3,  
D6/708.16, 709, 709.2, 709.22, 711,  
D6/716-716.7, 717

CPC ..... A47C 1/14; A47C 3/16-3/20; A47C 4/00;  
A47C 4/28; A47C 5/02; A47C 5/04; A47C  
5/043; A47C 7/00-7/006; A47C 7/02; A47C  
9/00; A47C 9/02; A47C 9/002; A47C 9/007;  
A47C 9/025; A47C 9/10; A47C 11/00;  
A47C 12/00; A47C 13/00; A47C 16/02

See application file for complete search history.

(56) **References Cited**

U.S. PATENT DOCUMENTS

|              |         |                      |        |
|--------------|---------|----------------------|--------|
| D290,556 S * | 6/1987  | Strousse et al. .... | D6/349 |
| D336,166 S * | 6/1993  | Hollington .....     | D6/349 |
| D554,874 S * | 11/2007 | Jourdan .....        | D6/349 |
| D557,513 S * | 12/2007 | Benden et al. ....   | D6/349 |
| D699,956 S * | 2/2014  | Beucler et al. ....  | D6/349 |
| D716,568 S * | 11/2014 | Nigro .....          | D6/349 |

OTHER PUBLICATIONS

Phillipe Nigro designs rounded sofa for Lignet Rose. [online] Published Jan. 16, 2014. Retrieved from URL: <<http://www.dezeen.com/2014/01/16/philippe-nigro-designs-curvaceous-sofa-for-ligne-roset/>>.\*

\* cited by examiner

*Primary Examiner* — Susan Bennett Hattan

*Assistant Examiner* — Vy Koenig

(74) *Attorney, Agent, or Firm* — Cantor Colburn LLP

(57) **CLAIM**

I claim, the ornamental design for an ottoman, as shown and described.

**DESCRIPTION**

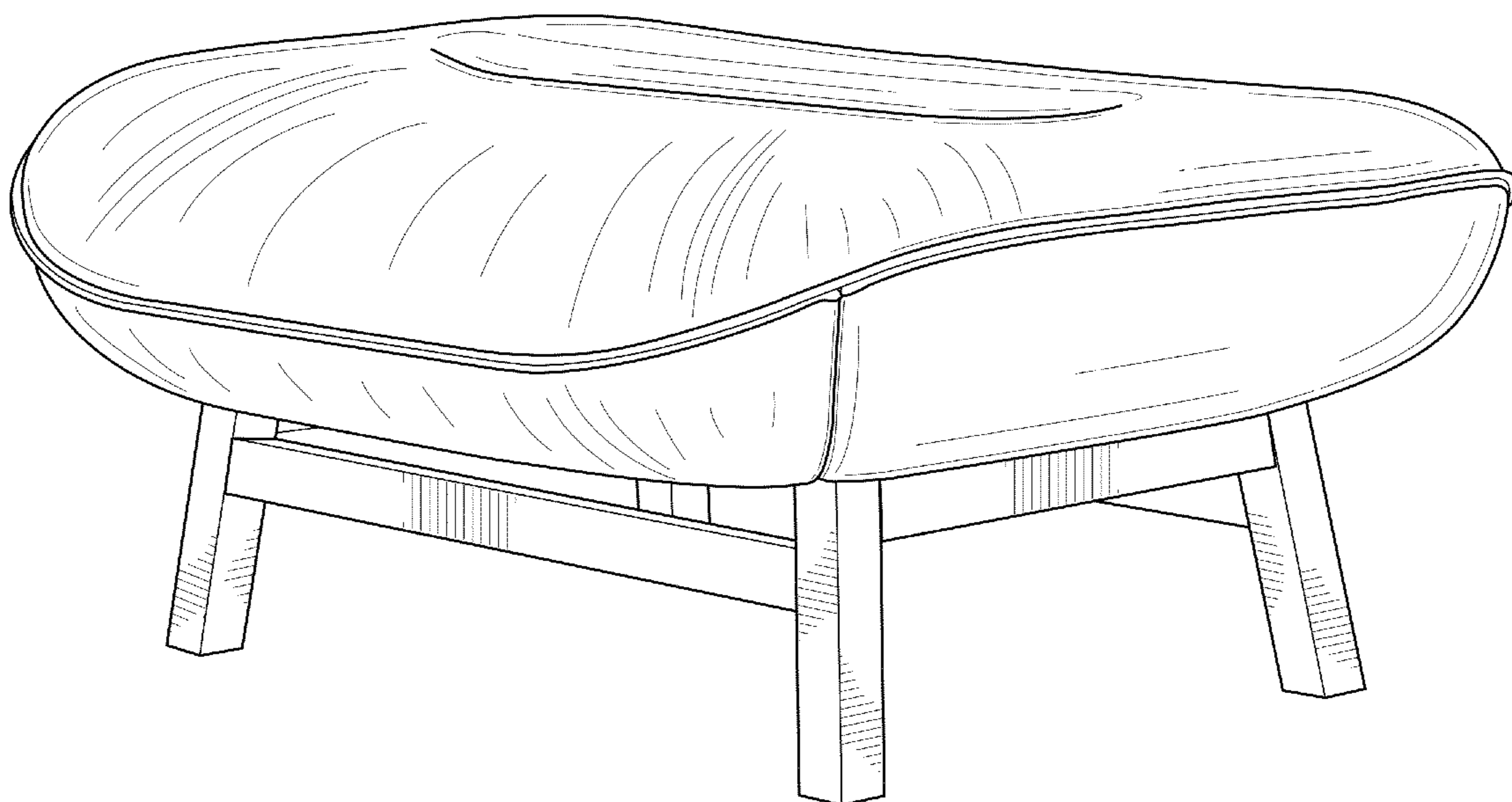
FIG. 1 is a front perspective view of an ottoman, showing my new design;

FIG. 2 is front view thereof, the opposite side being a mirror image thereof;

FIG. 3 is a side view thereof, the opposite side being a mirror image thereof; and,

FIG. 4 is a top view thereof.

**1 Claim, 4 Drawing Sheets**



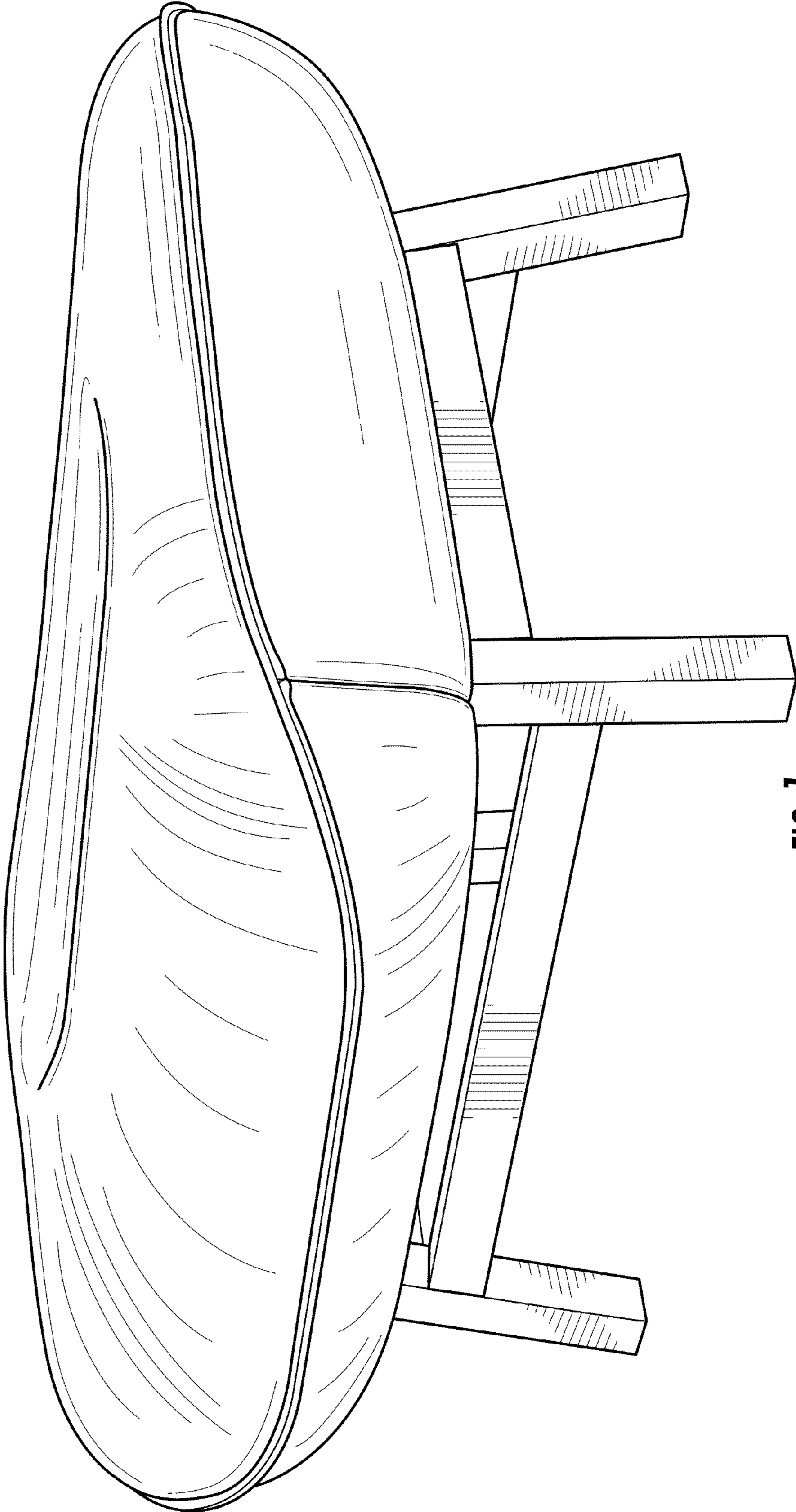


FIG. 1

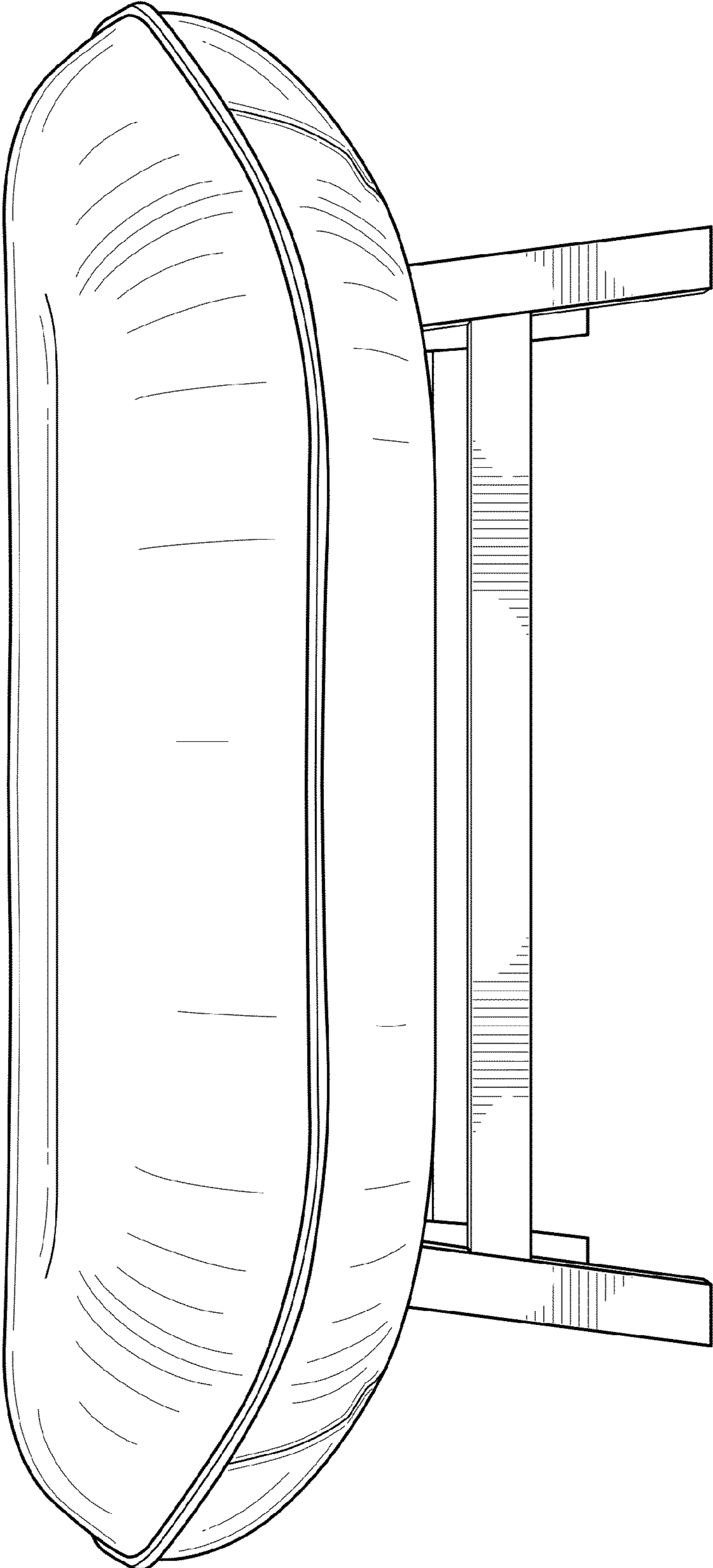



FIG. 2



**FIG. 3**



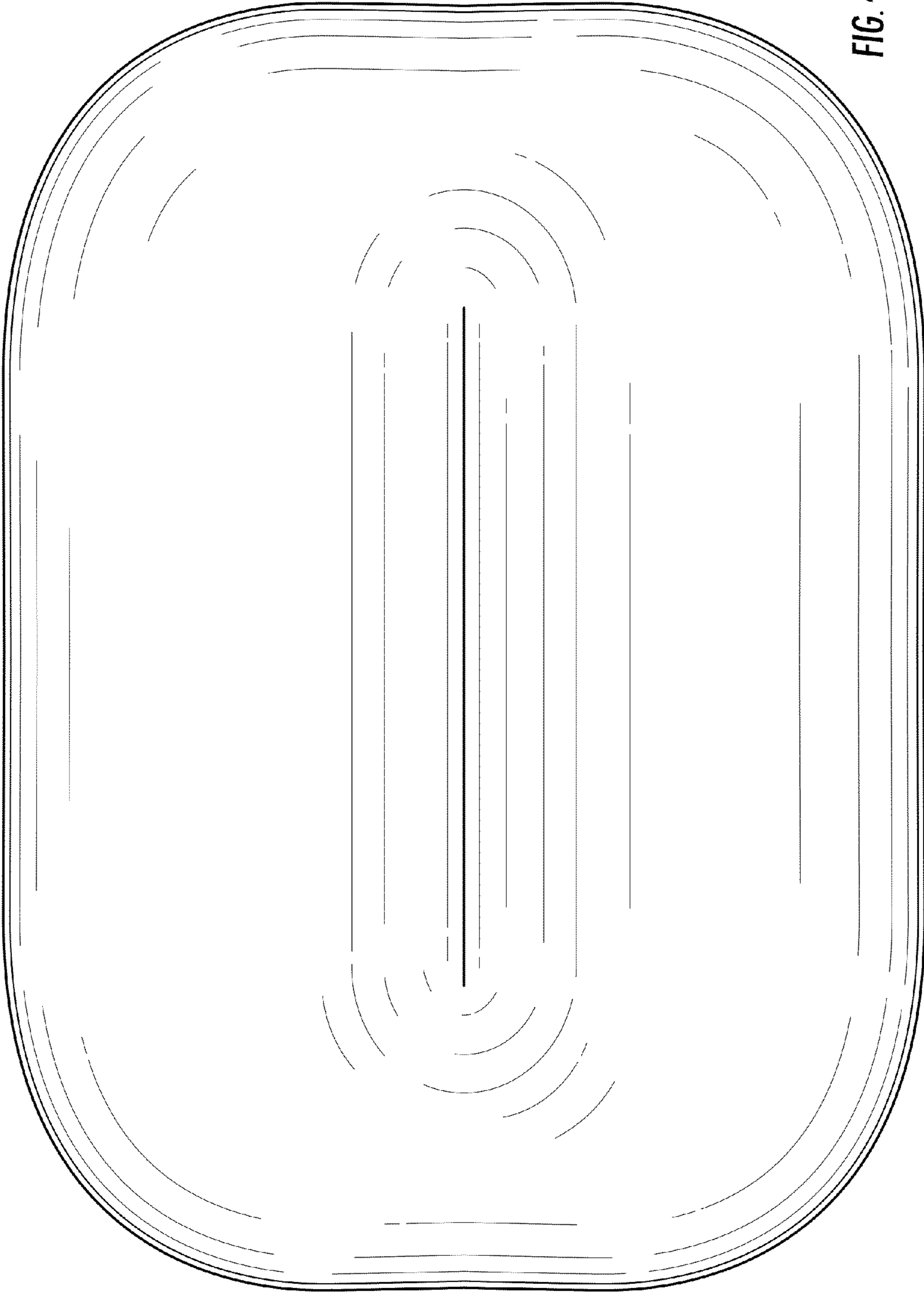


FIG. 4