



US00D730643S

(12) **United States Design Patent**
Langer

(10) **Patent No.:** **US D730,643 S**
(45) **Date of Patent:** **** Jun. 2, 2015**

- (54) **HANDBAG**
- (71) Applicant: **Katrin Langer**, Plauen (DE)
- (72) Inventor: **Katrin Langer**, Plauen (DE)
- (**) Term: **14 Years**
- (21) Appl. No.: **29/484,669**
- (22) Filed: **Mar. 12, 2014**
- (30) **Foreign Application Priority Data**
Sep. 13, 2013 (DE) 40 2013 004 168
- (51) **LOC (10) Cl.** **03-01**
- (52) **U.S. Cl.**
USPC **D3/232**
- (58) **Field of Classification Search**
USPC D3/232-233, 247
CPC A45C 1/024; A45C 3/06; A45C 1/06
See application file for complete search history.
- (56) **References Cited**
U.S. PATENT DOCUMENTS
D515,809 S * 2/2006 Perella et al. D3/273

- D528,303 S * 9/2006 Hillerich D3/321
- D530,090 S * 10/2006 Harvey D3/289
- D597,303 S * 8/2009 Billauer D3/232
- D633,713 S * 3/2011 Bode D3/232
- D661,485 S * 6/2012 Lopes D3/232
- D676,652 S * 2/2013 Holloway et al. D3/232

* cited by examiner

Primary Examiner — Holly Baynham

(74) *Attorney, Agent, or Firm* — McGlew and Tuttle, P.C.

(57) **CLAIM**

The ornamental design for a handbag, as shown and described.

DESCRIPTION

FIG. 1 is front view of the design;
FIG. 2 is a rear view of the design;
FIG. 3 is left side view of the design;
FIG. 4 is a right side view of the design;
FIG. 5 is a bottom view of the design;
FIG. 6 is a top view of the design; and,
FIG. 7 is a right perspective view of the design.

1 Claim, 7 Drawing Sheets





FIG. 1




FIG. 2




FIG. 3




FIG. 4




FIG. 5




FIG. 6



FIG. 7