



US00D730640S

(12) **United States Design Patent**
Spring

(10) **Patent No.:** **US D730,640 S**
(45) **Date of Patent:** **** Jun. 2, 2015**

(54) **FOOTWEAR**

(71) Applicant: **Sorel Corporation**, Portland, OR (US)

(72) Inventor: **Angie Spring**, Portland, OR (US)

(73) Assignee: **Sorel Corporation**, Portland, OR (US)

(**) Term: **14 Years**

(21) Appl. No.: **29/470,298**

(22) Filed: **Oct. 18, 2013**

(51) **LOC (10) Cl.** **02-04**

(52) **U.S. Cl.**
USPC **D2/960**; D2/951

(58) **Field of Classification Search**
USPC D2/902, 906, 908, 916, 918, 925,
D2/946-962, 977; 36/3 B, 22 R, 24.5, 25 R,
36/28, 32 R, 34 R, 59 C, 67 A, 103
See application file for complete search history.

(56) **References Cited**

U.S. PATENT DOCUMENTS

2,930,149	A *	3/1960	Hack et al.	36/28
D190,162	S *	4/1961	Hubbard	D2/960
2,981,011	A *	4/1961	Lombardo	36/59 R
4,364,190	A *	12/1982	Yonkers	36/32 R
D268,065	S *	3/1983	Spreng	D2/908
4,785,557	A *	11/1988	Kelley et al.	36/32 R
D349,185	S *	8/1994	Cooper	D2/911
D368,576	S *	4/1996	Assous	D2/931
D394,143	S *	5/1998	Sink	D2/960
D487,618	S *	3/2004	Amado et al.	D2/960
D515,787	S *	2/2006	Woods	D2/902
D545,034	S *	6/2007	Amado et al.	D2/946
D565,283	S *	4/2008	Smith et al.	D2/907
D637,804	S *	5/2011	Blakeslee	D2/970
D638,212	S *	5/2011	Blakeslee	D2/970

D638,214	S *	5/2011	Blakeslee	D2/970
D639,033	S *	6/2011	Blakeslee	D2/912
D659,368	S *	5/2012	Blakeslee	D2/969
D659,369	S *	5/2012	Blakeslee	D2/969
D660,568	S *	5/2012	Blakeslee	D2/960
D667,619	S *	9/2012	Blakeslee	D2/960
D675,003	S *	1/2013	Leon et al.	D2/960
D684,348	S *	6/2013	Castellon	D2/960
8,919,015	B2 *	12/2014	Holt et al.	36/102
2006/0048412	A1 *	3/2006	Kerrigan	36/27
2008/0141563	A1 *	6/2008	Meschan	36/107
2009/0193683	A1 *	8/2009	Igdari	36/91
2012/0227291	A1 *	9/2012	Rosenbaum	36/34 R
2013/0232821	A1 *	9/2013	Schindler et al.	36/103
2013/0232825	A1 *	9/2013	Wiener et al.	36/3 B
2013/0247422	A1 *	9/2013	Holt et al.	36/103

* cited by examiner

Primary Examiner — T. Chase Nelson

(74) *Attorney, Agent, or Firm* — Schwabe, Williamson & Wyatt, P.C.

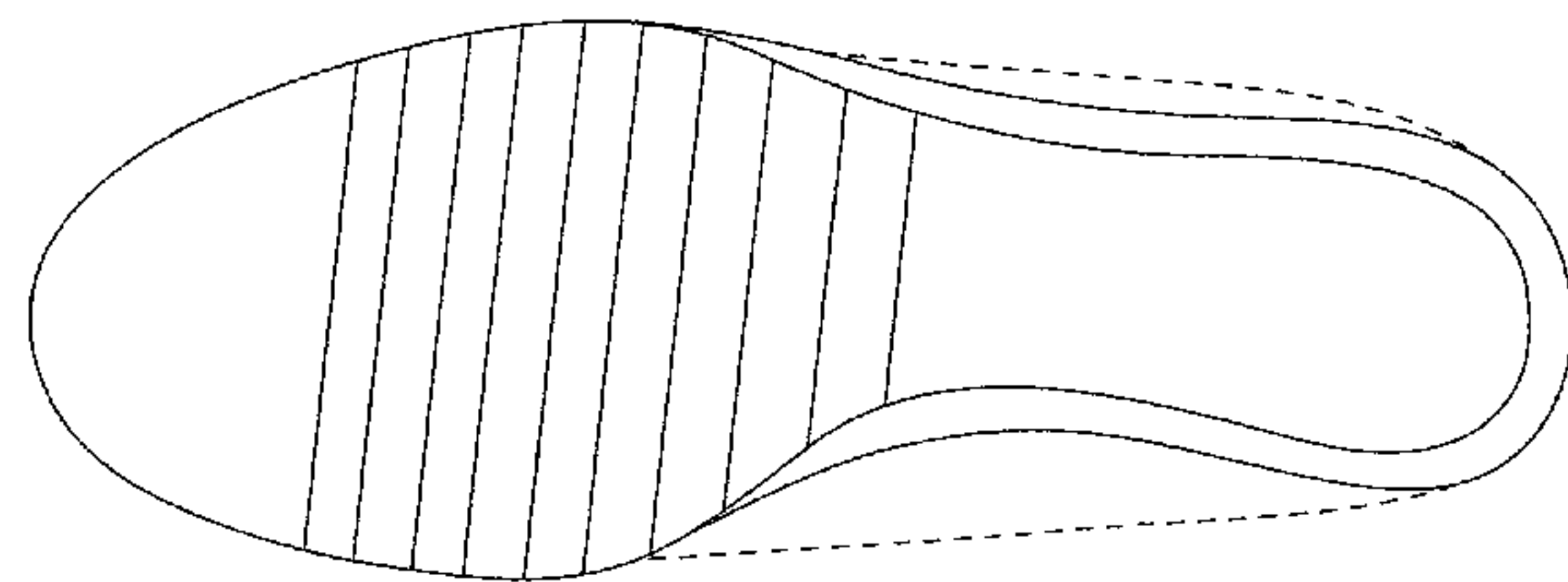
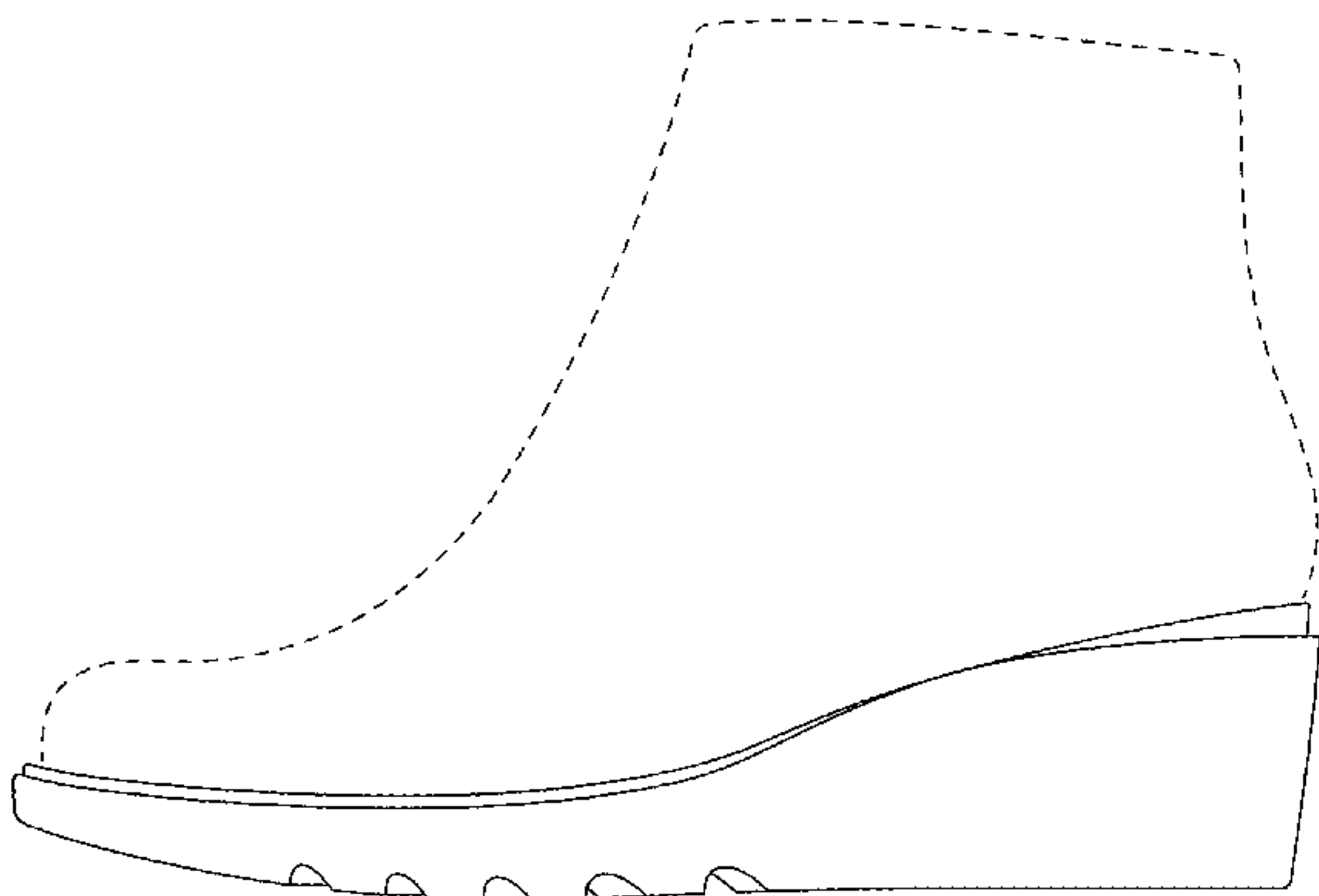
(57) **CLAIM**

I claim the ornamental design for footwear, as shown and described.

DESCRIPTION

FIG. 1 is a perspective view of footwear, showing my new design;
FIG. 2 is a left side view thereof;
FIG. 3 is a right side view thereof;
FIG. 4 is a top view thereof;
FIG. 5 is a bottom view thereof;
FIG. 6 is a front view thereof; and,
FIG. 7 is a back view thereof.
The dashed lines are included for illustrating environmental structure and form no part of the claimed design.

1 Claim, 5 Drawing Sheets



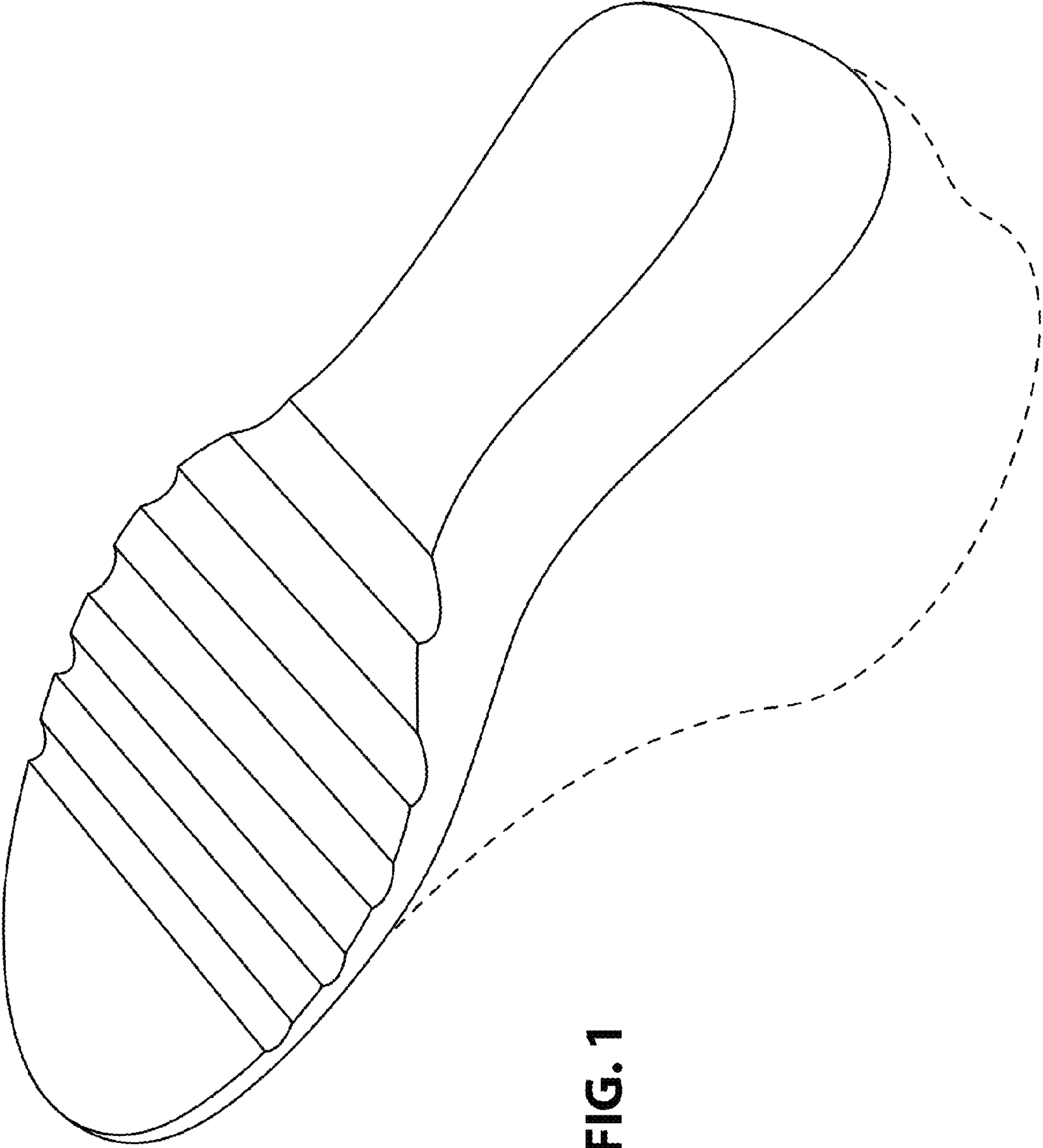


FIG. 1

FIG. 2

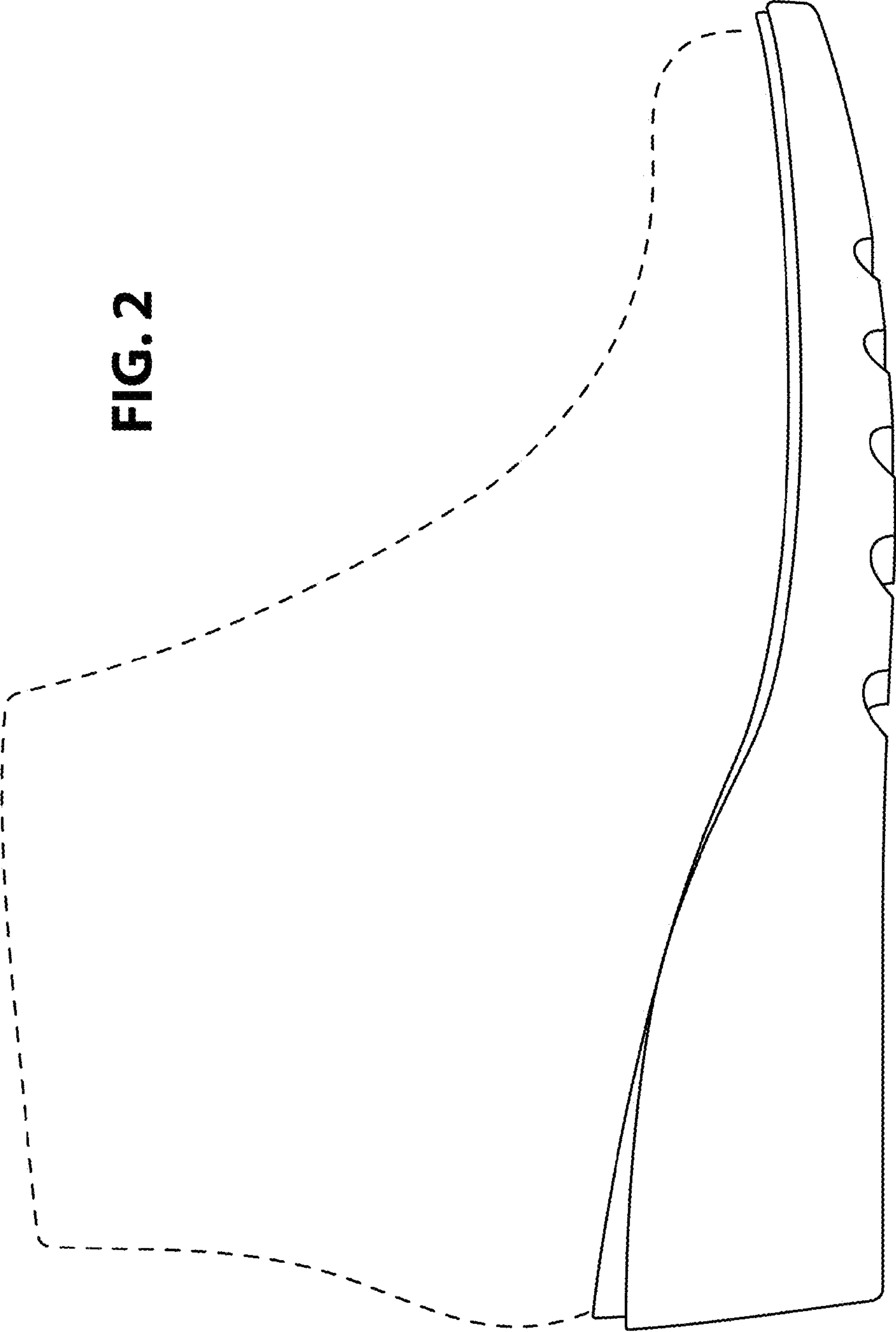




FIG. 3

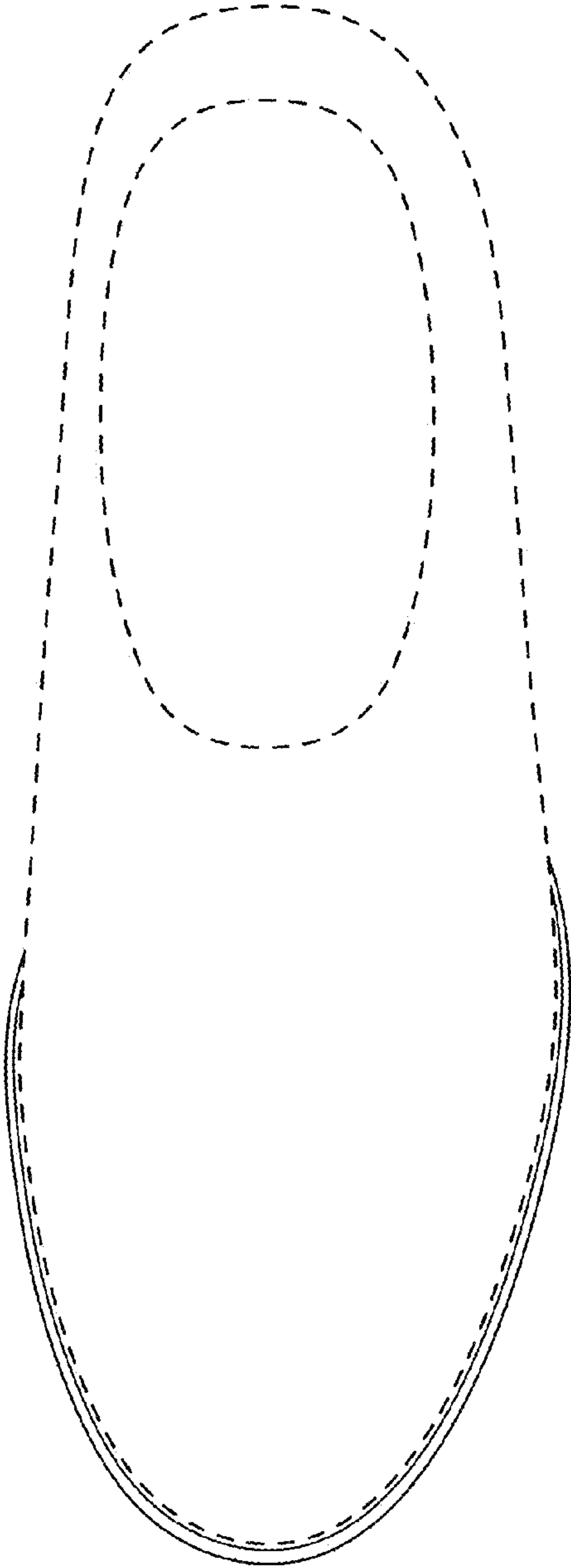


FIG. 4

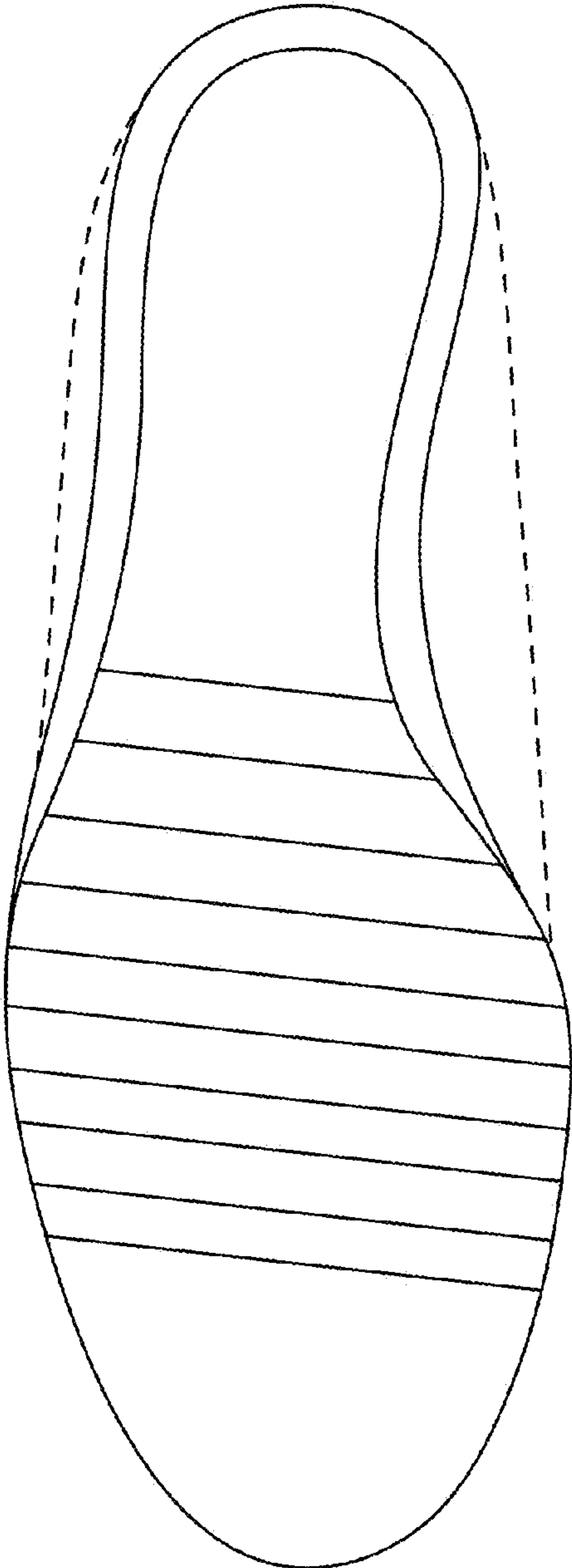


FIG. 5

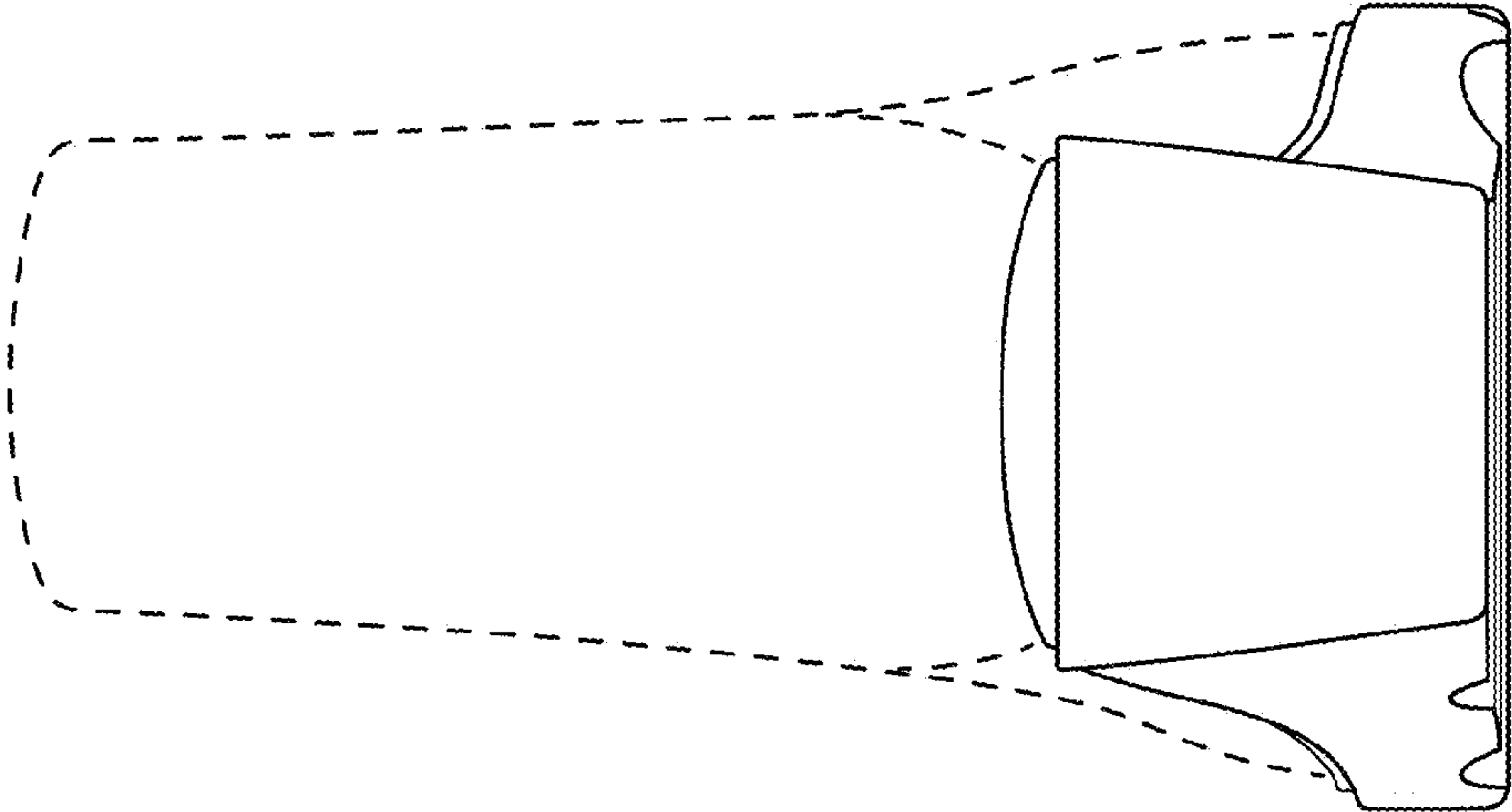


FIG. 6

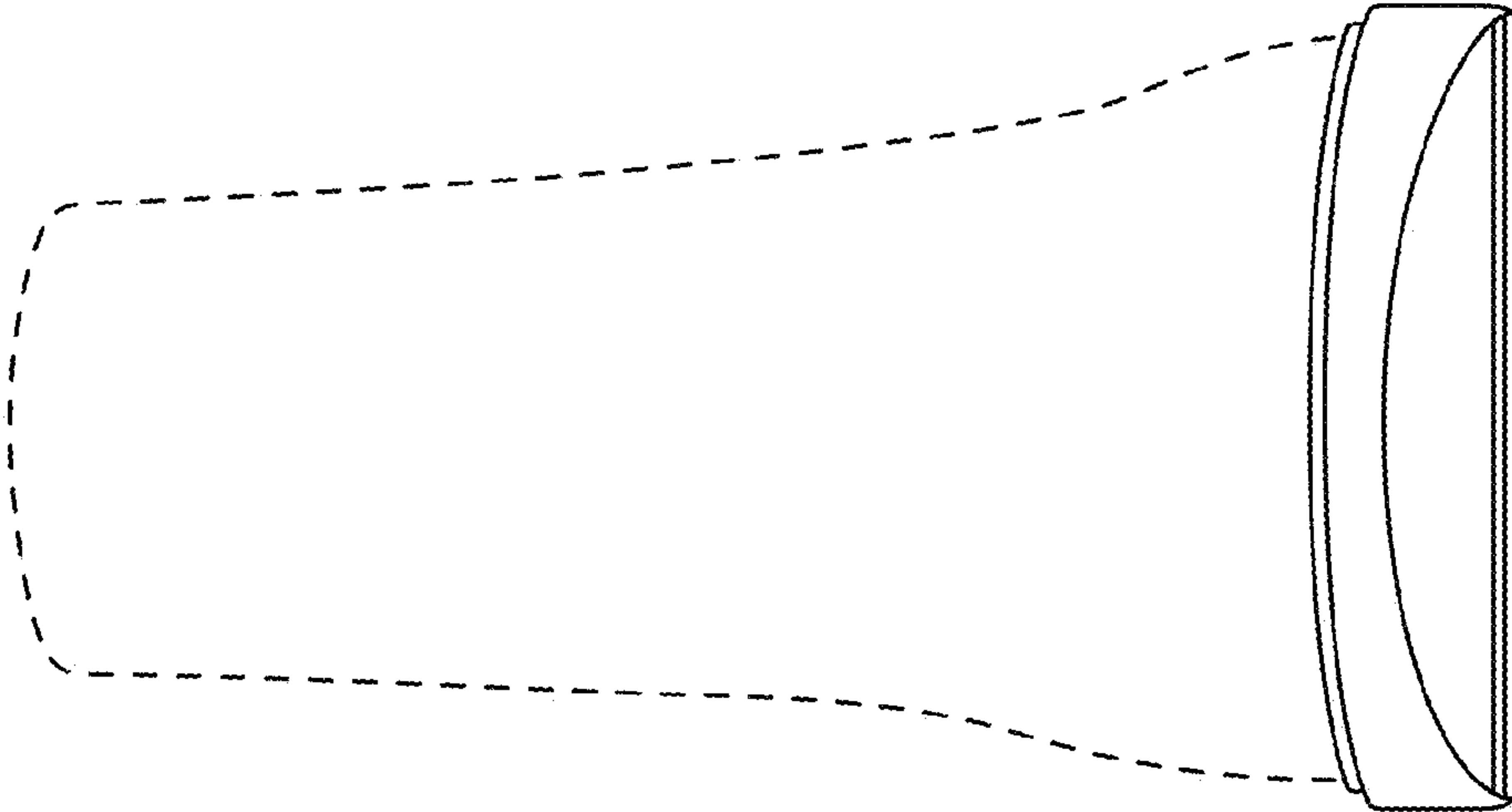


FIG. 7