



US00D730639S

(12) **United States Design Patent**  
**Molin**

(10) **Patent No.:** **US D730,639 S**  
(45) **Date of Patent:** **\*\* Jun. 2, 2015**

(54) **PAIR OF SHOE SOLES**  
(75) Inventor: **Maurizio Molin**, Burlington, VT (US)  
(73) Assignee: **Pirelli & C. S.p.A.**, Milan (IT)  
(\*\*) Term: **14 Years**  
(21) Appl. No.: **29/424,681**  
(22) Filed: **Jun. 14, 2012**

(30) **Foreign Application Priority Data**  
Dec. 15, 2011 (EM) ..... 001962960  
(51) **LOC (10) CL.** ..... **02-04**  
(52) **U.S. CL.**  
USPC ..... **D2/957; D2/951; D2/953; D2/960**  
(58) **Field of Classification Search**  
USPC ..... D2/902, 906, 908, 916, 918, 925,  
D2/946-962, 977; 36/3 B, 22 R, 24.5, 25 R,  
36/28, 32 R, 34 R, 59 C, 67 A, 103  
See application file for complete search history.

(56) **References Cited**  
**U.S. PATENT DOCUMENTS**  
2,394,454 A \* 2/1946 Kappeler ..... 36/59 C  
D306,652 S \* 3/1990 Kiyosawa ..... D2/957  
D331,489 S \* 12/1992 Takaoka ..... D2/960  
D335,021 S \* 4/1993 Hatfield ..... D2/953  
D336,561 S \* 6/1993 Hatfield ..... D2/955  
D398,144 S \* 9/1998 Egelja ..... D2/960  
D412,050 S \* 7/1999 Chassaing ..... D2/953  
D414,021 S \* 9/1999 James ..... D2/951  
D414,920 S \* 10/1999 Cahill ..... D2/953  
6,158,150 A \* 12/2000 Morris et al. .... 36/115

D638,210 S \* 5/2011 Del Biondi ..... D2/960  
D639,541 S \* 6/2011 Del Biondi ..... D2/960  
D659,970 S \* 5/2012 Liao ..... D2/962  
8,291,619 B2 \* 10/2012 Abadjian ..... 36/113  
D697,297 S \* 1/2014 McClaskie ..... D2/953

\* cited by examiner

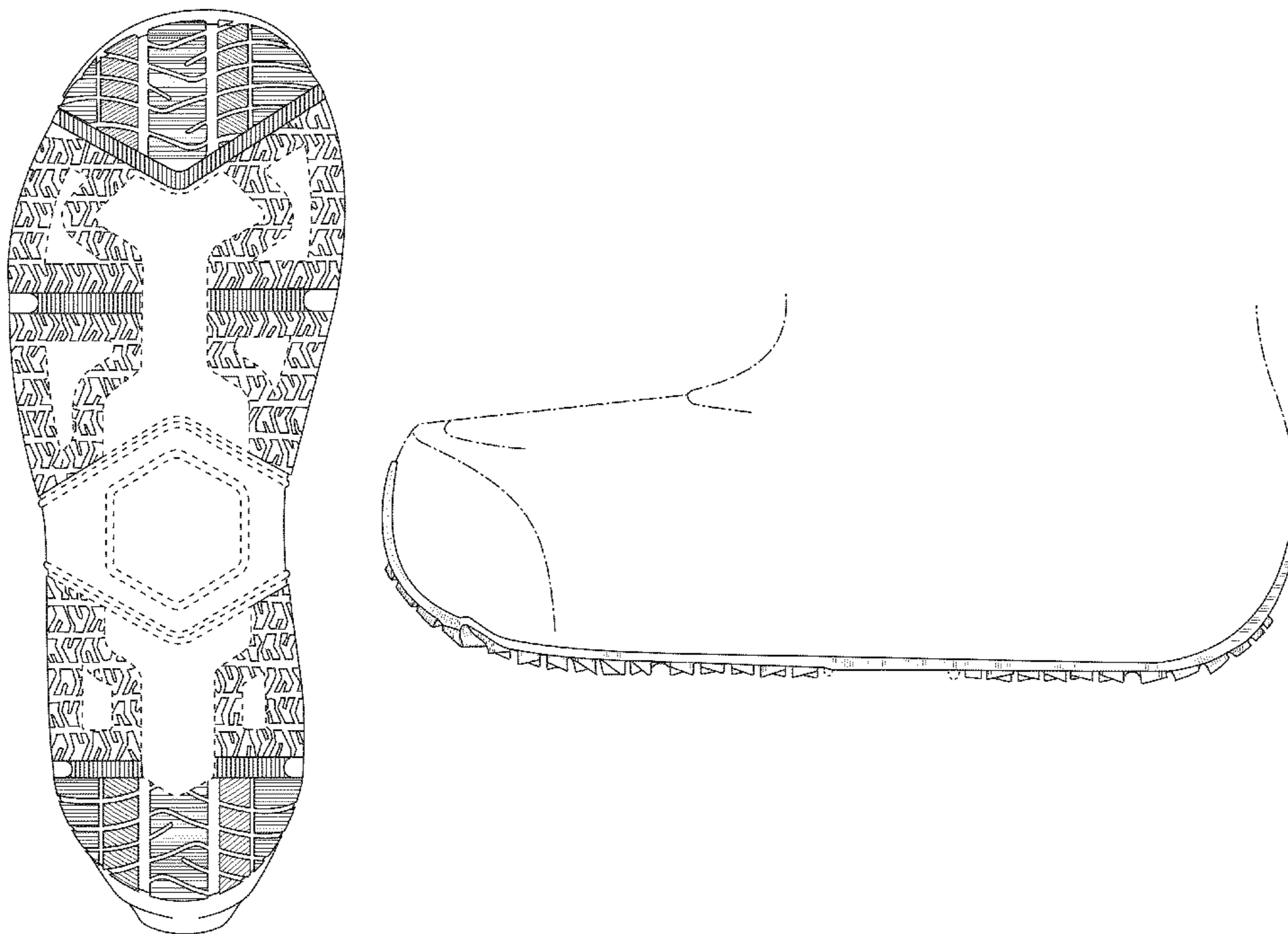
*Primary Examiner* — T. Chase Nelson  
(74) *Attorney, Agent, or Firm* — Finnegan, Henderson, Farabow, Garrett & Dunner, LLP

(57) **CLAIM**  
The ornamental design for a pair of shoe soles, as shown and described.

**DESCRIPTION**

FIG. 1 is a bottom rear perspective view of a left shoe sole of a pair of shoe soles of my design;  
FIG. 2 is a bottom plan view of a right shoe sole of a pair of shoe soles of my design;  
FIG. 3 is a front elevation view of the left shoe sole shown in FIG. 1;  
FIG. 4 is a rear elevation view of the left shoe sole shown in FIG. 1;  
FIG. 5 is a right side view of the right shoe sole shown in FIG. 2; and,  
FIG. 6 is a left side view of the right shoe sole shown in FIG. 2.  
The broken lines of uneven length indicate environmental structure and are not part of the claimed design. The broken lines of even length illustrate portions of the pair of shoe soles that form no part of the claimed design.  
The left shoe sole and the right shoe sole are mirror images.

**1 Claim, 5 Drawing Sheets**



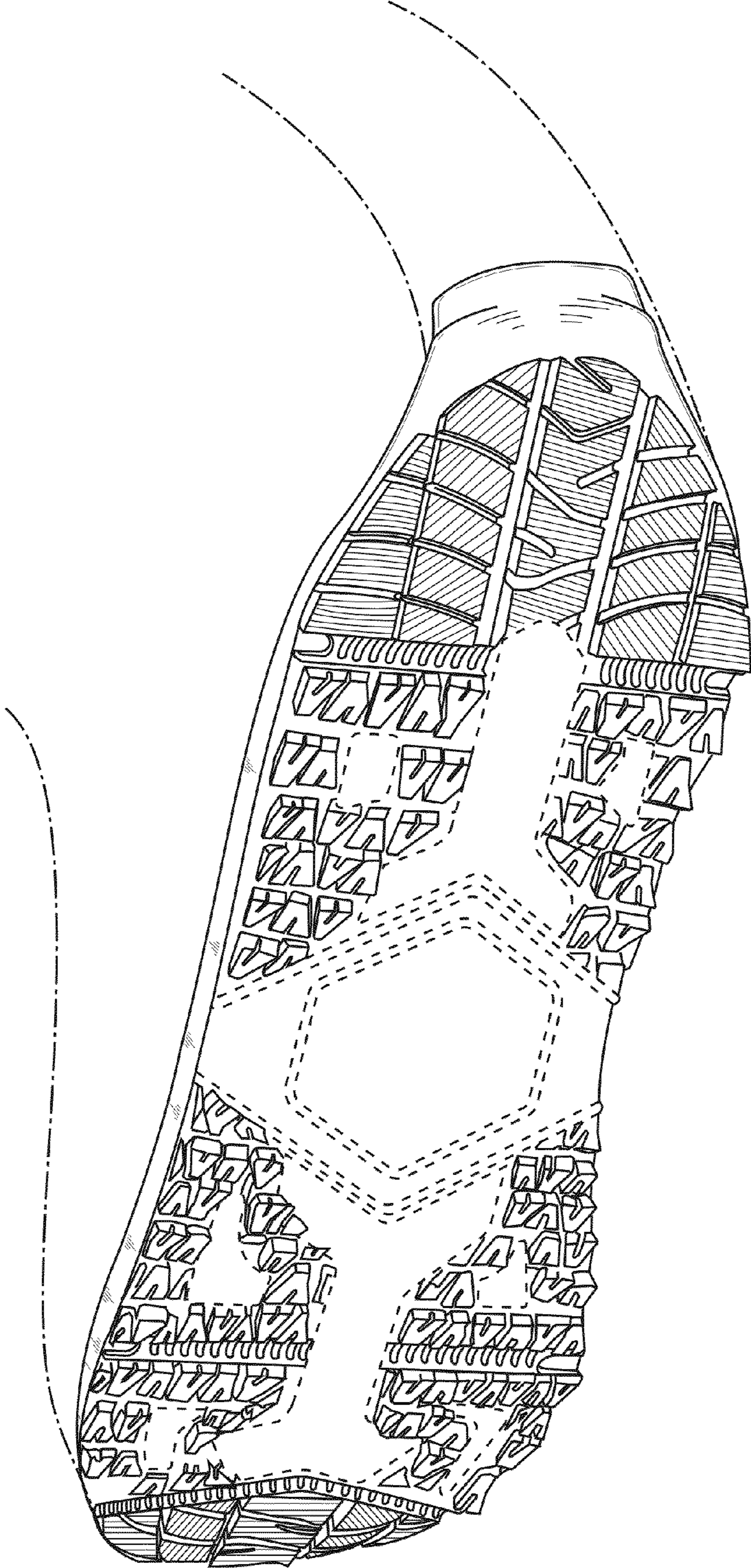

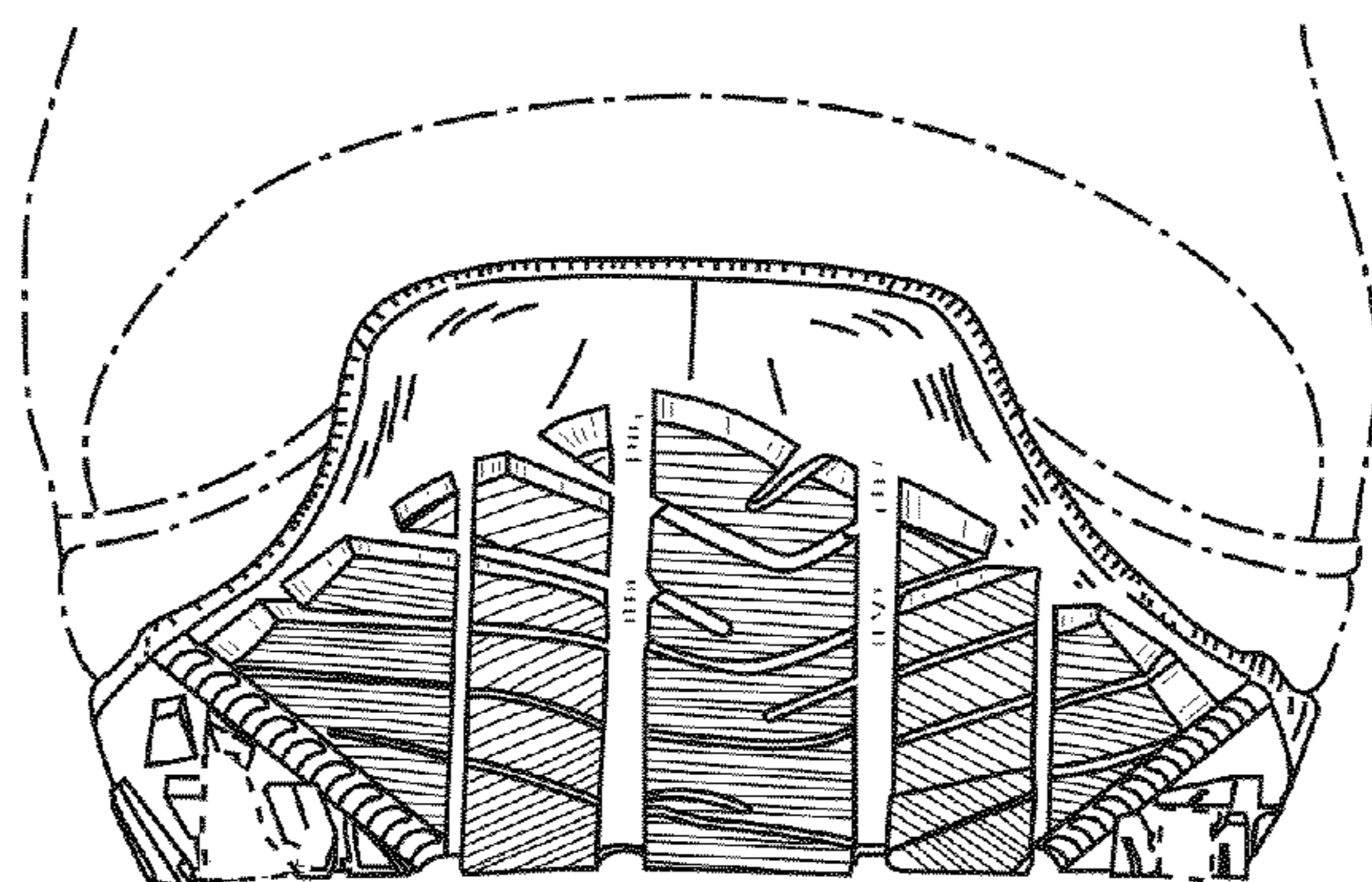


FIG. 1

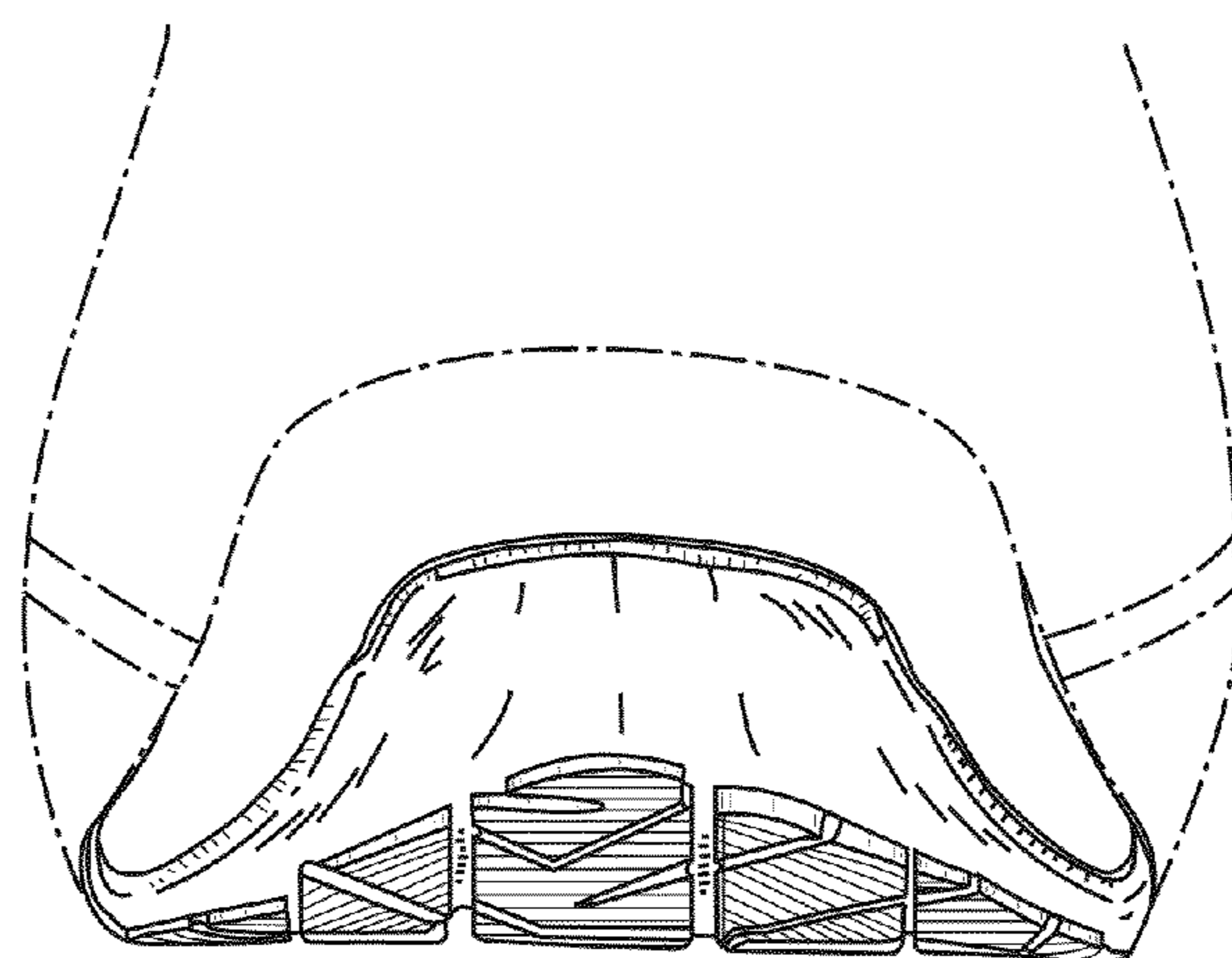




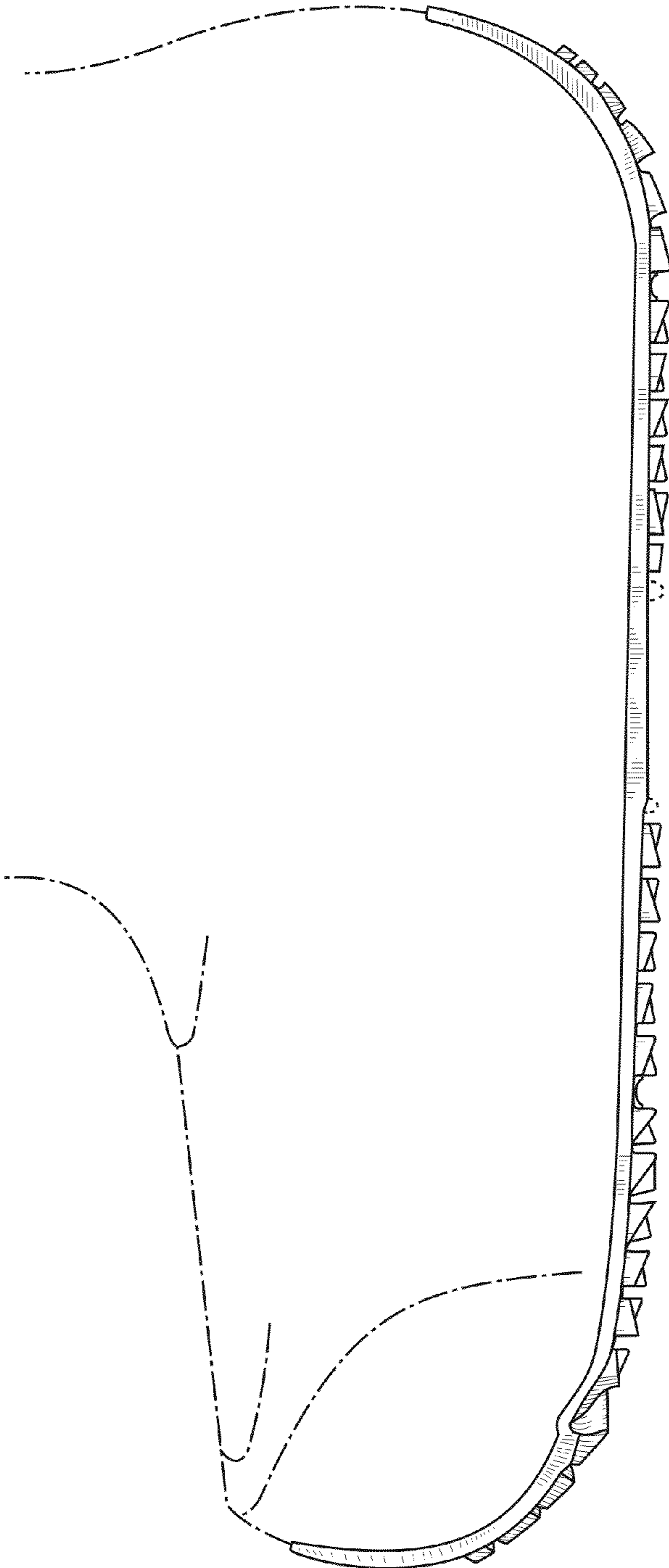
**FIG. 2**



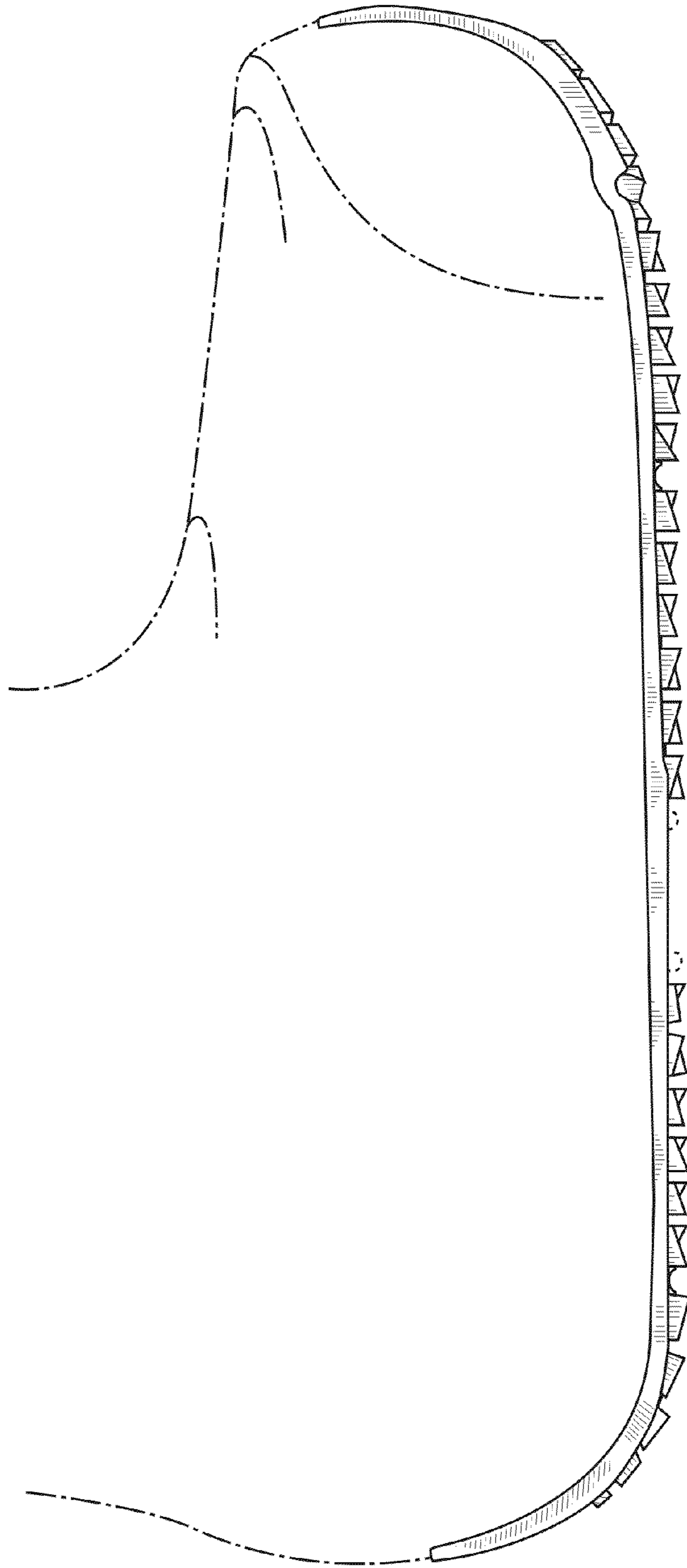
**FIG. 3**



**FIG. 4**



**FIG. 5**



**FIG. 6**