



US00D730635S

(12) **United States Design Patent**  
**Lin**

(10) **Patent No.:** **US D730,635 S**  
(45) **Date of Patent:** **\*\* Jun. 2, 2015**

(54) **FOOTWEAR**

(71) Applicant: **Natalie Hsiang Chun Lin**, Rancho Palos Verdes, CA (US)

(72) Inventor: **Natalie Hsiang Chun Lin**, Rancho Palos Verdes, CA (US)

(\*\*) Term: **14 Years**

(21) Appl. No.: **29/448,218**

(22) Filed: **Mar. 11, 2013**

(51) **LOC (10) Cl.** ..... **02-04**

(52) **U.S. Cl.**  
USPC ..... **D2/939**

(58) **Field of Classification Search**  
USPC ..... D2/896, 916-918, 925-942, 946, 969,  
D2/971; 36/1, 7.5-7.8, 8.1, 11.5, 45-58,  
36/104, 108  
See application file for complete search history.

(56) **References Cited**

**U.S. PATENT DOCUMENTS**

903,384	A	*	11/1908	Jensen	.....	D2/935
D85,248	S	*	9/1931	Laird	.....	D2/939
D86,261	S	*	2/1932	Morali	.....	D2/939
D91,532	S	*	2/1934	Morali	.....	D2/939
D93,515	S	*	10/1934	Phifer	.....	D2/941
D93,808	S	*	11/1934	Batterman	.....	D2/935
D94,104	S	*	12/1934	Weidner	.....	D2/937
D94,233	S	*	1/1935	Perugia	.....	D2/935
D94,933	S	*	3/1935	Weinstat	.....	D2/935
D96,499	S	*	8/1935	Phifer	.....	D2/939
D96,542	S	*	8/1935	Goldberg	.....	D2/899
D98,700	S	*	2/1936	Watson	.....	D2/934
D101,463	S	*	10/1936	Joyce	.....	D2/927
D103,504	S	*	3/1937	Oswell	.....	D2/935
D116,913	S	*	10/1939	Compton	.....	D2/939
D119,885	S	*	4/1940	Lippert	.....	D2/927
D121,887	S	*	8/1940	Benjamin	.....	D2/942
D129,278	S	*	9/1941	Sutcliffe	.....	D2/940
D149,685	S	*	5/1948	Sandler	.....	D2/935

D154,513	S	*	7/1949	Sandler	.....	D2/971
D167,579	S	*	8/1952	MacKinnon	.....	D2/971
3,863,272	A		2/1975	Guille		
D273,627	S	*	5/1984	Huberman et al.	.....	D2/941
D297,068	S		8/1988	Lee		
D347,518	S		6/1994	Stewart		
D380,593	S		7/1997	Lauzon		
5,647,150	A		7/1997	Romanato et al.		
6,149,852	A		11/2000	Romanato et al.		
6,698,108	B2		3/2004	Pavelescu et al.		
7,428,789	B2		9/2008	Holzer et al.		
D619,790	S		7/2010	Matalon		

(Continued)

**FOREIGN PATENT DOCUMENTS**

CN	201869787	U	6/2011
FR	2824451		11/2002

(Continued)

*Primary Examiner* — Dominic Simone  
(74) *Attorney, Agent, or Firm* — Thorpe North & Western, LLP

(57) **CLAIM**

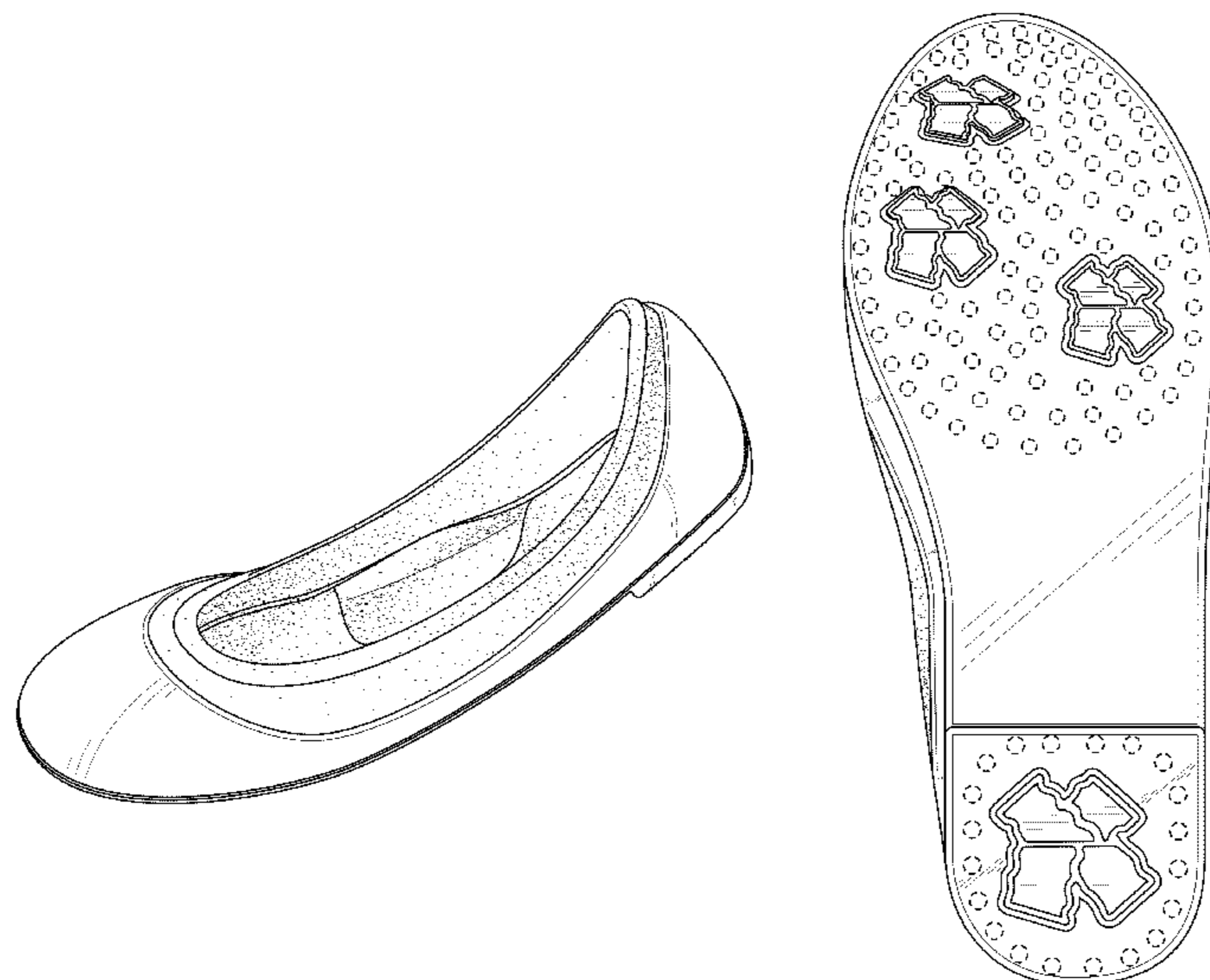
The ornamental design for the footwear, as shown and described herein.

**DESCRIPTION**

FIG. 1 is an elevated, perspective view of my footwear in accordance with an embodiment of my invention; FIG. 2 is a front view of the embodiment of FIG. 1; FIG. 3 is a rear view of the footwear; FIG. 4 is an inner side view of the footwear; FIG. 5 is an outer side view of the footwear; FIG. 6 is a top view of the footwear; FIG. 7 is a bottom view of the footwear; and, FIG. 8 is a bottom view of an alternate embodiment of the footwear, all other views of this embodiment being the same as the first embodiment.

The broken lines shown form no part of the claimed design.

**1 Claim, 8 Drawing Sheets**



(56)

**References Cited**

**FOREIGN PATENT DOCUMENTS**

**U.S. PATENT DOCUMENTS**

D668,027 S \* 10/2012 Millieret ..... D2/939  
D668,438 S \* 10/2012 Millieret ..... D2/939  
D668,847 S \* 10/2012 Gavrieli et al. .... D2/939  
2006/0090376 A1 5/2006 Perotto et al.  
2007/0205535 A1 9/2007 Vitulli

JP 3041026 9/1997  
JP 2001000209 1/2001  
KR 2010011837 11/2010

\* cited by examiner




FIG. 1

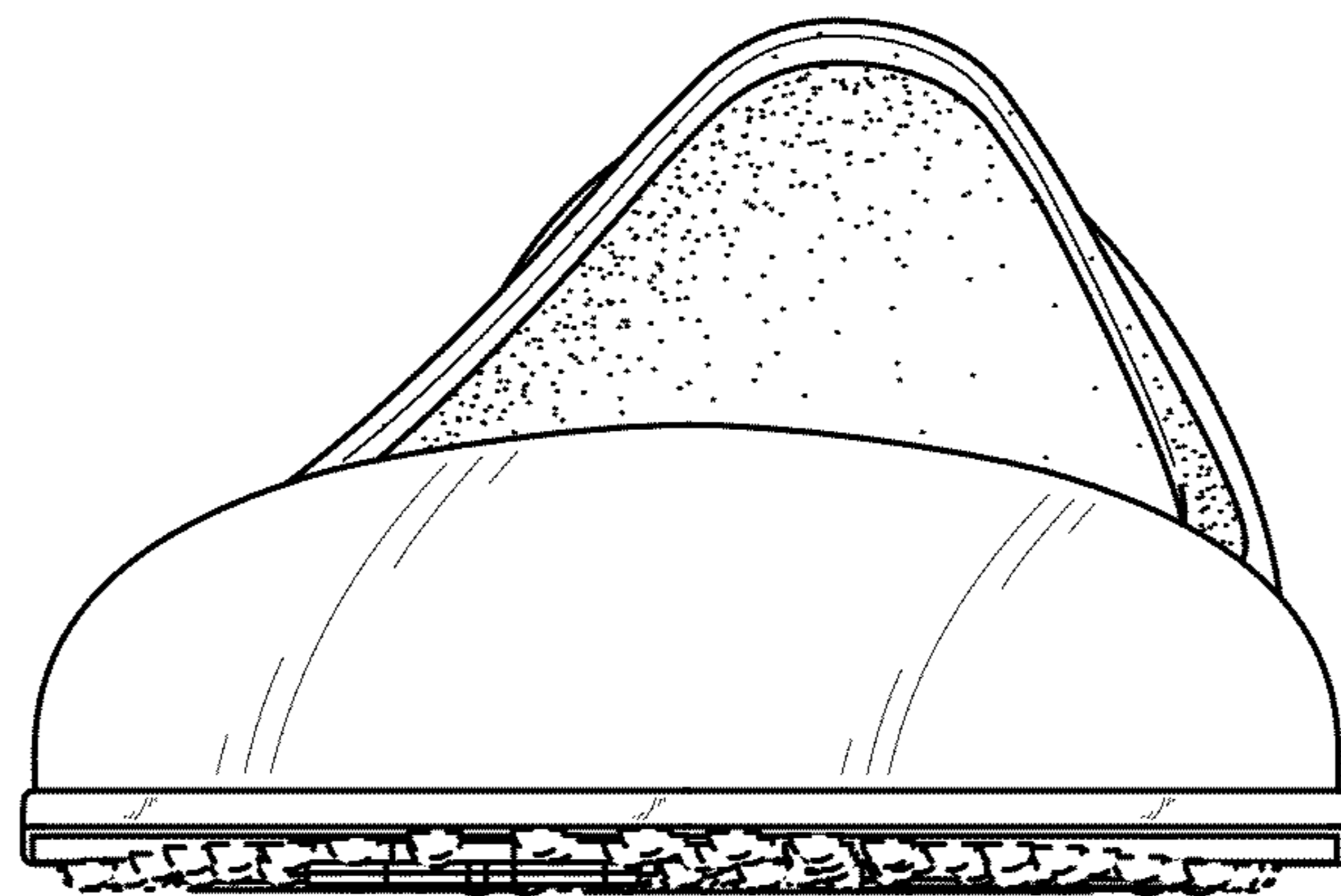


FIG. 2

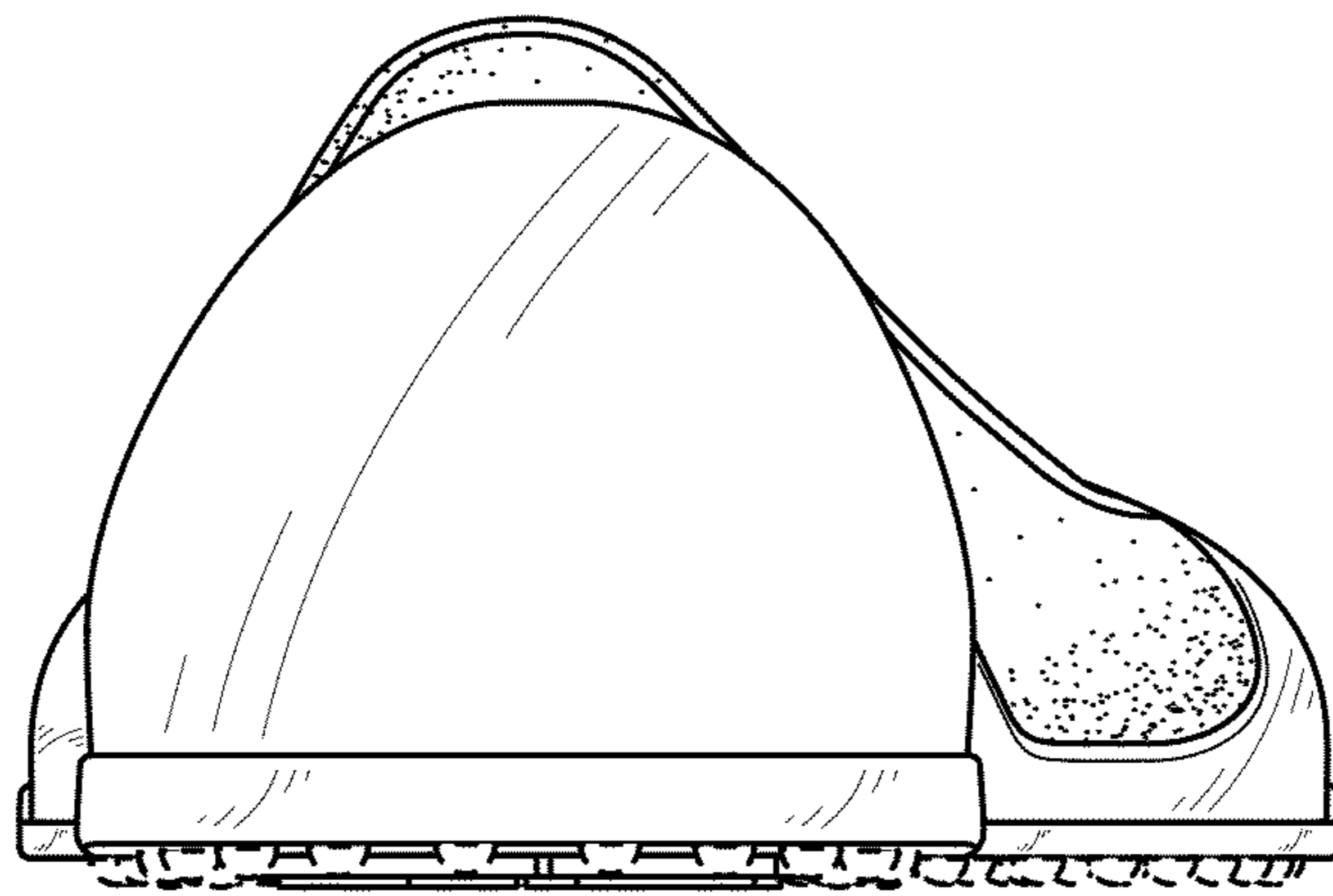


FIG. 3

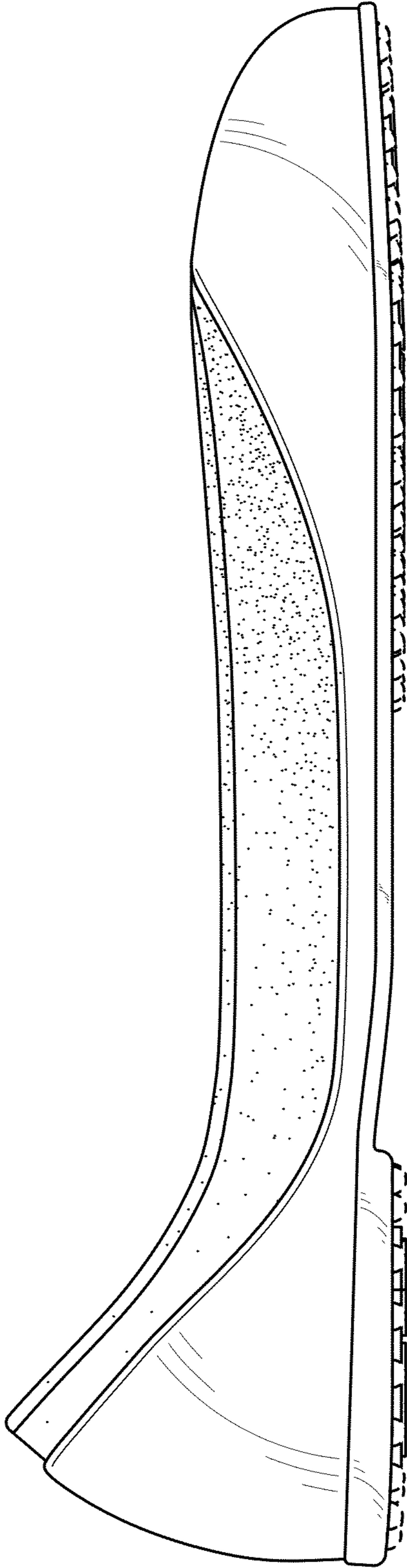


FIG. 4

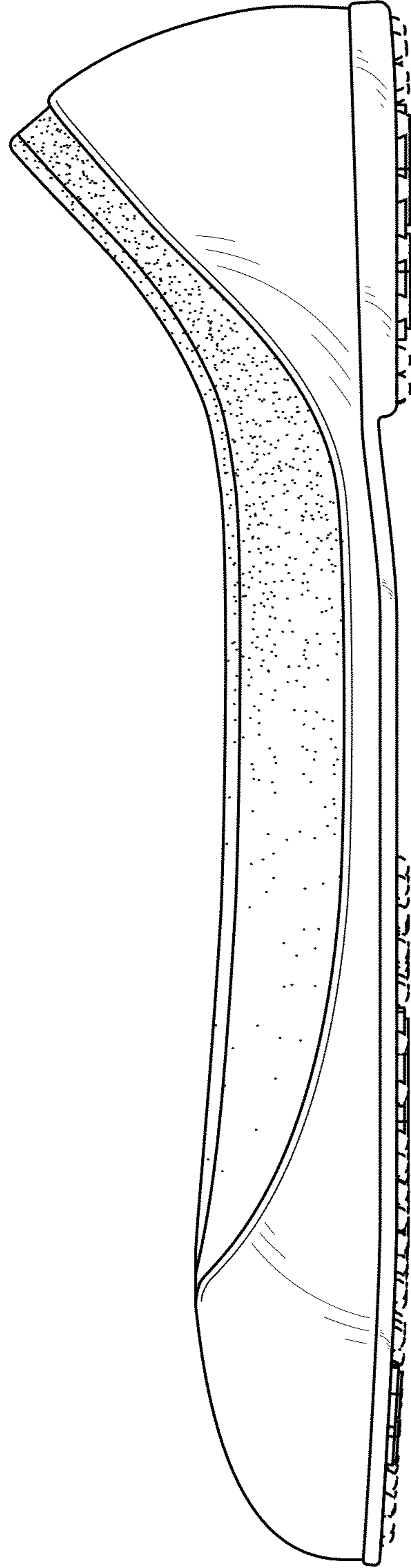


FIG. 5

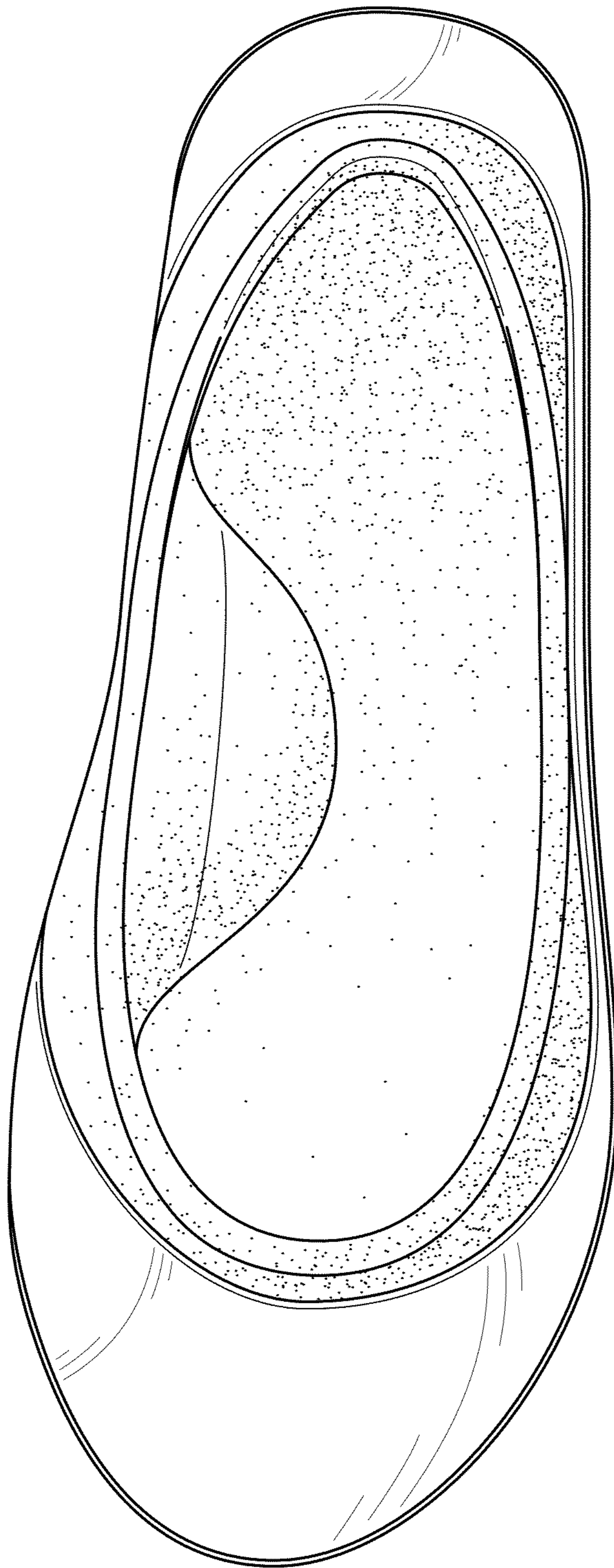


FIG. 6



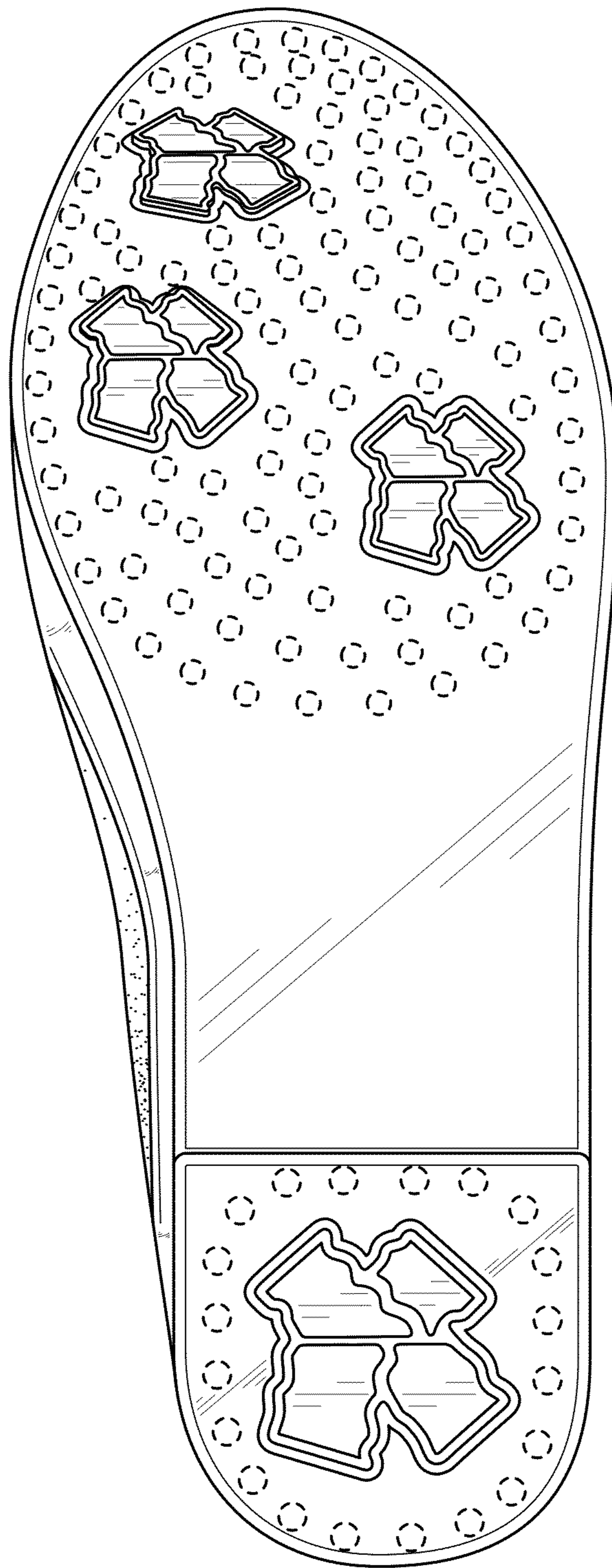


FIG. 7

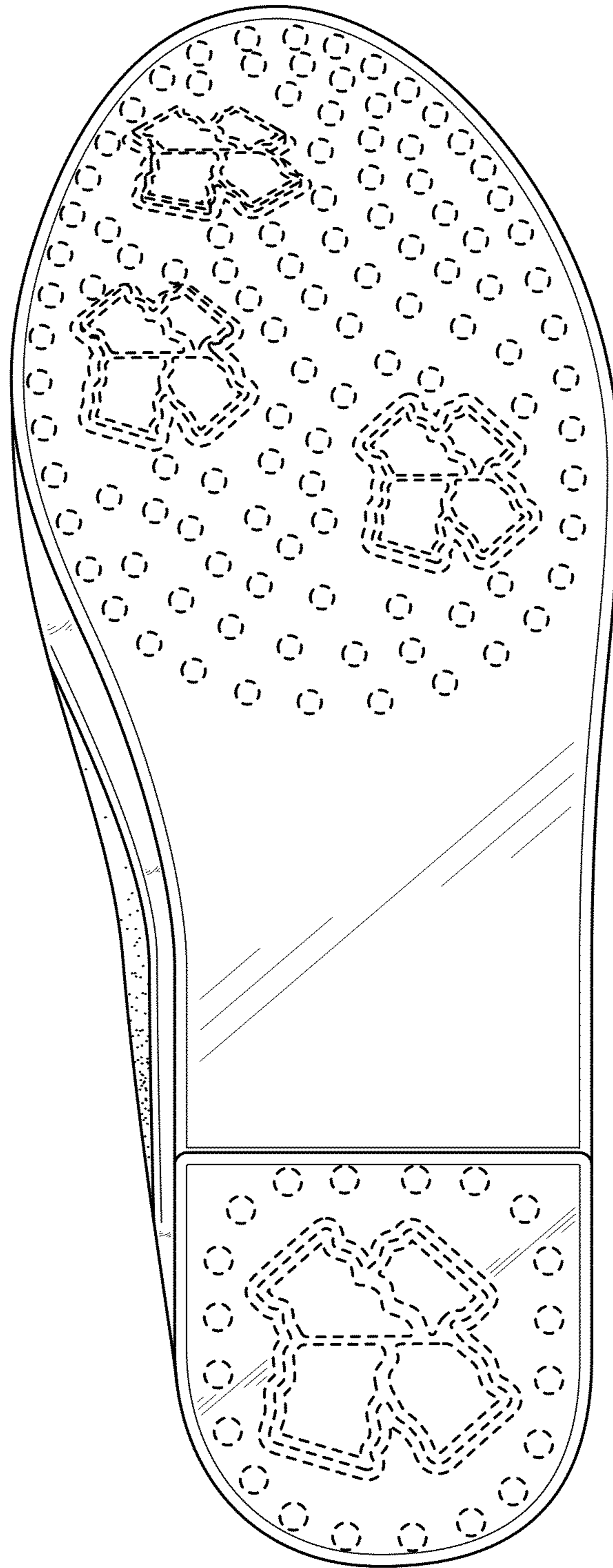


FIG. 8