



US00D730633S

(12) **United States Design Patent**
Nakamura

(10) **Patent No.:** **US D730,633 S**
(45) **Date of Patent:** **** Jun. 2, 2015**

(54) **SHOE**

(71) Applicant: **CUBISM INC.**, Tokyo (JP)

(72) Inventor: **Hiroki Nakamura**, Tokyo (JP)

(73) Assignee: **CUBISM, INC.**, Tokyo (JP)

(**) Term: **14 Years**

(21) Appl. No.: **29/469,292**

(22) Filed: **Oct. 9, 2013**

(30) **Foreign Application Priority Data**

Jun. 27, 2013 (JP) 2013-014586

(51) **LOC (10) Cl.** **02-04**

(52) **U.S. Cl.**
USPC **D2/923**

(58) **Field of Classification Search**
USPC D2/896, 898, 900, 903, 919-923, 943,
D2/952, 969; 36/45, 11.5, 8.1, 77 M, 77 R,
36/83, 7

See application file for complete search history.

(56) **References Cited**

U.S. PATENT DOCUMENTS

D80,718 S *	3/1930	Bernfeld	D2/922
D152,833 S *	2/1949	Scheu	D2/910
D158,437 S *	5/1950	Briefda	D2/927
D174,475 S *	4/1955	Smith	D2/923
D430,969 S *	9/2000	Portaud et al.	D2/975
D457,715 S *	5/2002	Wilson	D2/969
D485,666 S *	1/2004	Bray et al.	D2/919
D528,749 S *	9/2006	Harper	D2/919
D537,240 S *	2/2007	Aussems	D2/919
D604,484 S *	11/2009	Lauro et al.	D2/946

* cited by examiner

Primary Examiner — Ian Simmons

Assistant Examiner — Rashida C McCoy

(74) *Attorney, Agent, or Firm* — Berenato & White, LLC

(57) **CLAIM**

The ornamental design for a shoe, as shown and described.

DESCRIPTION

FIG. 1 is a front view of a shoe showing my new design.
FIG. 2 is a rear view of the shoe of FIG. 1.
FIG. 3 is a left side view of the shoe of FIG. 1.
FIG. 4 is a right side view of the shoe of FIG. 1.
FIG. 5 is a top view of the shoe of FIG. 1.
FIG. 6 is a bottom view of the shoe of FIG. 1; and,
FIG. 7 is a top, front, left side perspective view of the shoe of FIG. 1.

1 Claim, 4 Drawing Sheets



Fig. 1



Fig. 2

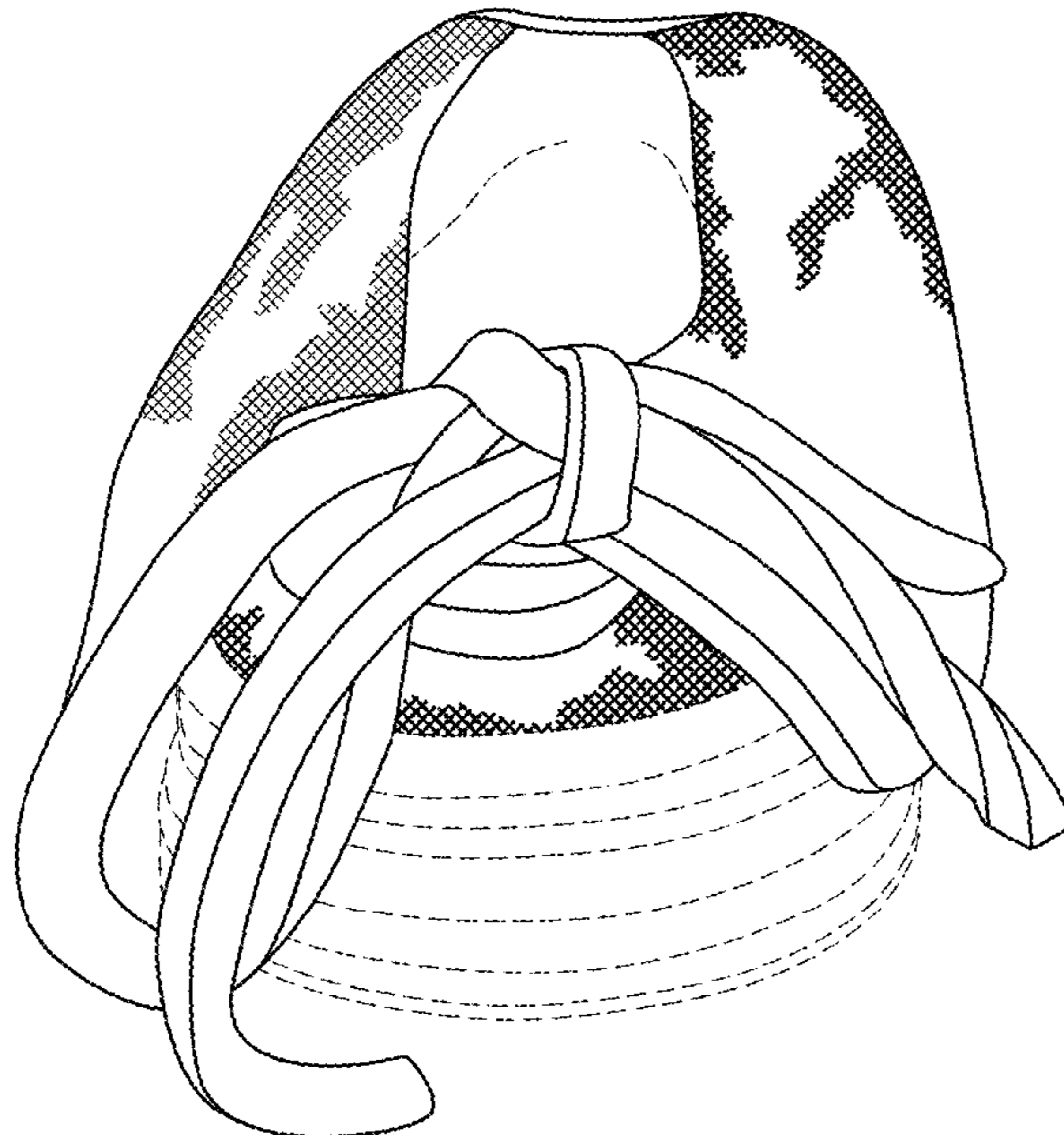


Fig. 3

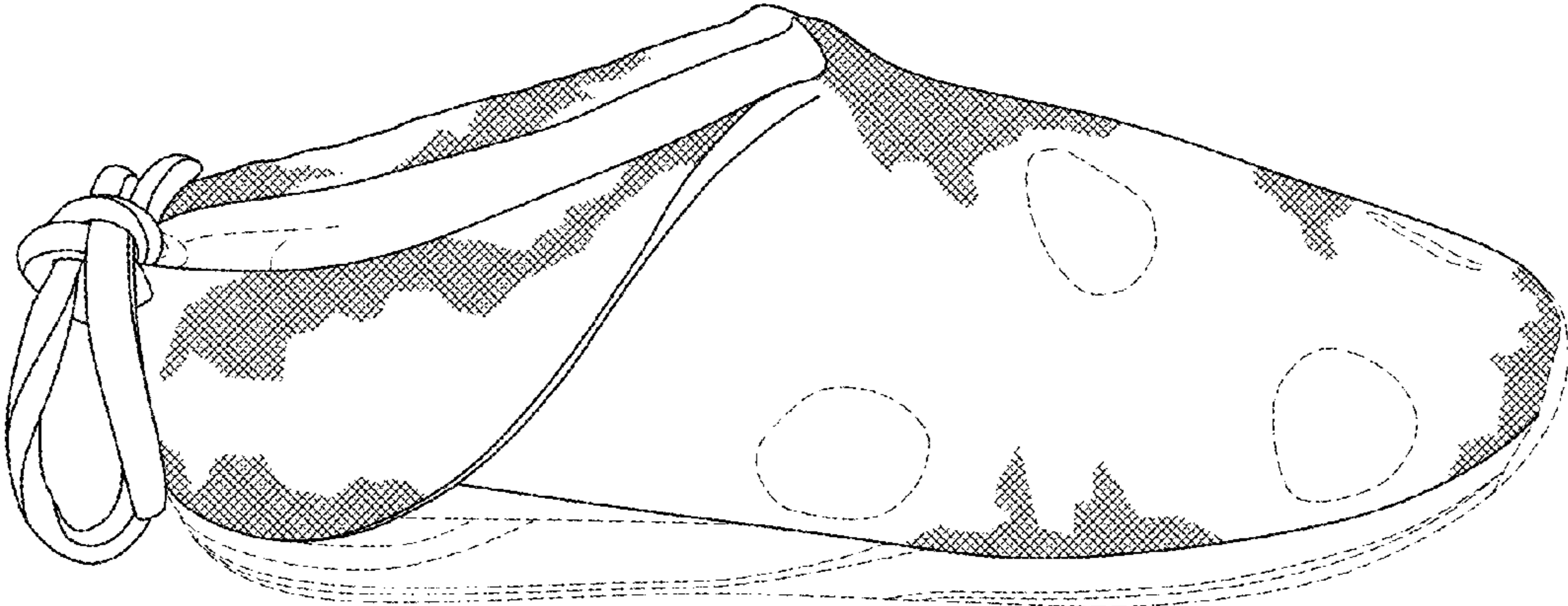


Fig. 4

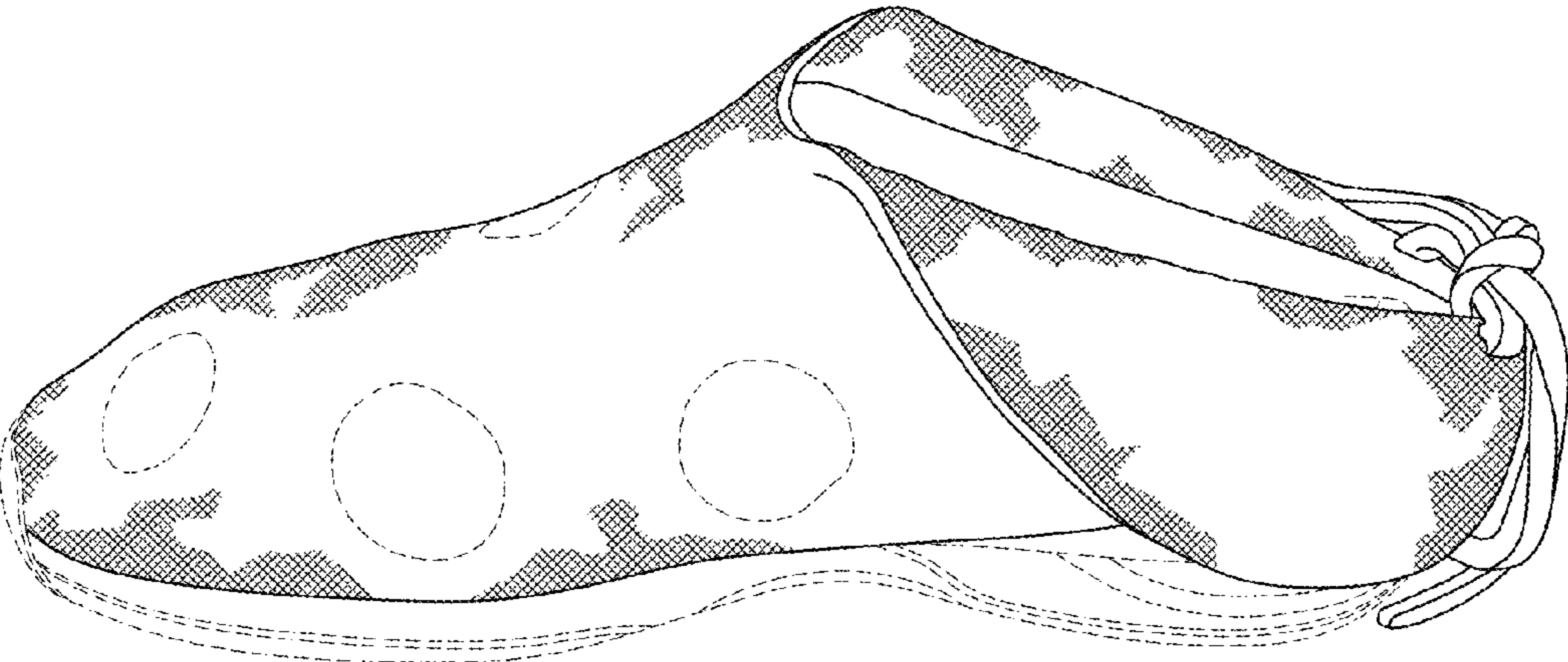


Fig. 5

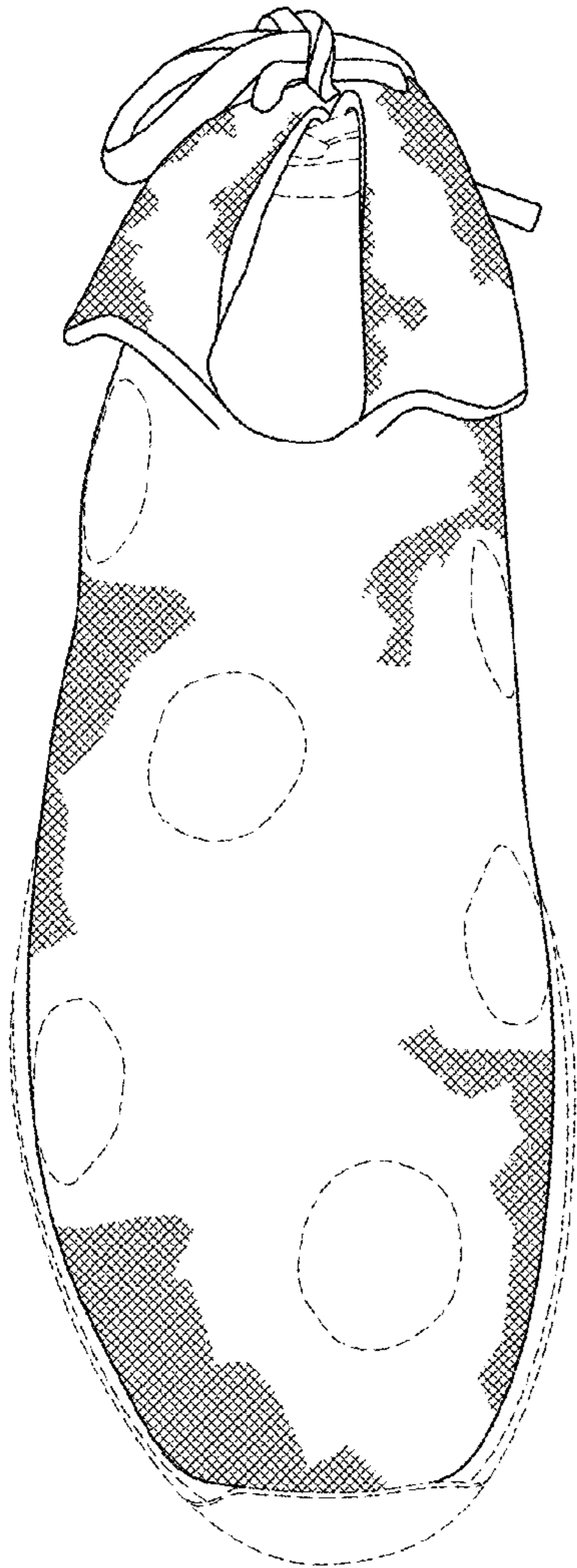


Fig. 6

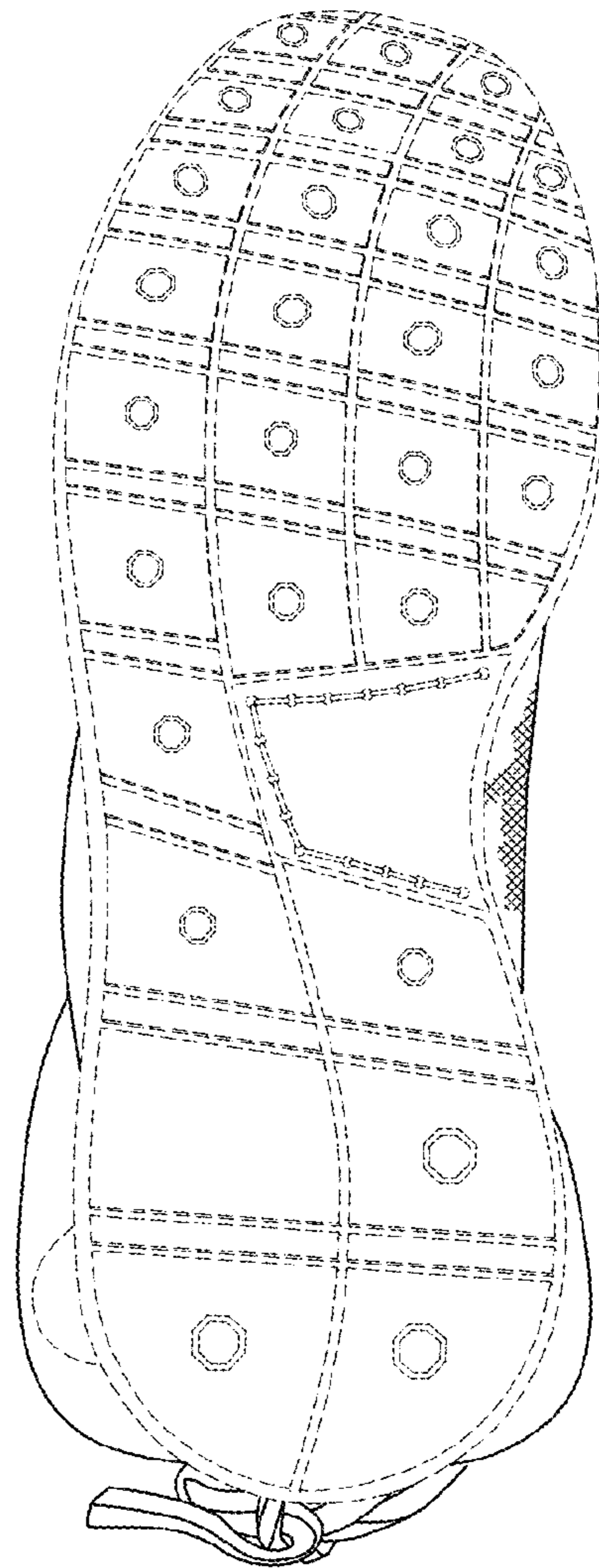


Fig. 7

