



US00D730623S

(12) **United States Design Patent**
Davis

(10) **Patent No.:** **US D730,623 S**
(45) **Date of Patent:** **** Jun. 2, 2015**

(54) **JEANS**

(71) Applicant: **Terry Louise Davis**, Mercer Island, WA
(US)

(72) Inventor: **Terry Louise Davis**, Mercer Island, WA
(US)

(**) Term: **14 Years**

(21) Appl. No.: **29/443,097**

(22) Filed: **Jan. 13, 2013**

Related U.S. Application Data

(63) Continuation of application No. 29/428,904, filed on
Aug. 3, 2012.

(51) **LOC (10) Cl.** **02-02**

(52) **U.S. Cl.**
USPC **D2/742**

(58) **Field of Classification Search**
USPC D2/742, 712, 731, 738, 748, 851, 853,
D2/871; 2/234-237, 220, 266, 79, 219,
2/228, 238, 227, 106
See application file for complete search history.

(56) **References Cited**

U.S. PATENT DOCUMENTS

871,426	A	11/1907	Melanson	
1,128,824	A	2/1915	Struck	
1,471,604	A	10/1923	Heller	
D231,155	S *	4/1974	Bowcut	D2/742
4,164,044	A	8/1979	Holmes	
4,215,435	A	8/1980	Miele	
D261,323	S *	10/1981	Catron	D2/742
4,332,034	A *	6/1982	Muse	2/237
4,850,056	A	7/1989	Gardner et al.	
5,008,962	A	4/1991	Smith et al.	
6,055,673	A	5/2000	McCormick	

D469,946	S *	2/2003	Hansen et al.	D2/742
D505,772	S	6/2005	Helbing et al.	
D527,170	S *	8/2006	Chionna	D2/742
D527,512	S *	9/2006	Chionna	D2/742
D534,708	S	1/2007	Helbing et al.	
D536,159	S	2/2007	Helbing et al.	
D537,237	S *	2/2007	Chionna	D2/742
D543,336	S	5/2007	Tsai	
D547,530	S *	7/2007	Lubell	D2/742
D598,180	S	8/2009	Fu	
D607,182	S	1/2010	Peters	
D609,430	S	2/2010	Clement	
D609,881	S	2/2010	Chen et al.	
7,836,524	B2 *	11/2010	Muench	2/227
7,926,122	B1	4/2011	Countryman	
D656,299	S *	3/2012	Peters	D2/742
D680,299	S	4/2013	Scott	
D681,311	S	5/2013	McLaren et al.	
8,464,365	B1	6/2013	Nunn et al.	
D686,800	S	7/2013	Kelly	

* cited by examiner

Primary Examiner — Holly Baynham

(74) *Attorney, Agent, or Firm* — Kevin D. Jablonski; Lane
Powell PC

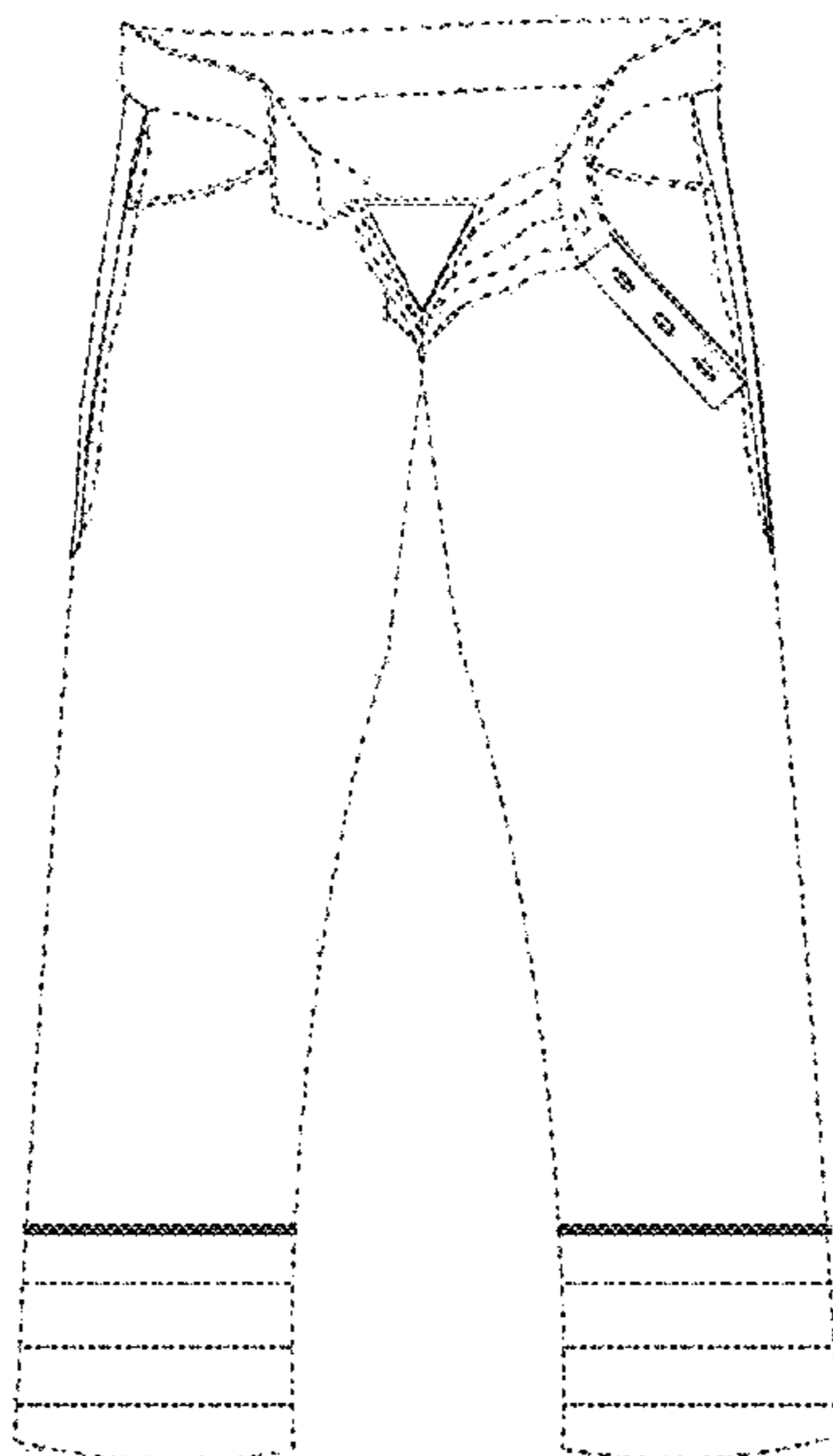
(57) **CLAIM**

I claim the ornamental design for jeans, as shown and
described.

DESCRIPTION

FIG. 1 is a front view of the jeans.
FIG. 2 is a rear view of the jeans.
FIG. 3 is a side view of the jeans.
FIG. 4 is a second side view of the jeans; and,
FIG. 5 is a side view of the inseam portion of the jeans.
The broken line showing of the jeans is for the purpose of
illustrating portions of the article and forms no part of the
claimed design.

1 Claim, 5 Drawing Sheets



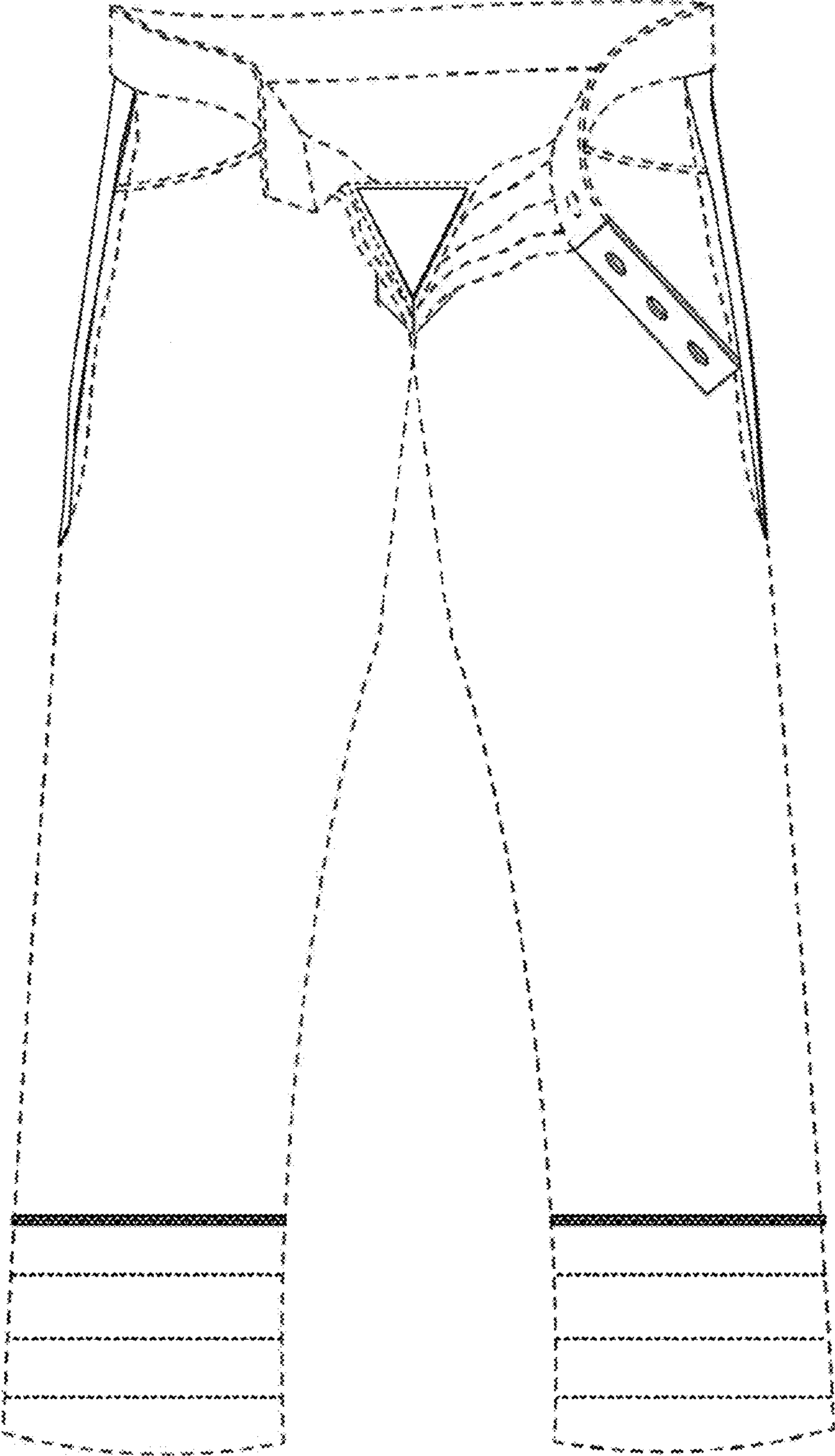


FIG. 1

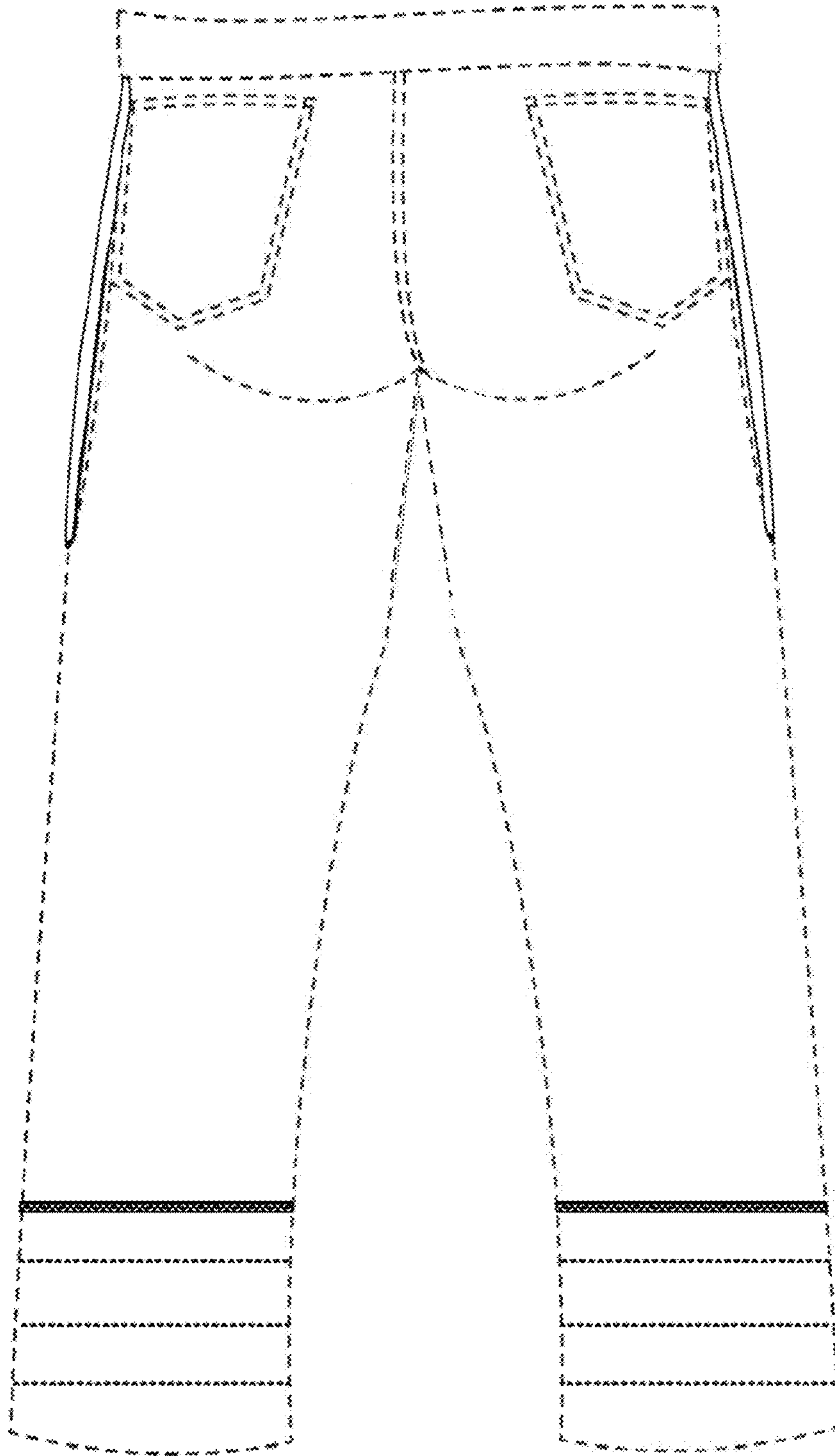


FIG. 2

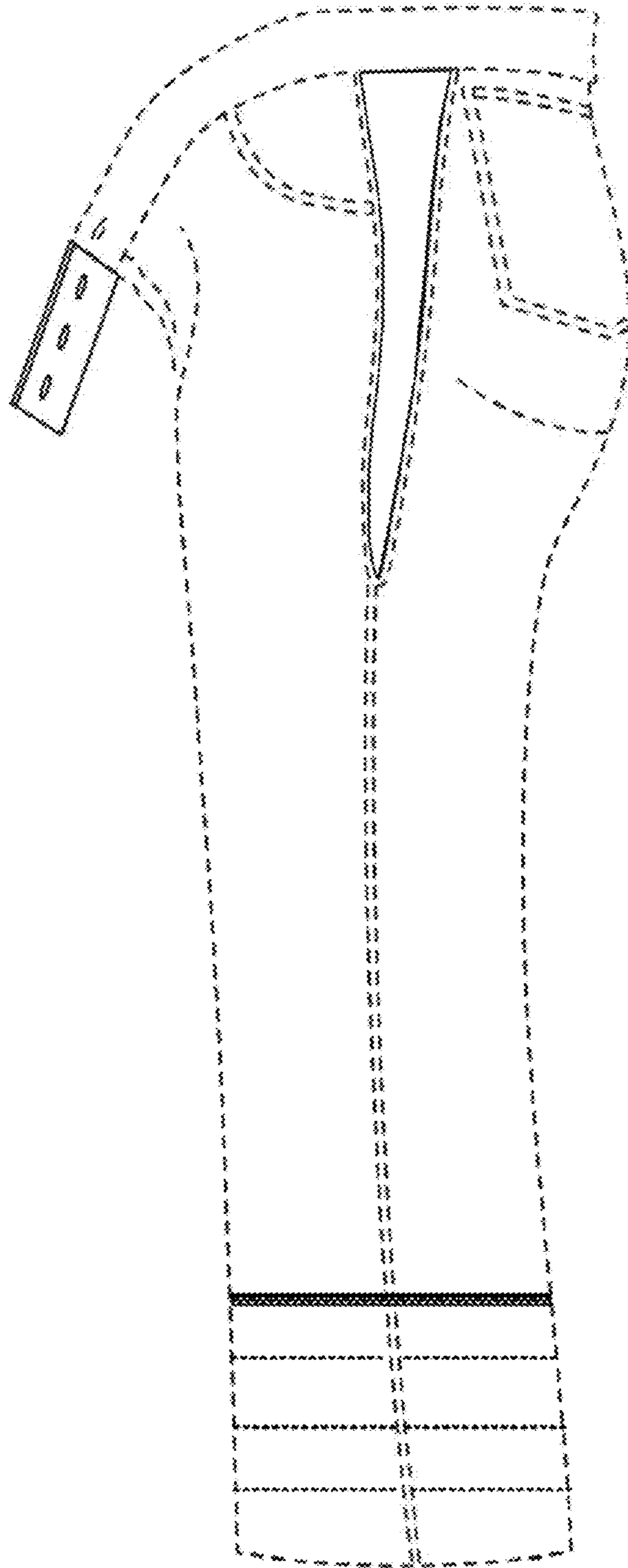


FIG. 3

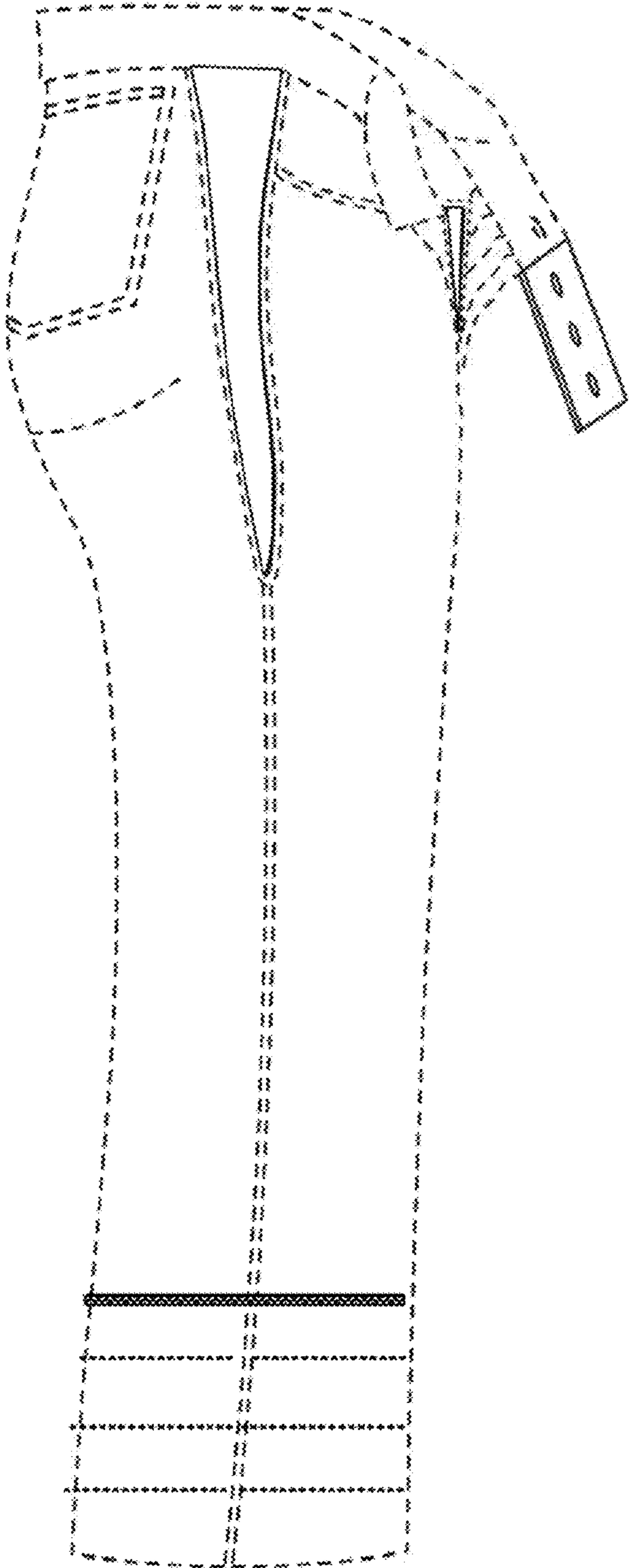


FIG. 4

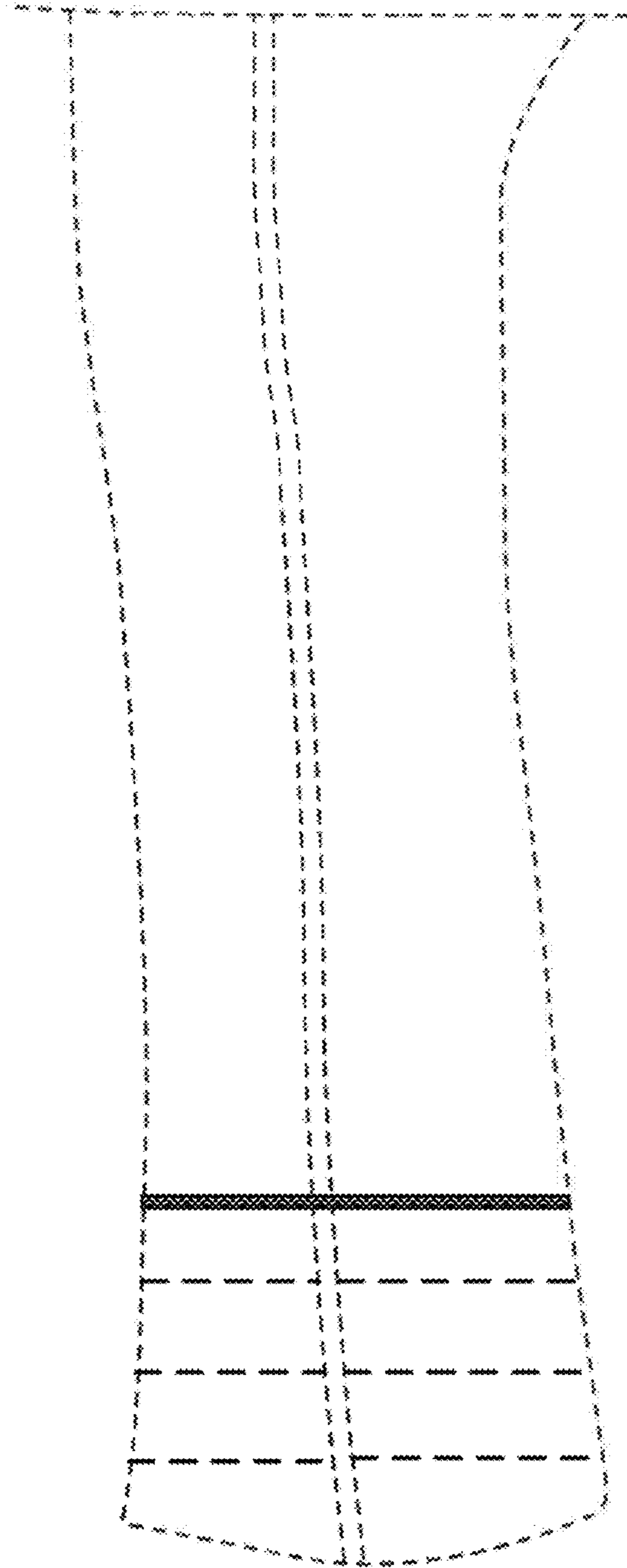


FIG. 5