



US00D730622S

(12) **United States Design Patent**  
**Davis**

(10) **Patent No.:** **US D730,622 S**  
(45) **Date of Patent:** **\*\* Jun. 2, 2015**

- (54) **JEANS**
- (71) Applicant: **Terry Louise Davis**, Mercer Island, WA (US)
- (72) Inventor: **Terry Louise Davis**, Mercer Island, WA (US)
- (\*\*) Term: **14 Years**
- (21) Appl. No.: **29/435,209**
- (22) Filed: **Oct. 21, 2012**

**Related U.S. Application Data**

- (63) Continuation of application No. 29/428,904, filed on Aug. 3, 2012.
- (51) **LOC (10) Cl.** ..... **02-02**
- (52) **U.S. Cl.**  
USPC ..... **D2/742**
- (58) **Field of Classification Search**  
USPC ..... D2/742, 712, 731, 738, 748, 851, 853,  
D2/871; 2/234-237, 220, 266, 79, 219,  
2/228, 238, 227, 106  
See application file for complete search history.

(56) **References Cited**

**U.S. PATENT DOCUMENTS**

871,426	A	11/1907	Melanson	
1,120,814	A *	12/1914	Hebbard	2/106
1,128,824	A	2/1915	Struck	
1,471,604	A *	10/1923	Heller	2/266
D231,155	S *	4/1974	Bowcut	D2/742
4,164,044	A *	8/1979	Holmes	2/237
4,215,435	A *	8/1980	Miele	2/227
D261,323	S *	10/1981	Catron	D2/742
4,332,034	A	6/1982	Muse	
4,850,056	A	7/1989	Gardner et al.	
5,008,962	A *	4/1991	Smith et al.	2/234

6,055,673	A *	5/2000	McCormick	2/227
D469,946	S	2/2003	Hansen et al.	
D505,772	S *	6/2005	Helbing et al.	D2/743
D527,170	S	8/2006	Chionna	
D527,512	S	9/2006	Chionna	
D534,708	S	1/2007	Helbing et al.	
D536,159	S *	2/2007	Helbing et al.	D2/851
D537,237	S	2/2007	Chionna	
D543,336	S	5/2007	Tsai	
D547,530	S	7/2007	Lubell	
D598,180	S	8/2009	Fu	
D607,182	S *	1/2010	Peters	D2/851
D609,430	S	2/2010	Clement	
D609,881	S	2/2010	Chen et al.	
7,836,524	B2	11/2010	Muench	
7,926,122	B1 *	4/2011	Countryman	2/227
D656,299	S	3/2012	Peters	
D680,299	S	4/2013	Scott	
D681,311	S	5/2013	McLaren et al.	
8,464,365	B1 *	6/2013	Nunn et al.	2/227
D686,800	S	7/2013	Kelly	

\* cited by examiner

*Primary Examiner* — Holly Baynham

(74) *Attorney, Agent, or Firm* — Kevin D. Jablonski; Lane Powell, PC

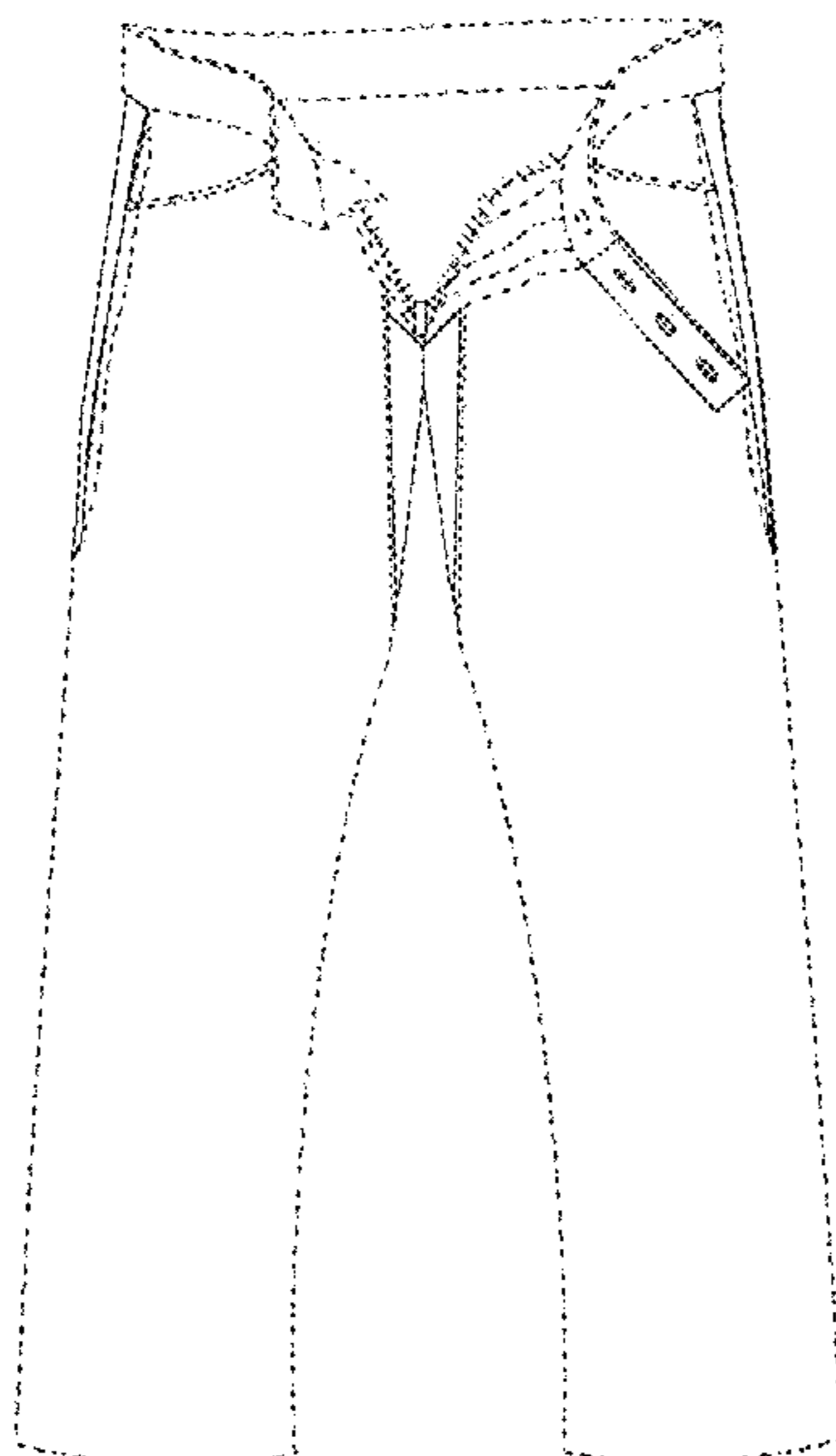
(57) **CLAIM**

I claim the ornamental design for jeans, as shown and described.

**DESCRIPTION**

FIG. 1 is a front view of the jeans,  
FIG. 2 is a rear view of the jeans.  
FIG. 3 is a side view of the jeans.  
FIG. 4 is a second side view of the jeans; and,  
FIG. 5 is a side view of the inseam portion of the jeans.  
The broken line showing of the jeans is for the purpose of illustrating portions of the article and forms no part of the claimed design.

**1 Claim, 5 Drawing Sheets**



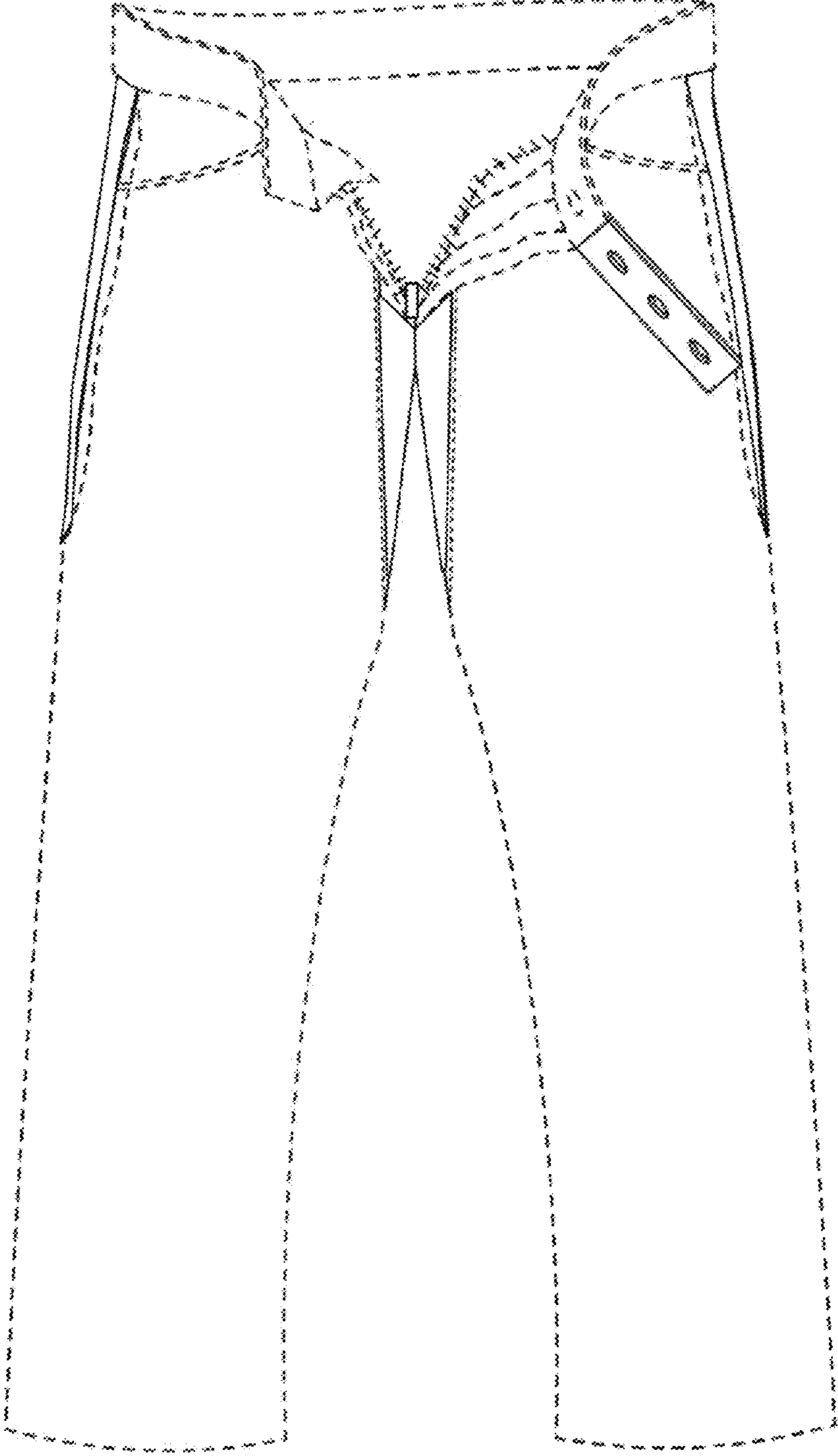


FIG. 1

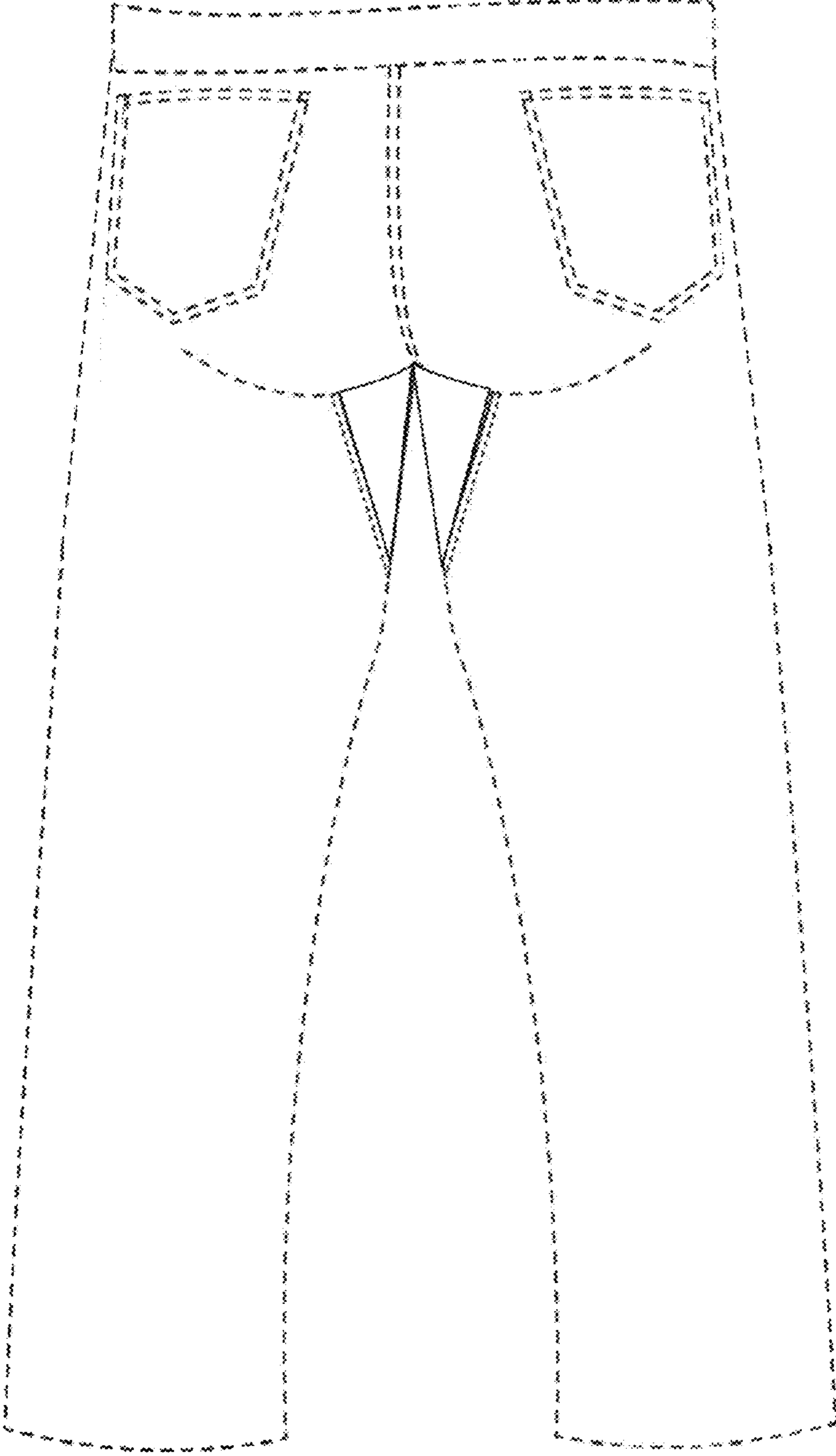


FIG. 2

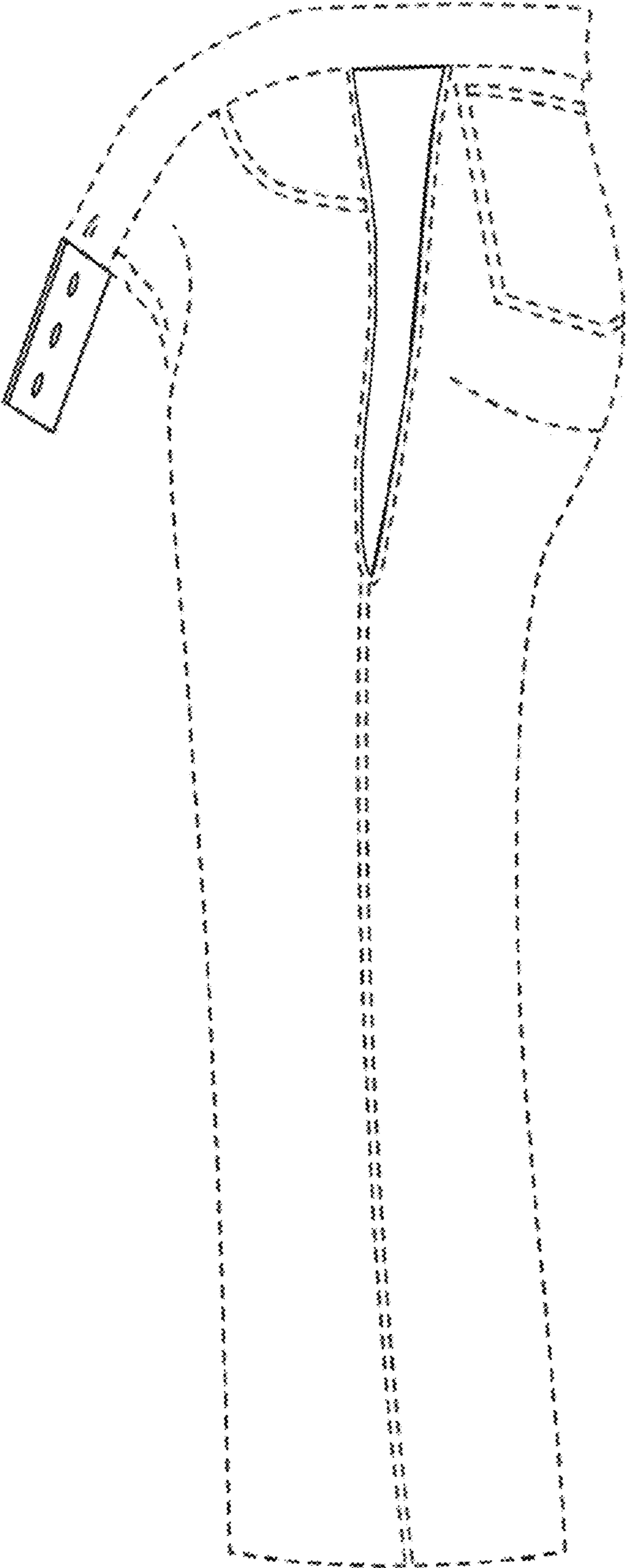


FIG. 3

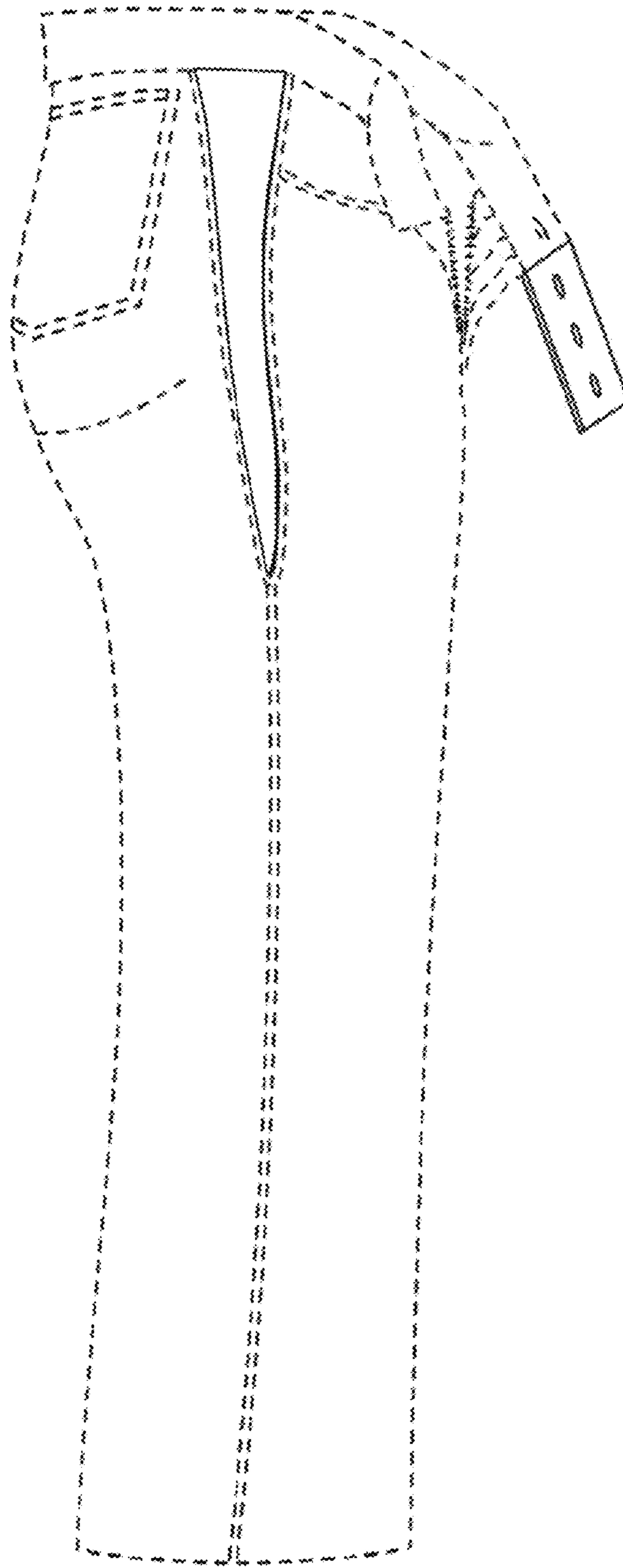


FIG. 4

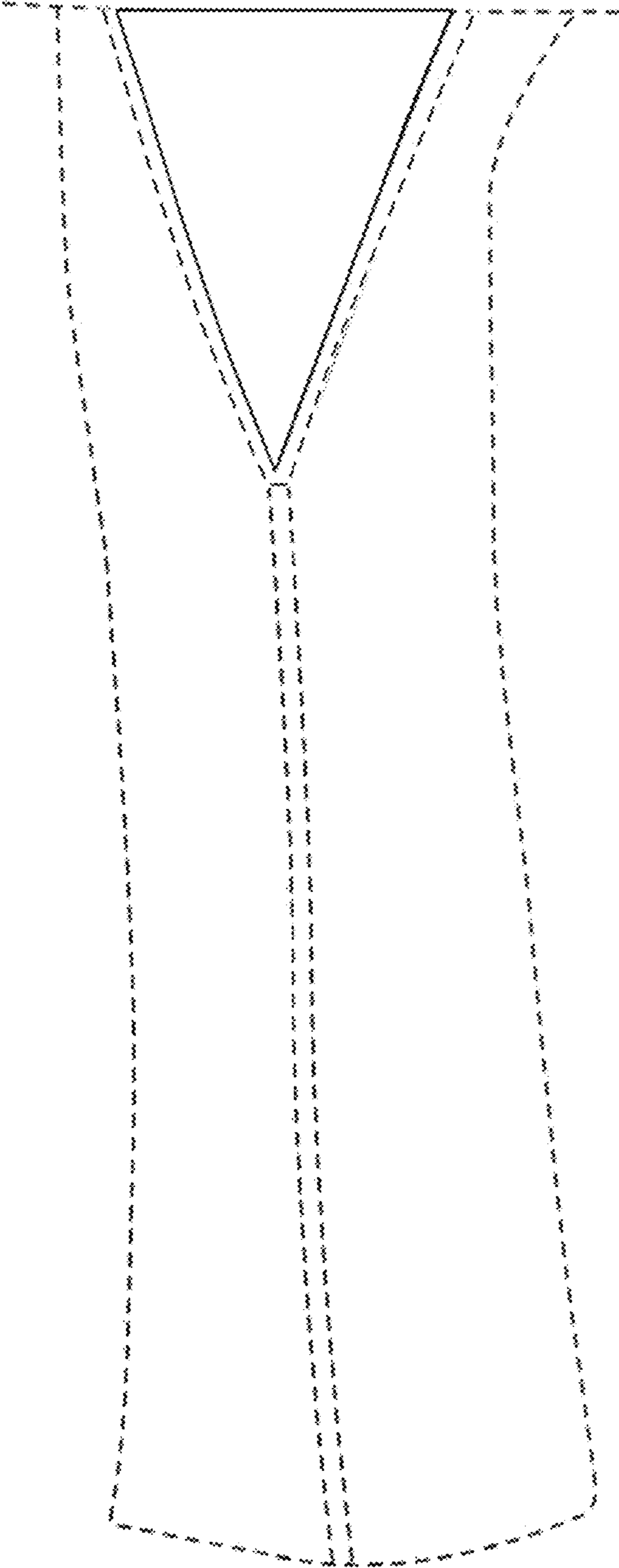


FIG. 5