



US00D730597S

(12) **United States Design Patent**
Jeon et al.

(10) **Patent No.:** **US D730,597 S**
(45) **Date of Patent:** **** May 26, 2015**

- (54) **DRYING MACHINE**
- (71) Applicant: **Samsung Electronics Co., Ltd.**,
Suwon-si (KR)
- (72) Inventors: **Jong Su Jeon**, Seongnam-si (KR); **Ha Young Jang**, Seoul (KR); **Jaewon Choi**,
Seoul (KR)
- (73) Assignee: **Samsung Electronics Co., Ltd.**,
Suwon-si (KR)

D360,716 S *	7/1995	Ertz et al.	D32/8
5,661,914 A *	9/1997	Millet	34/601
D524,000 S *	6/2006	Kim et al.	D32/6
D527,853 S *	9/2006	Carey et al.	D32/6
D532,941 S *	11/2006	Carey et al.	D32/6
D575,464 S *	8/2008	Rossetto et al.	D32/8
D619,314 S *	7/2010	Bixby et al.	D32/25
D620,212 S *	7/2010	Bixby et al.	D32/25
D630,807 S *	1/2011	Song et al.	D32/6
D651,778 S *	1/2012	Miller et al.	D32/25
D661,852 S *	6/2012	Song et al.	D32/8
8,523,300 B2 *	9/2013	Najera Bernal et al.	312/228
D701,659 S *	3/2014	Choi et al.	D32/8

(**) Term: **14 Years**

(21) Appl. No.: **29/495,131**

(22) Filed: **Jun. 27, 2014**

(30) **Foreign Application Priority Data**

Jan. 3, 2014 (KR) 30-2014-0000531

(51) **LOC (10) Cl.** **15-05**

(52) **U.S. Cl.**
USPC **D32/8**

(58) **Field of Classification Search**
USPC D32/1, 5, 6, 8, 10; 68/3 R, 5 R, 12.01,
68/12.07, 12.08, 212; 34/87-88, 523-524
See application file for complete search history.

(56) **References Cited**

U.S. PATENT DOCUMENTS

D292,630 S *	11/1987	Nagai et al.	D32/8
D360,500 S *	7/1995	Millet et al.	D32/6
D360,501 S *	7/1995	Ertz et al.	D32/6

* cited by examiner

Primary Examiner — T. Chase Nelson

Assistant Examiner — Michelle E Wilson

(74) *Attorney, Agent, or Firm* — NSIP Law

(57) **CLAIM**

We claim the ornamental design for a drying machine, as shown and described.

DESCRIPTION

FIG. 1 is a front perspective view of a drying machine showing our new design;
 FIG. 2 is a front view thereof;
 FIG. 3 is a rear view thereof;
 FIG. 4 is a left-side view thereof;
 FIG. 5 is a right-side view thereof;
 FIG. 6 is a top view thereof; and,
 FIG. 7 is a bottom view thereof.
 The broken lines in the figures show portions of the drying machine which form no part of the claimed design.

1 Claim, 7 Drawing Sheets

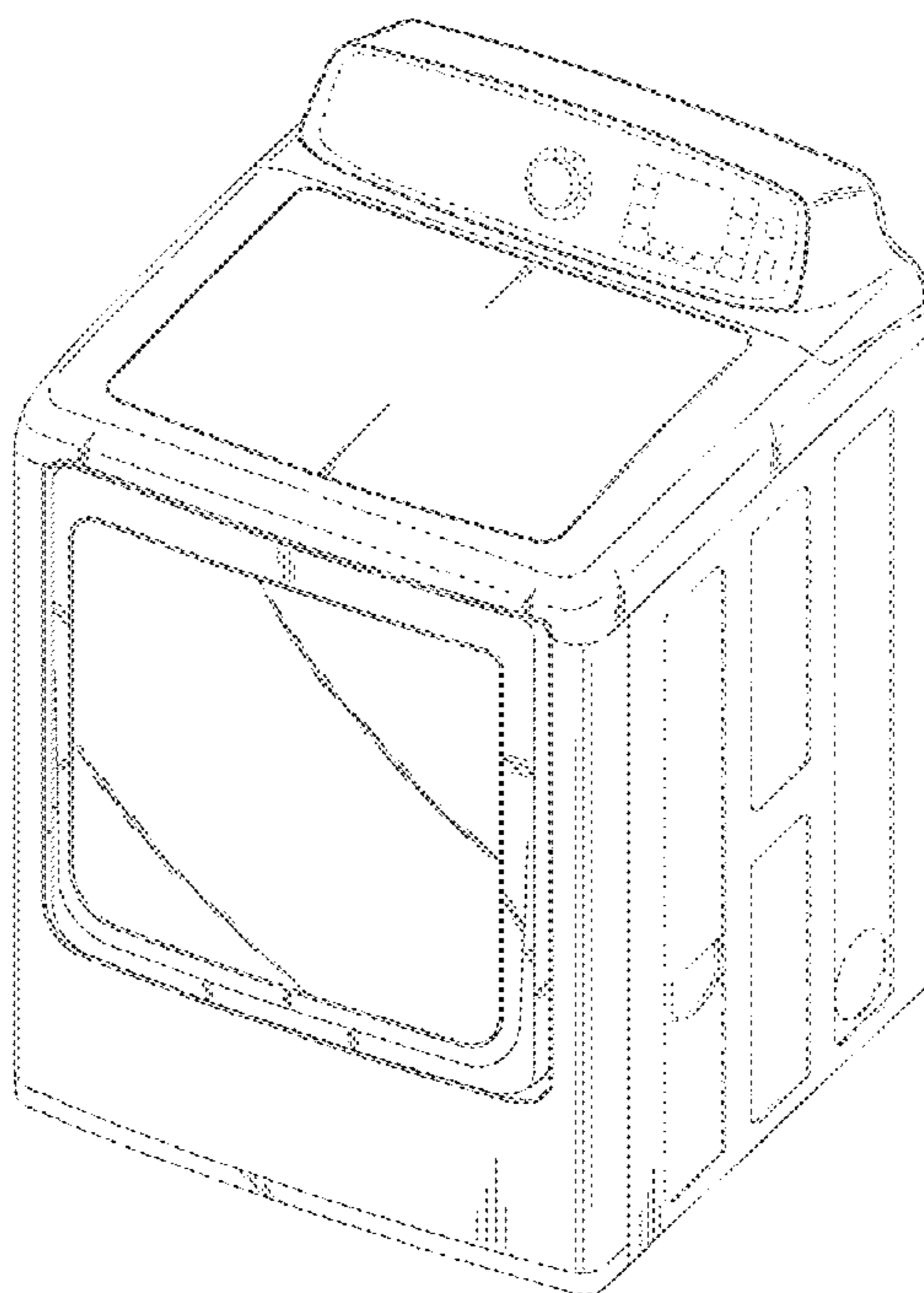


Fig. 1

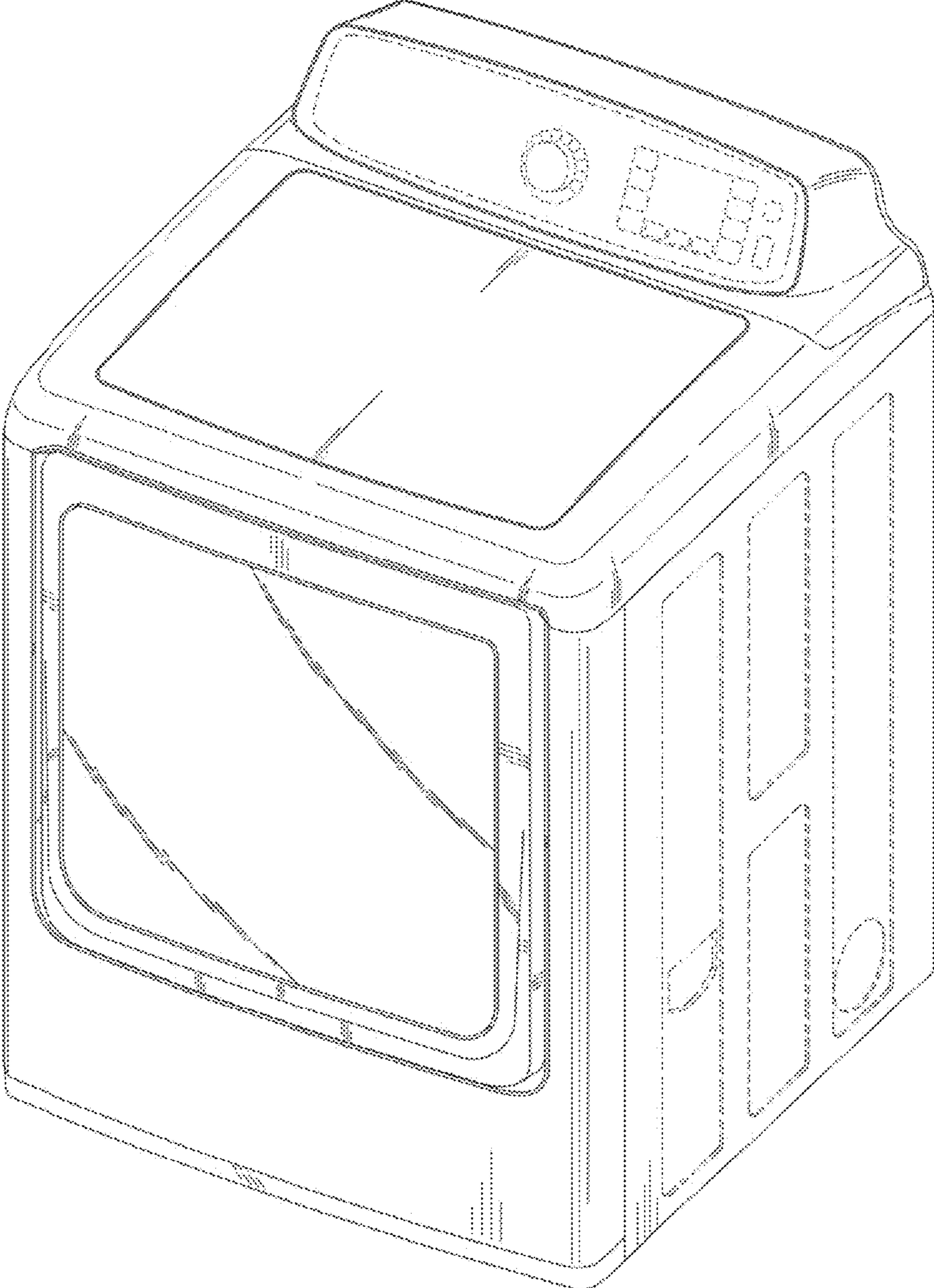


Fig. 2

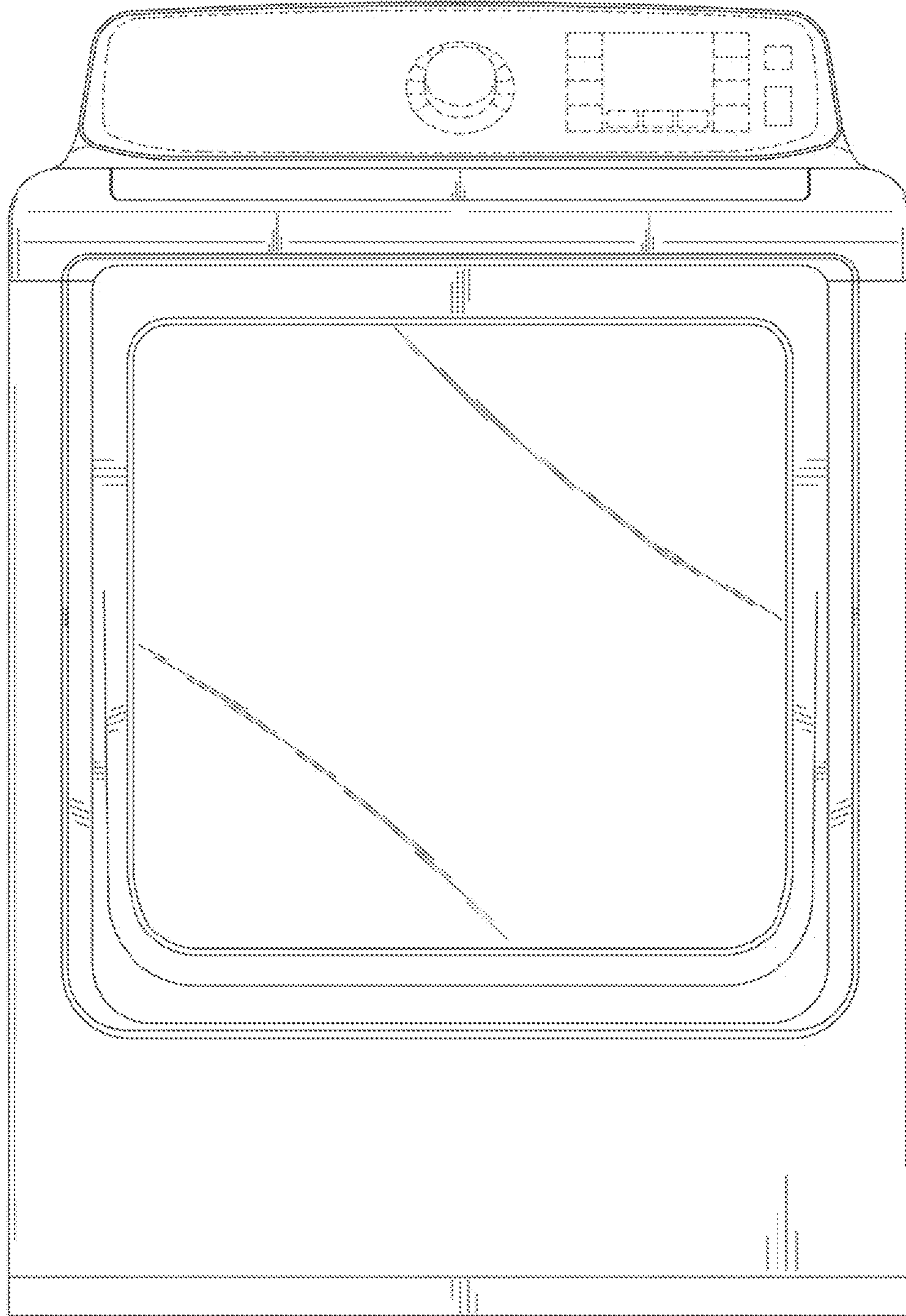


Fig. 3

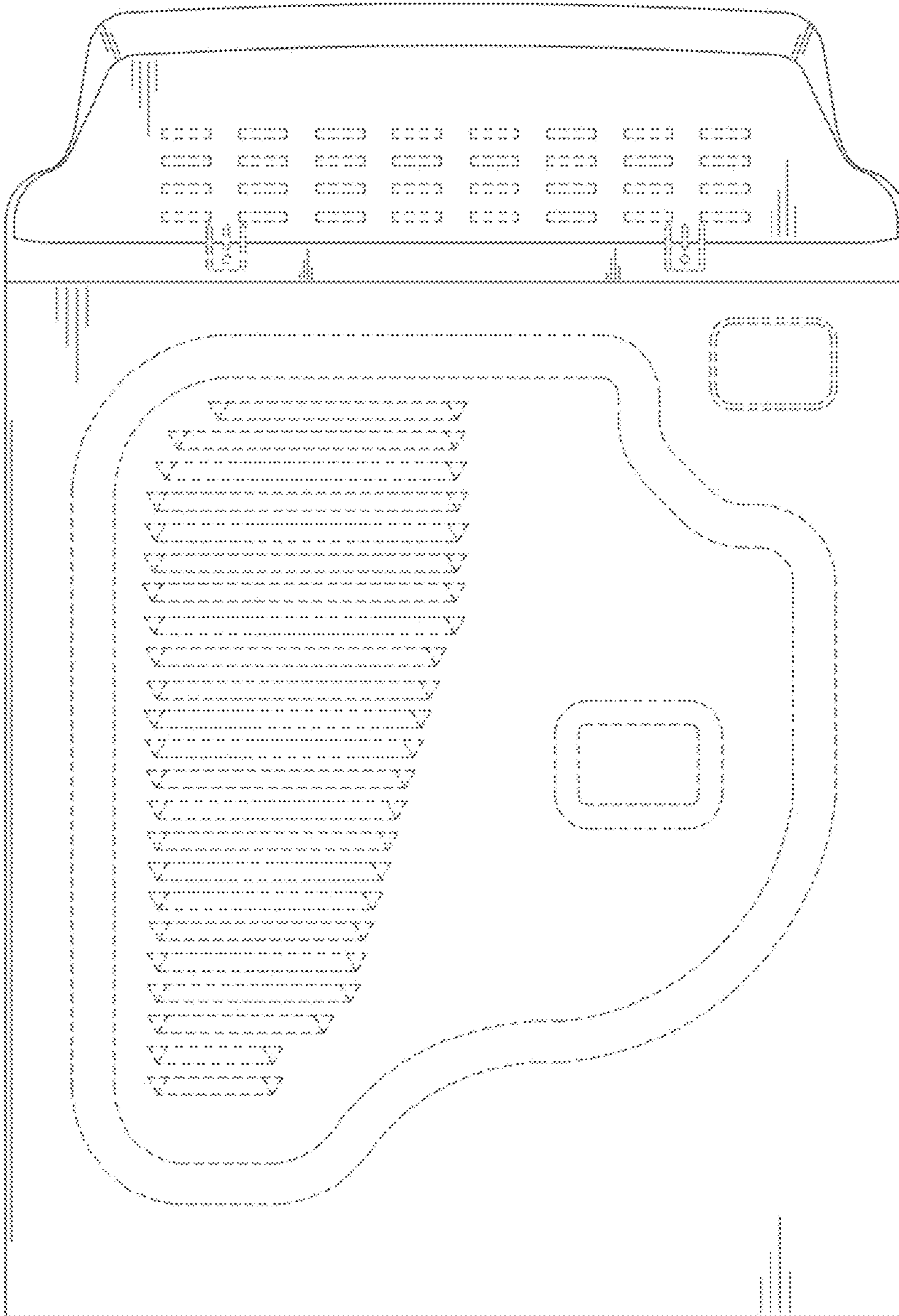


Fig. 4

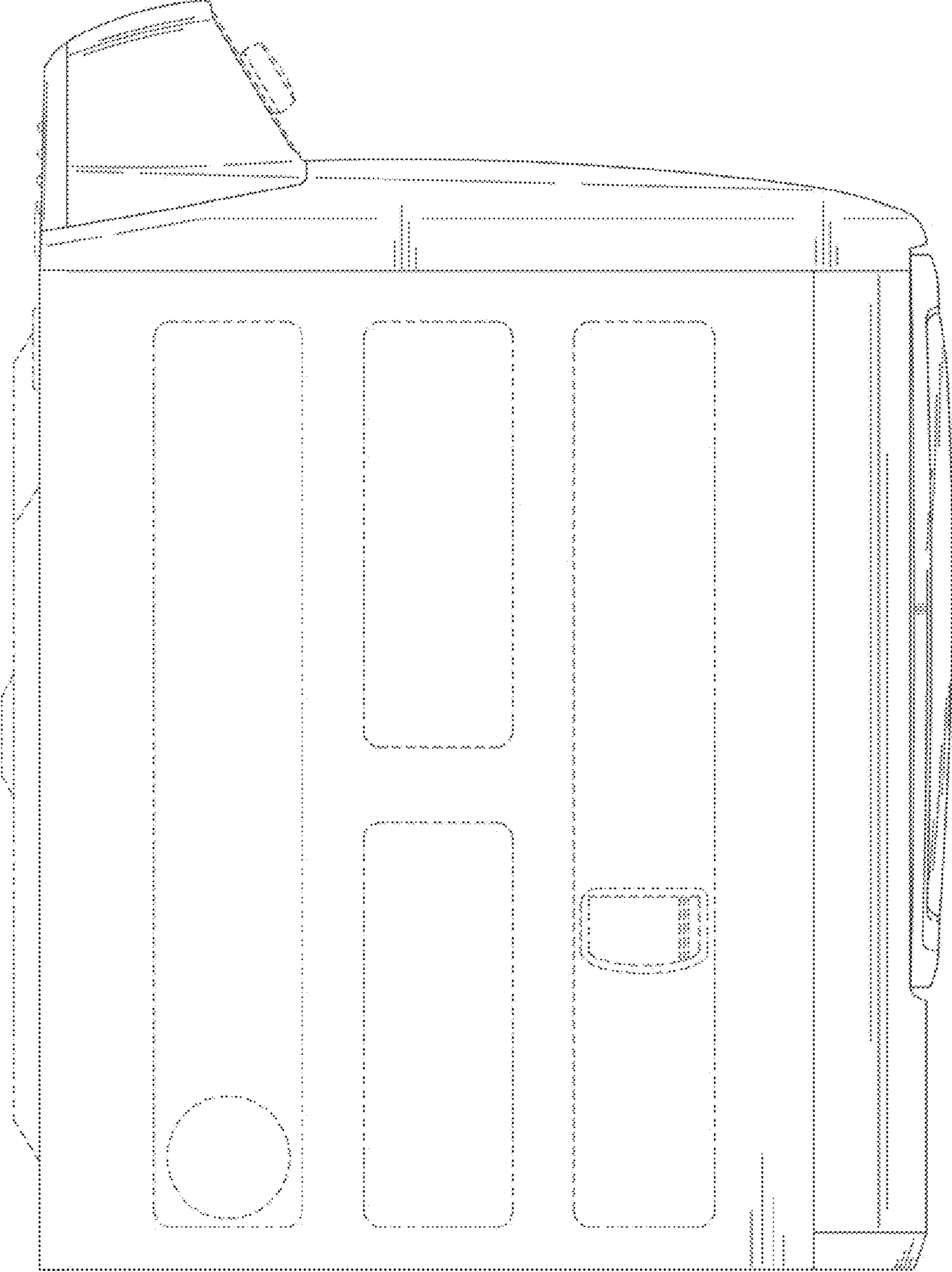


Fig. 5

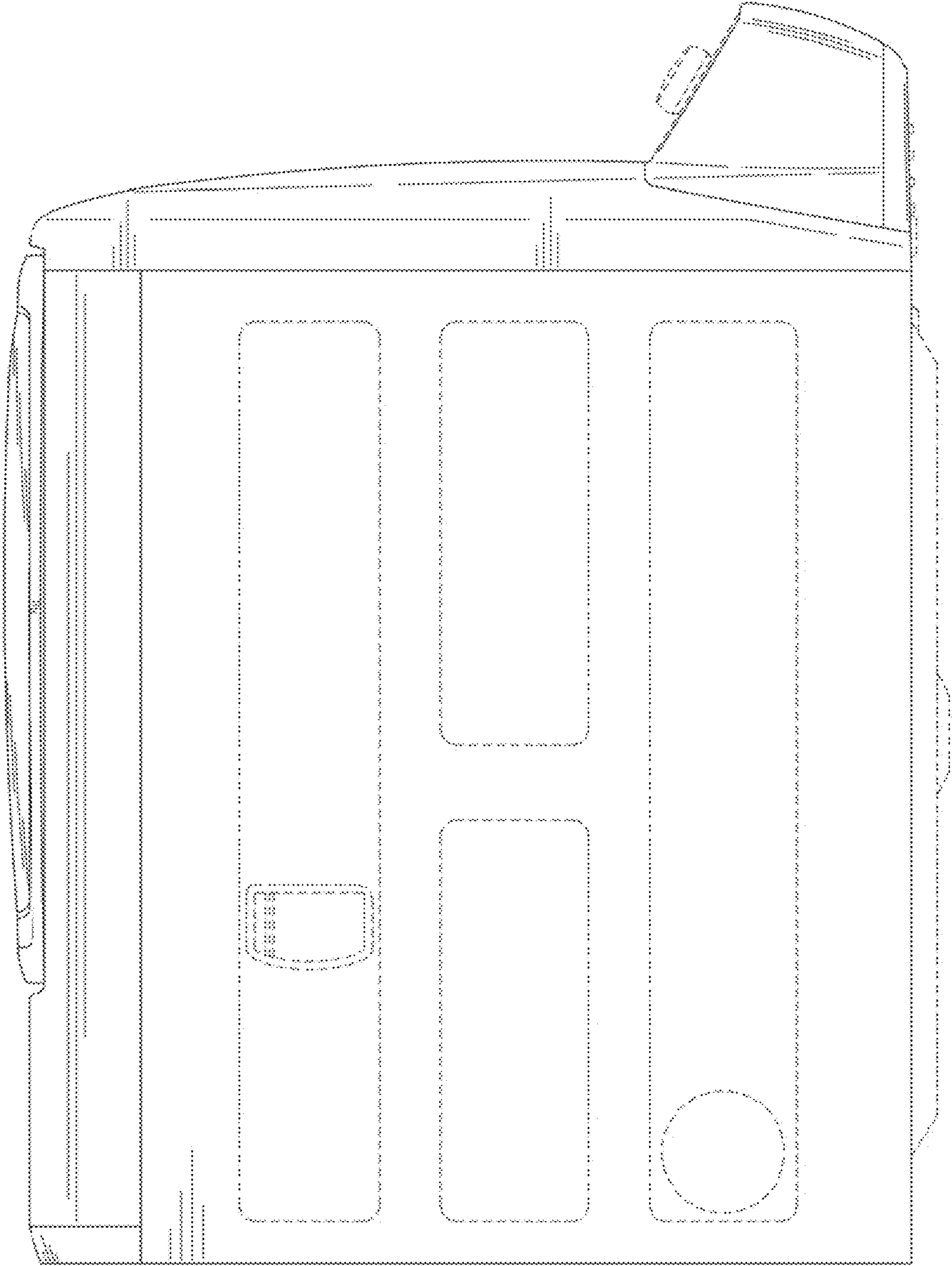


Fig. 6




Fig. 7

