



US00D730594S

(12) **United States Design Patent**  
**Kang**

(10) **Patent No.:** **US D730,594 S**

(45) **Date of Patent:** **\*\* May 26, 2015**

(54) **WASHING MACHINE**

(71) Applicant: **Samsung Electronics Co., Ltd.**,  
Suwon-si (KR)

(72) Inventor: **Yoon Jong Kang**, Seoul (KR)

(73) Assignee: **Samsung Electronics Co., Ltd.**,  
Suwon-si (KR)

(\*\*) Term: **14 Years**

(21) Appl. No.: **29/480,533**

(22) Filed: **Jan. 27, 2014**

(30) **Foreign Application Priority Data**

Aug. 2, 2013 (KR) ..... 30-2013-0040145

(51) **LOC (10) Cl.** ..... **15-05**

(52) **U.S. Cl.**  
USPC ..... **D32/6**

(58) **Field of Classification Search**  
USPC ..... D32/1, 5-6, 8; 68/3 R, 5 R, 12.01, 12.08;  
34/87-88, 524, 534; 312/31  
See application file for complete search history.

(56) **References Cited**

**U.S. PATENT DOCUMENTS**

D181,379 S \* 11/1957 Sundberg ..... D32/6  
D422,387 S \* 4/2000 Mutoh et al. .... D32/25  
D489,496 S \* 5/2004 Sneddon ..... D32/6  
D538,488 S \* 3/2007 Carey et al. .... D32/6

D556,394 S \* 11/2007 Kim ..... D32/6  
D571,964 S \* 6/2008 Kim ..... D32/6  
D575,012 S \* 8/2008 Rossetto et al. .... D32/6  
D631,215 S \* 1/2011 Song et al. .... D32/6  
D632,033 S \* 2/2011 Song et al. .... D32/6  
D633,261 S \* 2/2011 Song et al. .... D32/6  
D654,640 S \* 2/2012 Song et al. .... D32/6  
D694,965 S \* 12/2013 Lee et al. .... D32/6  
D701,656 S \* 3/2014 Choi et al. .... D32/6  
D704,907 S \* 5/2014 Yoo et al. .... D32/6  
2007/0113595 A1 \* 5/2007 Harwood et al. .... 68/12.01  
2013/0239626 A1 \* 9/2013 Ekbundit ..... 68/3 R

\* cited by examiner

*Primary Examiner* — T. Chase Nelson

*Assistant Examiner* — Michelle E Wilson

(74) *Attorney, Agent, or Firm* — NSIP Law

(57) **CLAIM**

The ornamental design for a washing machine, as shown and described.

**DESCRIPTION**

FIG. 1 is a front perspective view of a washing machine showing my new design;  
FIG. 2 is a front view thereof;  
FIG. 3 is a rear view thereof;  
FIG. 4 is a left-side view thereof;  
FIG. 5 is a right-side view thereof;  
FIG. 6 is a top view thereof; and,  
FIG. 7 is a bottom view thereof.

The broken lines in the figures show portions of the washing machine which form no part of the claimed design.

**1 Claim, 7 Drawing Sheets**

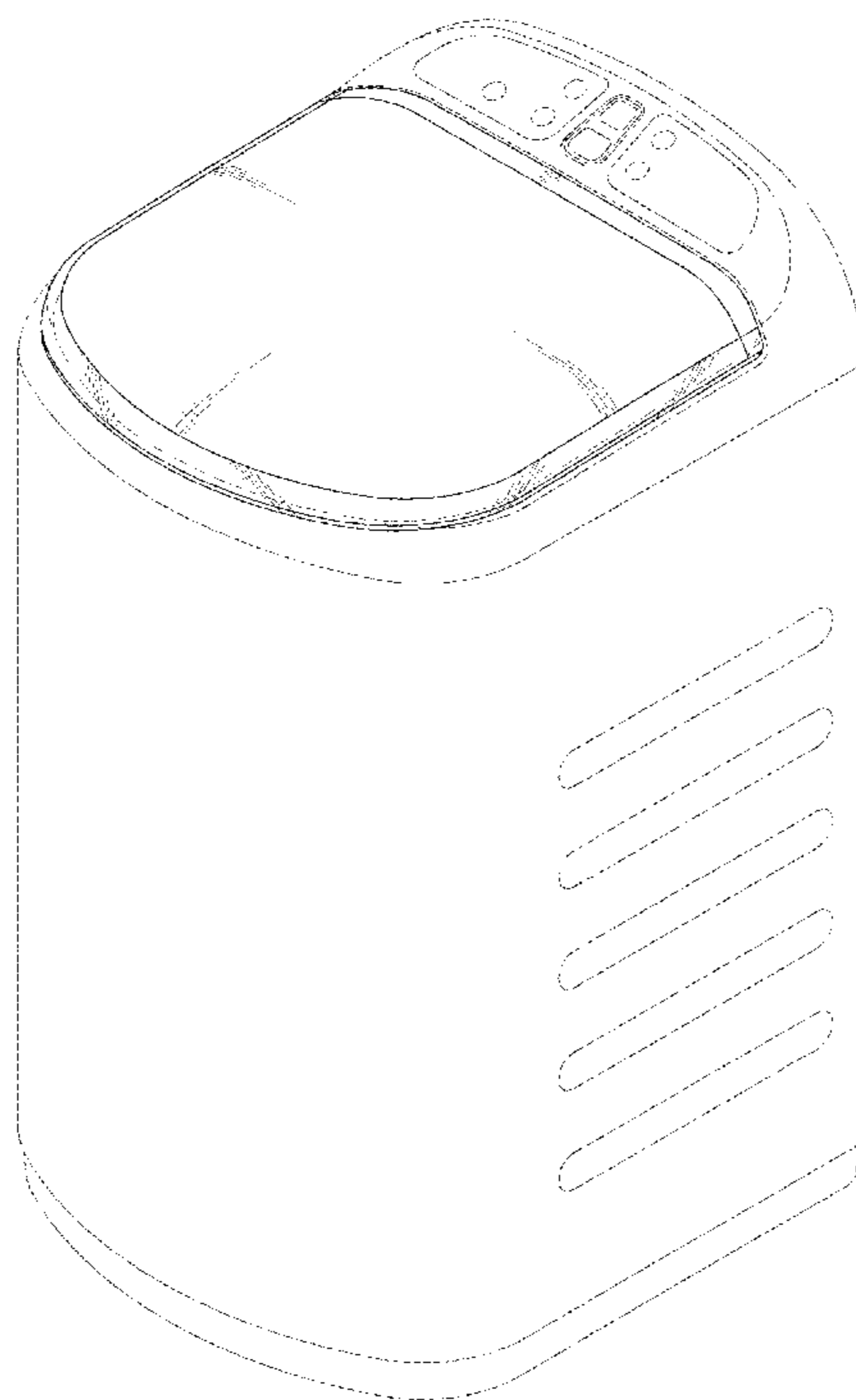


Fig. 1

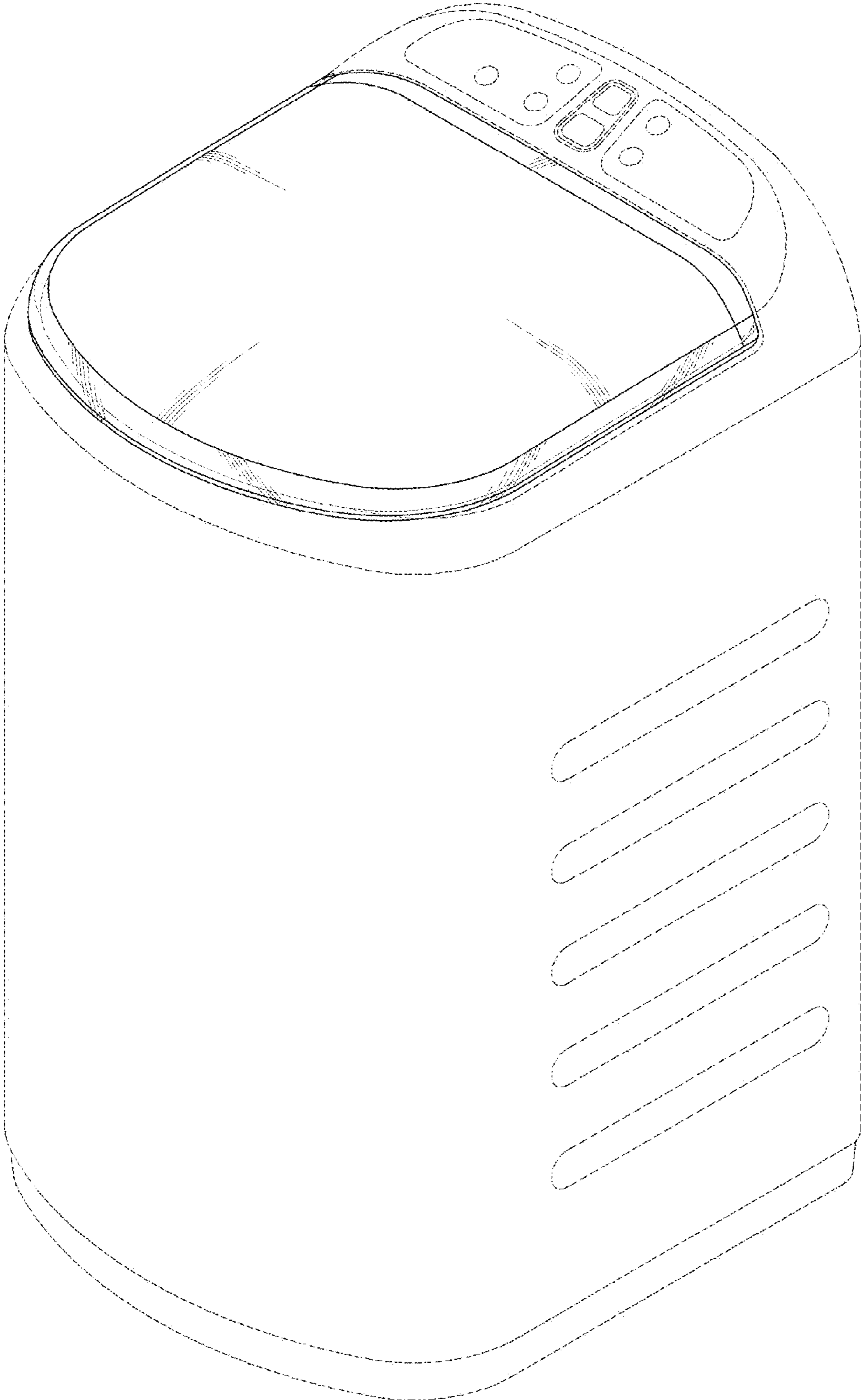


Fig. 2




Fig. 3




Fig. 4




Fig. 5




Fig. 6

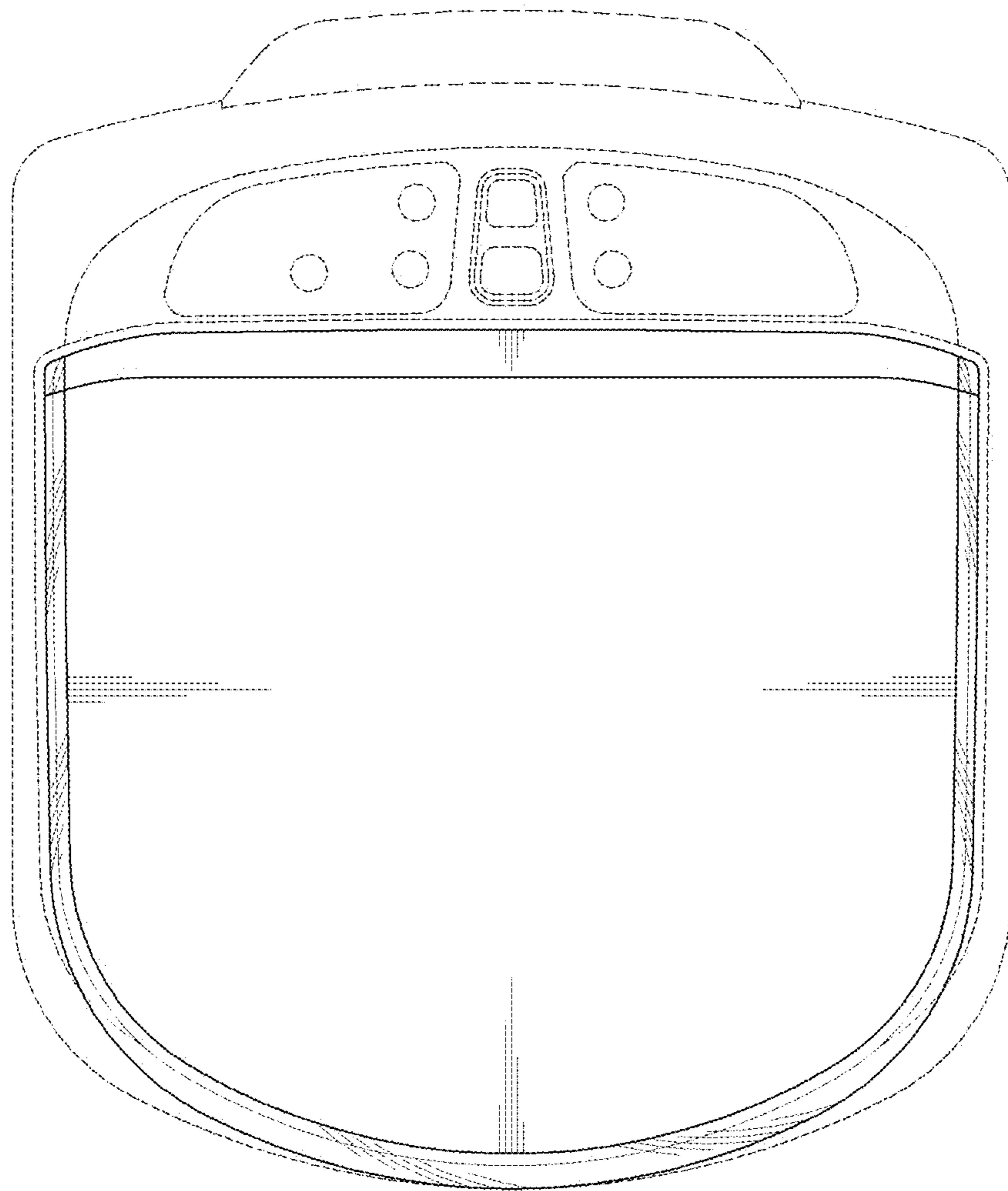




Fig. 7

