



(12) **United States Design Patent**
Roberson et al.

(10) **Patent No.:** **US D730,591 S**
(45) **Date of Patent:** **** May 26, 2015**

(54) **DISHWASHER DOOR**

FOREIGN PATENT DOCUMENTS

(71) Applicant: **BSH Home Appliances Corporation**,
Irvine, CA (US)

CN 302081430 * 9/2012
KR 300432228.0000 * 11/2006

(72) Inventors: **Lindsay Roberson**, Durham, NC (US);
Thomas Ott, Neubiberg (DE)

(Continued)

(73) Assignee: **BSH Home Appliances Corporation**,
Irvine, CA (US)

OTHER PUBLICATIONS

(**) Term: **14 Years**

Modern freestanding dishwasher isolated on white, depositphoto.com, publish date Dec. 12, 2012, online, <http://depositphotos.com/13529965/stock-photo-modern-freestanding-dishwasher-isolated-on.html?sst=120&sqc=145&sqm=6665&sq=2urpxr>, [site visited Jan. 27, 2015 6:30:34 PM].*

(21) Appl. No.: **29/476,193**

(Continued)

(22) Filed: **Dec. 12, 2013**

Primary Examiner — Eric Goodman

Assistant Examiner — John R Yeh

Related U.S. Application Data

(62) Division of application No. 29/437,652, filed on Nov. 20, 2012, now Pat. No. Des. 702,896, which is a division of application No. 29/403,660, filed on Oct. 10, 2011, now Pat. No. Des. 677,843.

(74) *Attorney, Agent, or Firm* — James E. Howard; Andre Pallapies

(51) **LOC (10) Cl.** **15-05**

(57) **CLAIM**

The ornamental design for a dishwasher door, as shown and described.

(52) **U.S. Cl.**

USPC **D32/2**

(58) **Field of Classification Search**

USPC D32/1-3, 6, 25, 28, 29, 34; D23/226, D23/255, 271, 259-260, 268, 381; 312/109, 312/237 A; 134/56 R, 57 R, 57 D, 57 DL, 134/56 D, 58 R, 58 D, 58 DL, 25.2, 184; 68/3 R, 13 R, 27-28, 213-214, 232; D8/300-303, 315-317; D15/89, 79

DESCRIPTION

FIG. 1 is a front perspective view, from the top of a dishwasher door

FIG. 2 is a front view thereof;

FIG. 3 is a top view thereof;

FIG. 4 is a bottom view thereof;

FIG. 5 is a left side view thereof; with the right side view thereof being a mirror image thereof; and,

FIG. 6 is a front perspective view thereof taken from the bottom on a slightly reduced scale.

The broken lines of the dishwasher, dishwasher compartment and/or components thereof show surrounding structure or environment and do not form part of the claimed design.

The dotted lines represent the border between claimed and unclaimed subject matter and do not form a part of the claimed design.

See application file for complete search history.

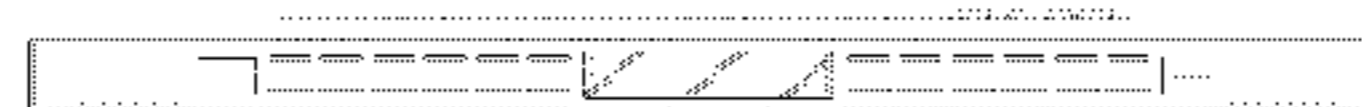
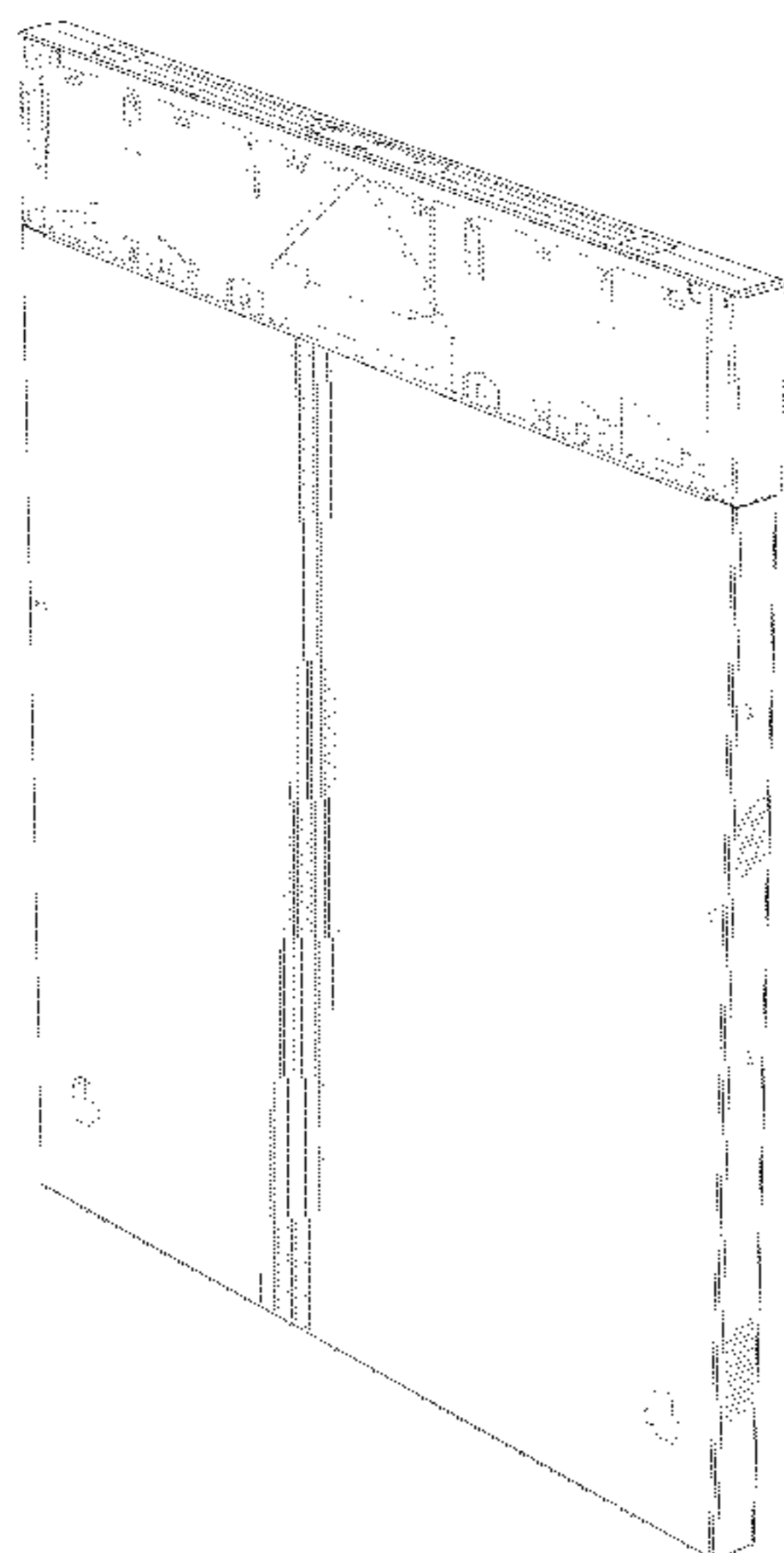
(56) **References Cited**

U.S. PATENT DOCUMENTS

4,732,431 A * 3/1988 Mason 312/109
D385,070 S * 10/1997 Hughes et al. D32/3

(Continued)

1 Claim, 4 Drawing Sheets



(56)

References Cited

U.S. PATENT DOCUMENTS

D391,695 S * 3/1998 Baldwin et al. D32/3
D437,982 S * 2/2001 Jeong D32/2
D441,149 S * 4/2001 Bournay et al. D32/3
D441,150 S * 4/2001 Bournay et al. D32/3
D495,104 S * 8/2004 Kaczmarek D32/3
D513,097 S * 12/2005 Kim D32/2
D538,983 S * 3/2007 Green et al. D32/3
D539,992 S * 4/2007 Yamamoto et al. D32/2
D577,869 S * 9/2008 Tartan et al. D32/2
D672,101 S * 12/2012 Eng et al. D32/3
2010/0139722 A1 * 6/2010 Koch et al. 134/57 D

FOREIGN PATENT DOCUMENTS

KR 300483074.0000 * 3/2008
RU 00068143 * 10/2008
RU 00082091 * 6/2012

OTHER PUBLICATIONS

Open dish washer machine on black hardwood kitchen, depositphoto.com, publish date Aug. 19, 2012, online, <http://depositphotos.com/12268918/stock-photo-open-dish-washer-machine-on.html?sst=0&sqc=6&sqm=29&sq=52ap6l>, [site visited Jan. 27, 2015 6:55:48 PM].*

* cited by examiner




Fig. 1

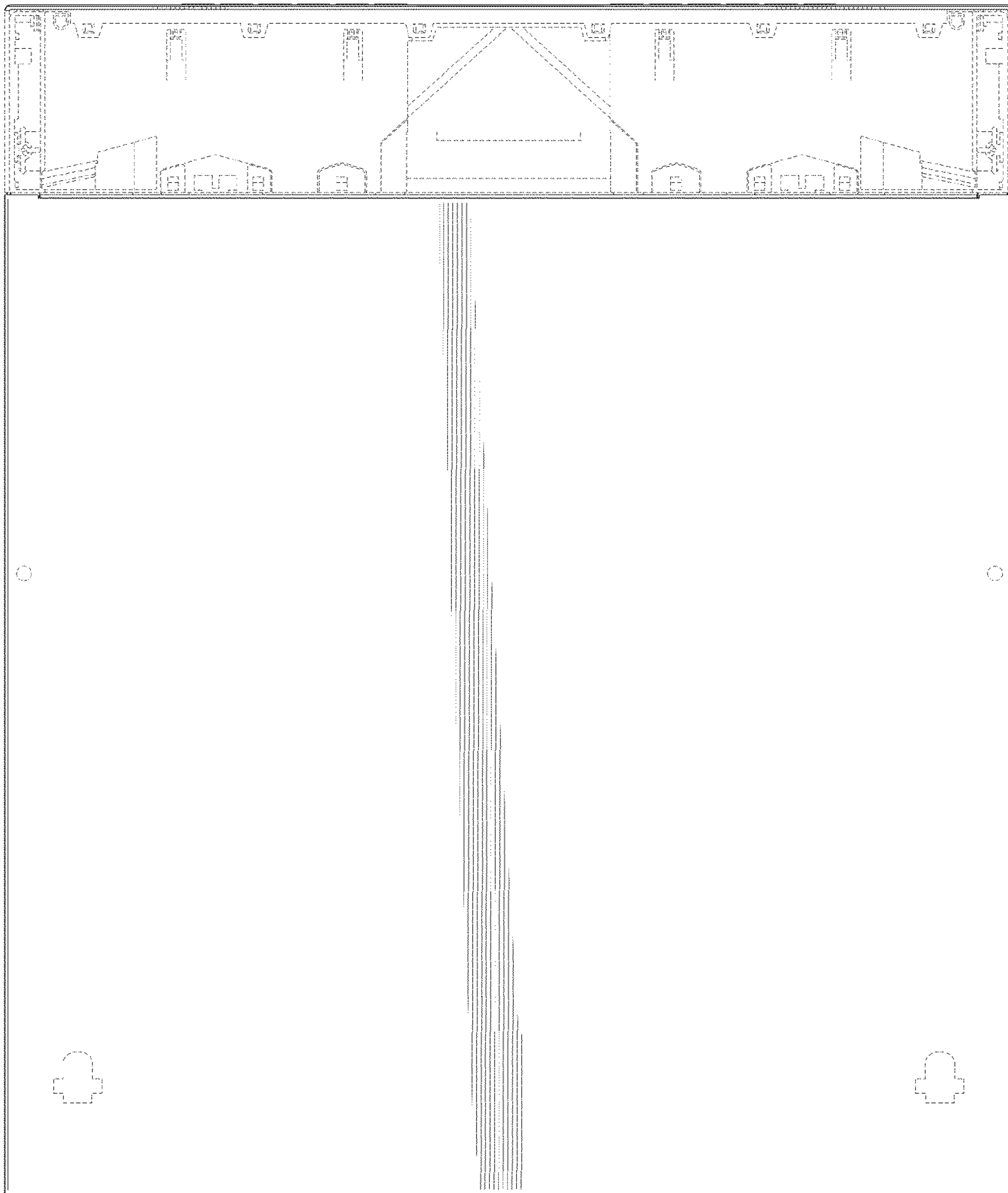


Fig. 2

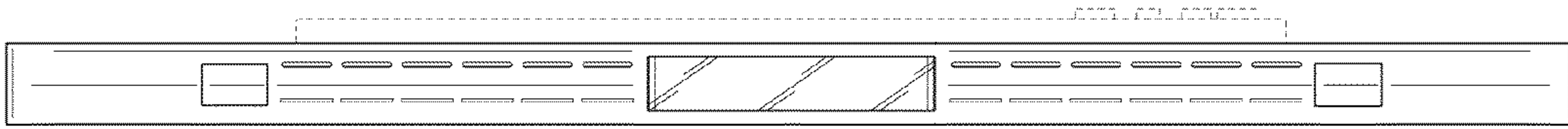


Fig. 3

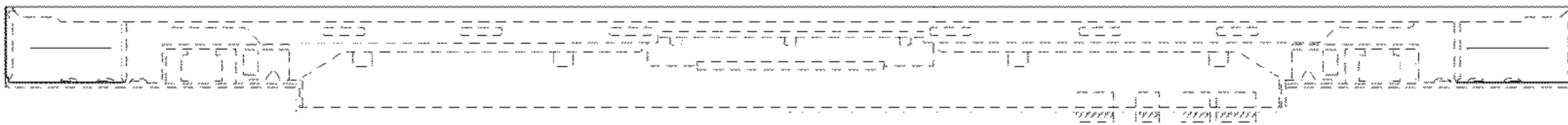


Fig. 4



Fig. 5

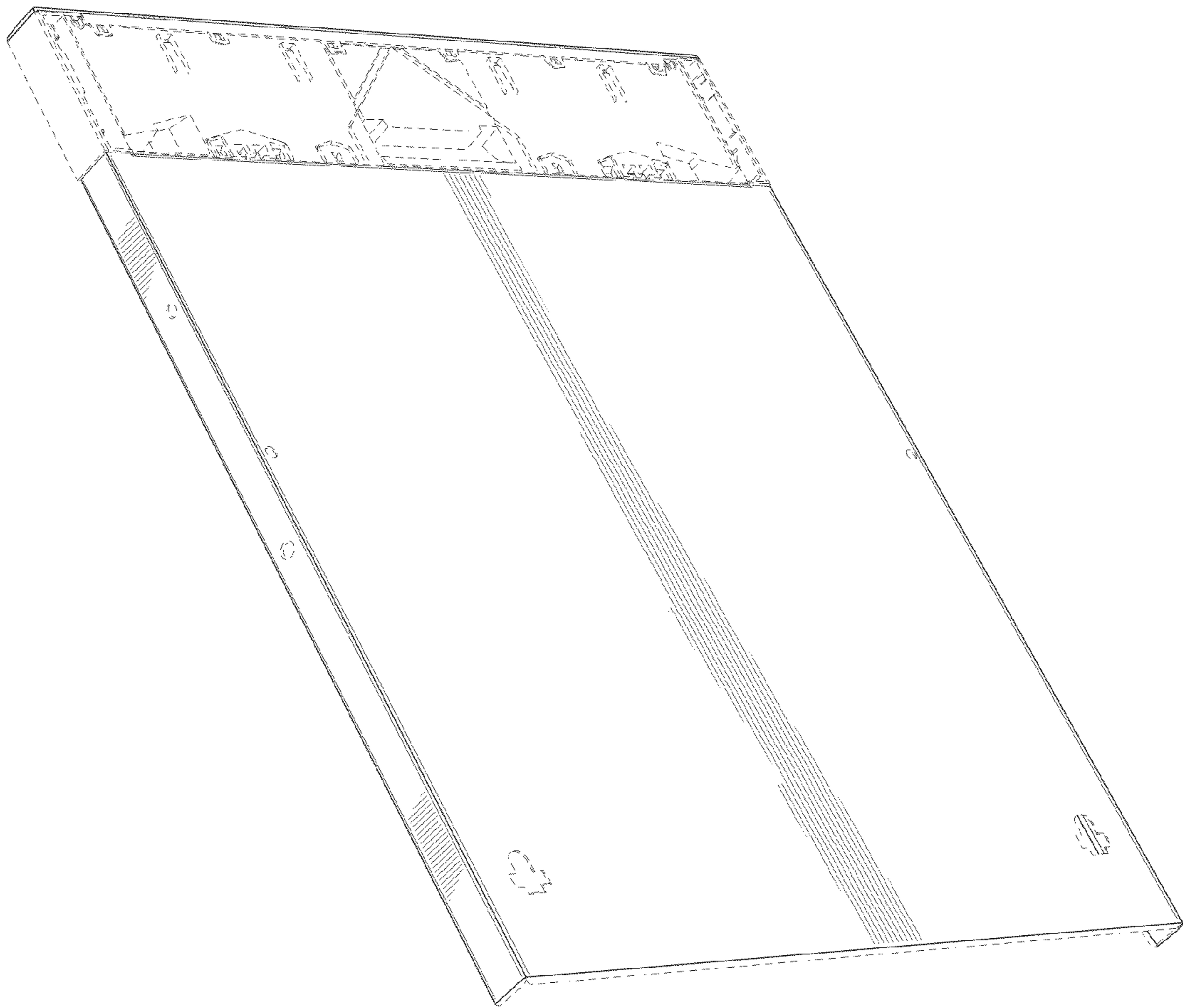


Fig. 6