

US00D730580S

(12) **United States Design Patent**  
**Palmer et al.**

(10) **Patent No.:** **US D730,580 S**

(45) **Date of Patent:** **\*\* \*May 26, 2015**

(54) **CLIPPER**

(71) Applicant: **Medline Industries, Inc.**, Mundelein, IL (US)

(72) Inventors: **Bradley Palmer**, Chicago, IL (US);  
**Chenglin Zheng**, Henan Province (CN)

(73) Assignee: **MEDLINE INDUSTRIES, INC.**,  
Mundelein, IL (US)

(\*) Notice: This patent is subject to a terminal disclaimer.

(\*\*) Term: **14 Years**

(21) Appl. No.: **29/493,867**

(22) Filed: **Jun. 13, 2014**

**Related U.S. Application Data**

(63) Continuation of application No. 29/446,416, filed on Feb. 22, 2013, now Pat. No. Des. 711,044.

(51) **LOC (10) Cl.** ..... **28-03**

(52) **U.S. Cl.**  
USPC ..... **D28/53**

(58) **Field of Classification Search**  
CPC ..... B26B 19/12; B26B 19/00; B26B 19/06;  
B26B 19/063; B26B 19/066; B26B  
19/3806–19/3893  
USPC ..... D28/44–48, 49–54; 30/34.05, 32, 34.1,  
30/34.2, 43–43.92, 526–527, 44–45, 341,  
30/195–222, 272.1, 226–227, 231,  
30/233–233.5

See application file for complete search history.

(56) **References Cited**

**U.S. PATENT DOCUMENTS**

D283,061 S 3/1986 Kitashima et al.  
D304,866 S 11/1989 Yonezawa et al.  
D341,003 S 11/1993 Muramatsu et al.  
D342,345 S 12/1993 Yonezawa  
D377,404 S \* 1/1997 Izumi ..... D28/49

D405,924 S \* 2/1999 Leberherz ..... D28/53  
D454,980 S 3/2002 Long et al.  
D484,642 S 12/2003 Lau  
D519,243 S 4/2006 Kling  
D524,485 S 7/2006 Izumi et al.  
D535,786 S 1/2007 Gianninin et al.  
D566,898 S 4/2008 Hara  
D567,443 S 4/2008 Giannini  
D567,446 S 4/2008 Hara et al.  
D651,747 S 1/2012 Nitsch et al.  
D675,377 S \* 1/2013 Boulanger ..... D28/46  
D696,460 S \* 12/2013 Prat-Pfister et al. .... D28/53  
D698,079 S \* 1/2014 Zheng et al. .... D28/53  
D698,493 S \* 1/2014 Zheng et al. .... D28/53  
2003/0145469 A1 8/2003 Ogawa et al.

**FOREIGN PATENT DOCUMENTS**

CN 301277151 6/2010  
CN 301847633 2/2012  
CN 302046412 8/2012  
EM 001690918-0020 4/2010  
EM 001357644-0001 1/2013  
EM 002174748-0002 1/2013  
EP 1932633 B1 3/2010  
JP D1320543 2/2008

\* cited by examiner

*Primary Examiner* — Jennifer Rivard

(74) *Attorney, Agent, or Firm* — McAndrews Held & Malloy, Ltd.

(57) **CLAIM**

The ornamental design for a clipper, as shown and described.

**DESCRIPTION**

FIG. 1 is a front, right, bottom perspective view of a clipper showing our new design;

FIG. 2 is a front perspective view thereof;

FIG. 3 is a rear elevation view thereof;

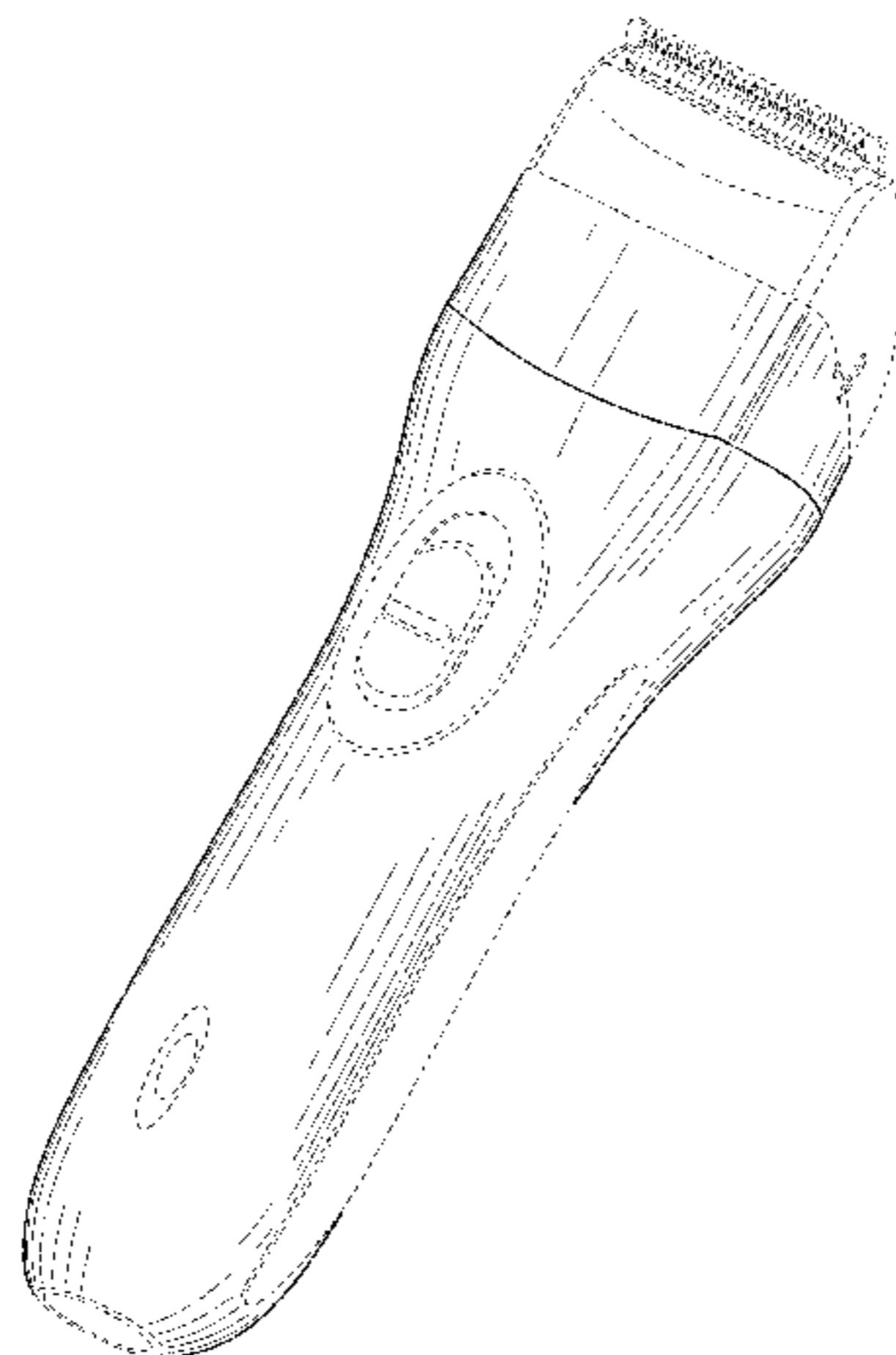
FIG. 4 is a right side elevation view thereof;

FIG. 5 is a left side elevation view thereof; and,

FIG. 6 is a bottom plan view thereof.

The dashed broken lines are for the purpose of illustrating portions of the clipper and form no part of the claimed design.

**1 Claim, 3 Drawing Sheets**



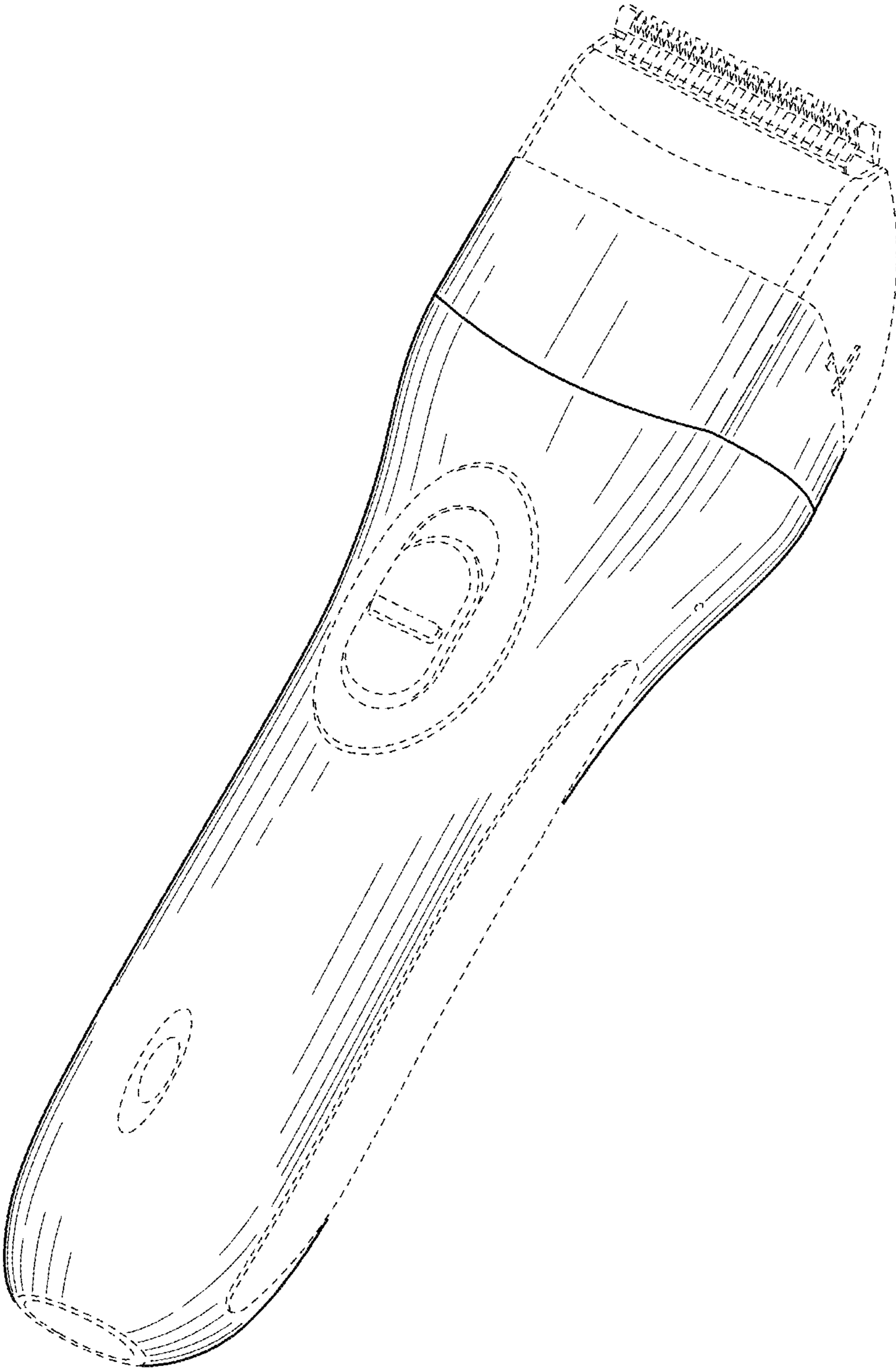


FIG. 1

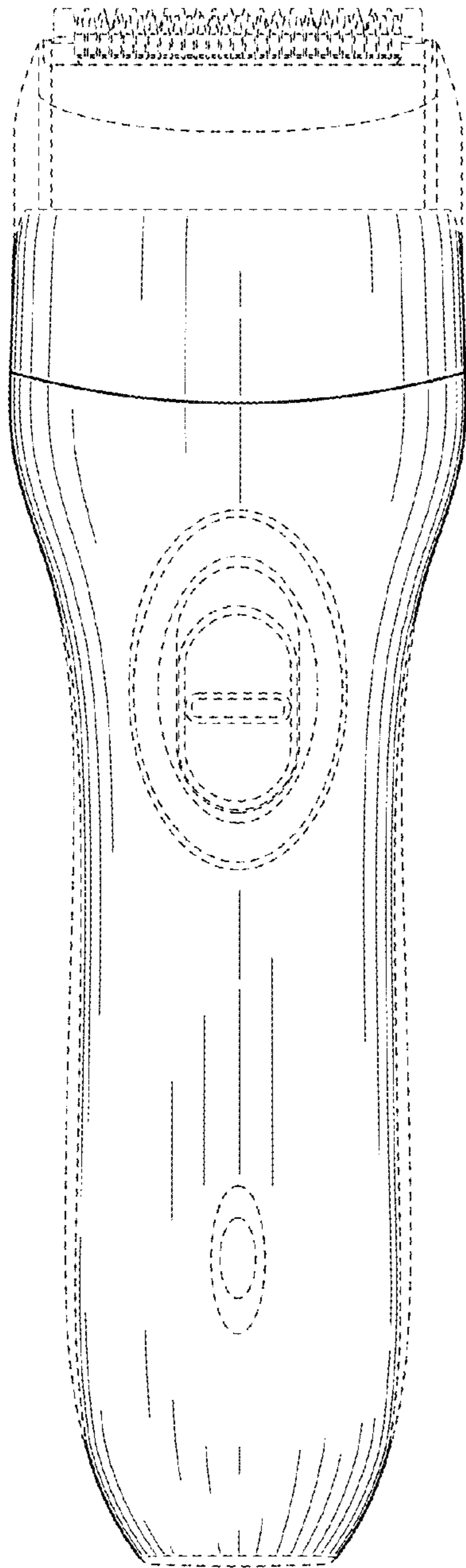


FIG. 2

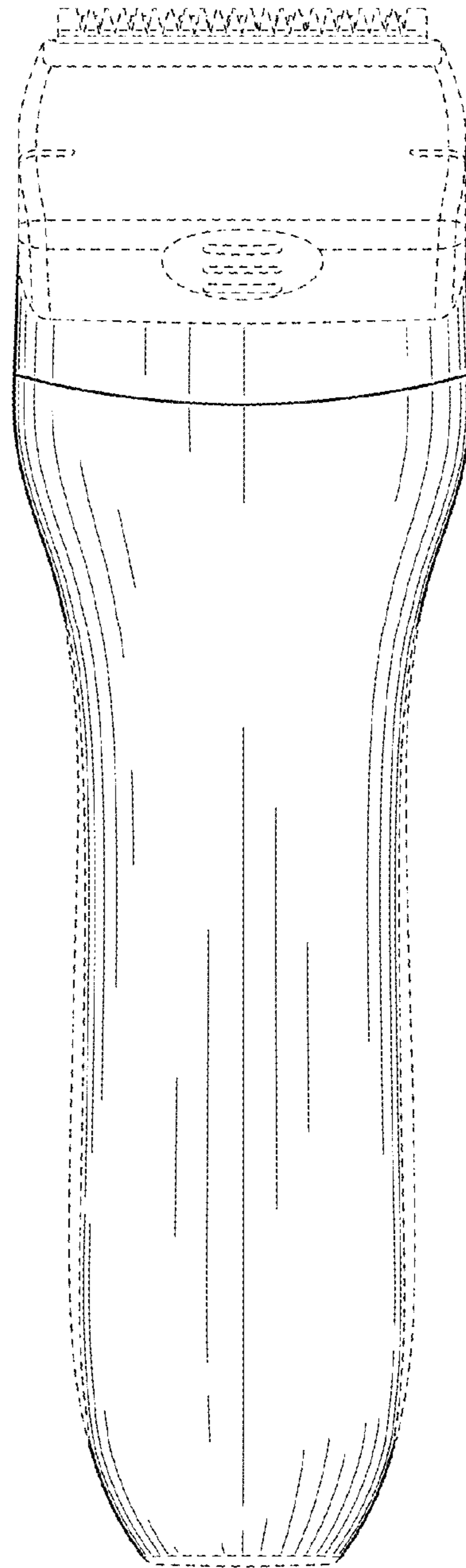


FIG. 3

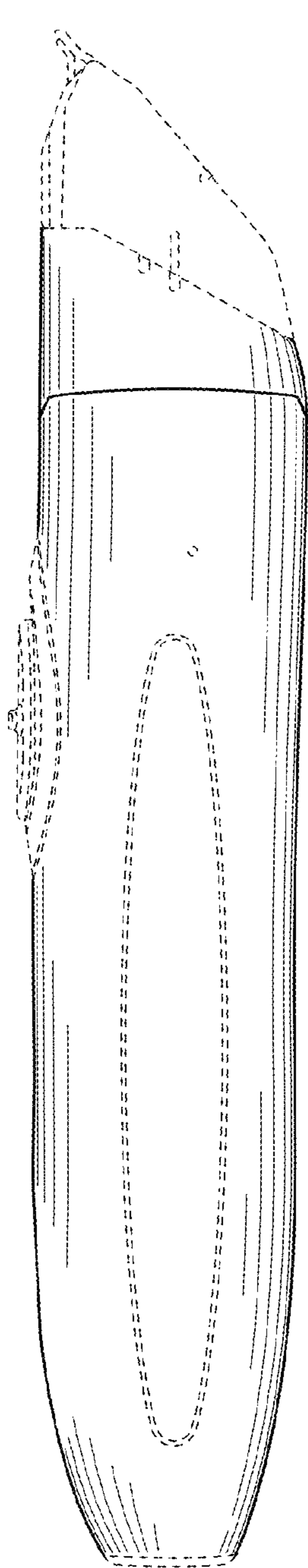


FIG. 4

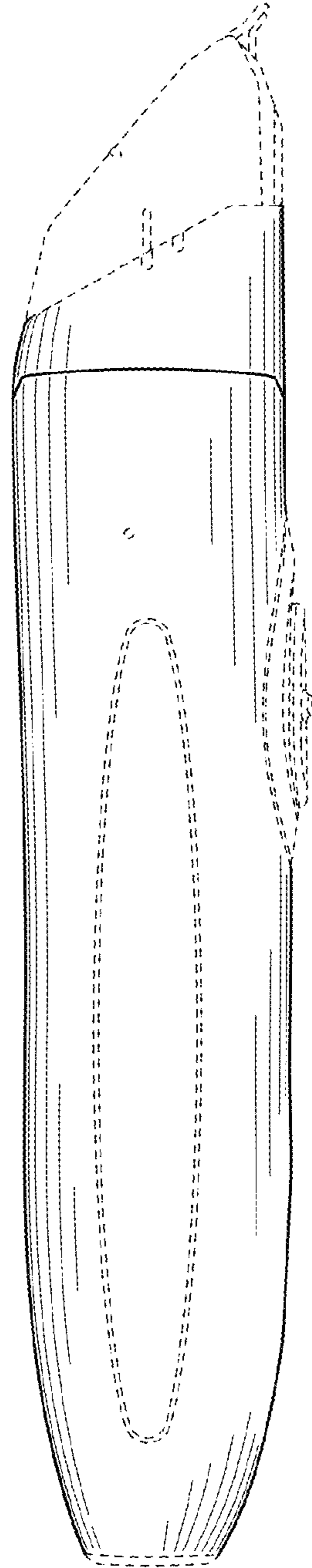


FIG. 5

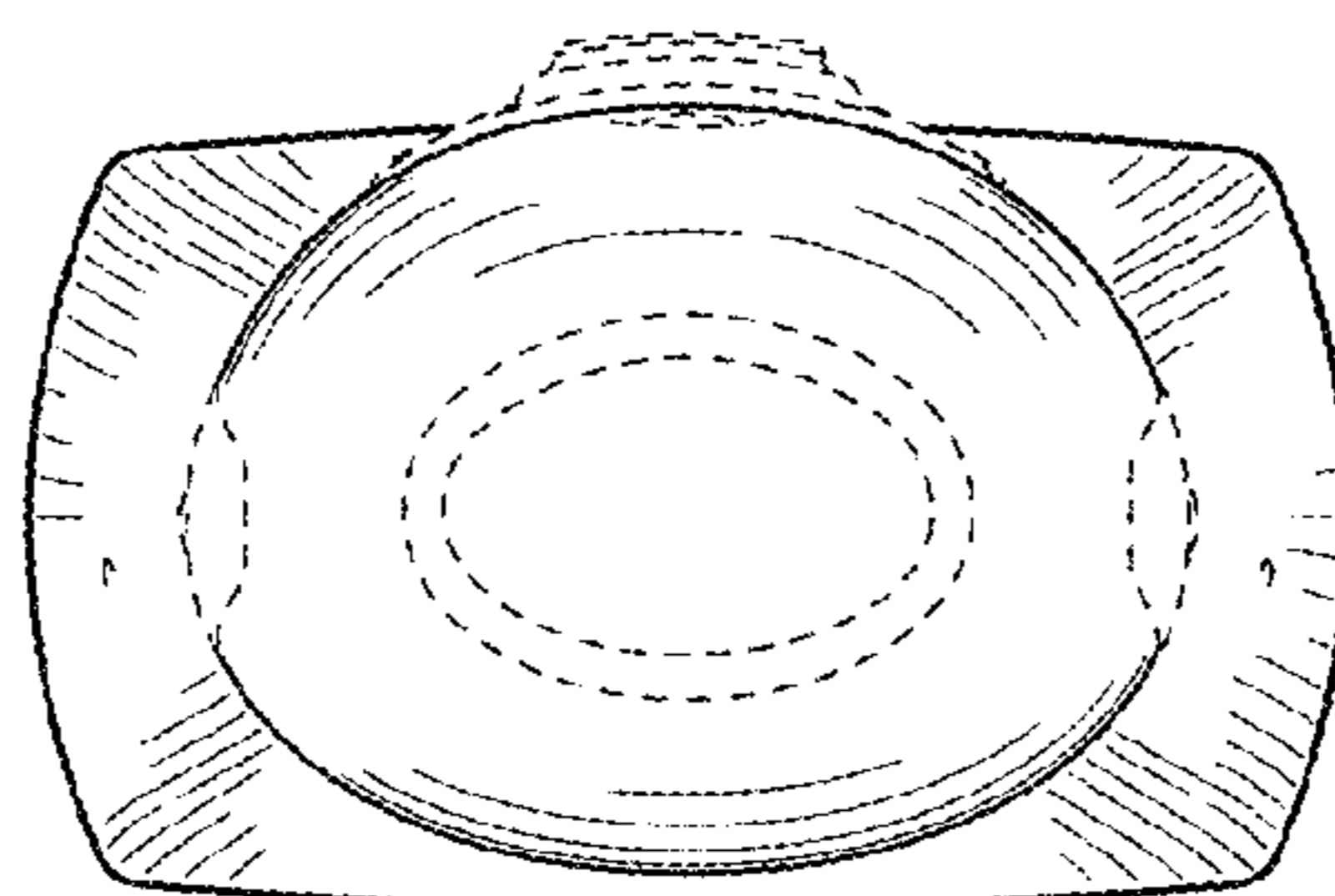


FIG. 6