

US00D730571S

(12) **United States Design Patent**
Chen

(10) **Patent No.:** **US D730,571 S**

(45) **Date of Patent:** **** May 26, 2015**

(54) **ELECTRONIC CIGARETTE**

(56) **References Cited**

(71) Applicant: **SHENZHEN SMOORE TECHNOLOGY LIMITED**, Shenzhen (CN)

U.S. PATENT DOCUMENTS

(72) Inventor: **Zhiping Chen**, Shenzhen (CN)

| | | | | | | |
|--------------|----|---|---------|-------------------|-------|---------|
| D590,990 | S | * | 4/2009 | Hon | | D27/101 |
| D590,991 | S | * | 4/2009 | Hon | | D27/101 |
| D644,375 | S | * | 8/2011 | Zhou | | D27/101 |
| D653,803 | S | * | 2/2012 | Timmermans | | D27/163 |
| D687,181 | S | * | 7/2013 | Goch | | D27/101 |
| D688,416 | S | * | 8/2013 | Liu | | D27/101 |
| D695,450 | S | * | 12/2013 | Benassayag et al. | | D27/163 |
| D707,389 | S | * | 6/2014 | Liu | | D27/194 |
| 2012/0260926 | A1 | * | 10/2012 | Tu et al. | | 131/329 |
| 2013/0068239 | A1 | * | 3/2013 | Youn | | 131/273 |
| 2013/0180533 | A1 | * | 7/2013 | Kim et al. | | 131/273 |

(73) Assignee: **Shenzhen Smoore Technology Limited**, Shenzhen (CN)

(**) Term: **14 Years**

* cited by examiner

(21) Appl. No.: **29/479,127**

Primary Examiner — Susan Bennett Hattan

(22) Filed: **Jan. 13, 2014**

Assistant Examiner — Janice Hallmark

(30) **Foreign Application Priority Data**

(74) *Attorney, Agent, or Firm* — Rosenberg, Klein & Lee

Oct. 14, 2013 (CN) 2013 3 0484095

(51) **LOC (10) Cl.** **27-01**

(57) **CLAIM**

The ornamental design for an electronic cigarette, as shown and described.

(52) **U.S. Cl.**

USPC **D27/101; D27/163**

DESCRIPTION

(58) **Field of Classification Search**

CPC A24F 1/02; A24F 1/04; A24F 1/06; A24F 1/08; A24F 1/10; A24F 1/12; A24F 1/14; A24F 1/22; A24F 9/16; A24F 47/002–47/008; A24F 1/30; A24F 47/00

USPC D27/100–101, 106, 143, 152, 161–172, D27/183–184, 187, 189, 190, 193–194; 131/220–222, 226, 173, 174, 194, 131/328–330, 270, 273; D7/584, 585; D9/500, 502; D11/143, 144, 146, 152; D24/110.5, 110

FIG. 1 is a perspective view of an electronic cigarette showing my new design;
 FIG. 2 is a front elevational view thereof;
 FIG. 3 is a rear elevational view thereof;
 FIG. 4 is a left-side elevational view thereof;
 FIG. 5 is a right-side elevational view thereof;
 FIG. 6 is a top plan view thereof; and,
 FIG. 7 is a bottom plan view thereof.
 The broken lines in the drawings depict parts of the electronic cigarette that form no part of the claimed design.

See application file for complete search history.

1 Claim, 4 Drawing Sheets



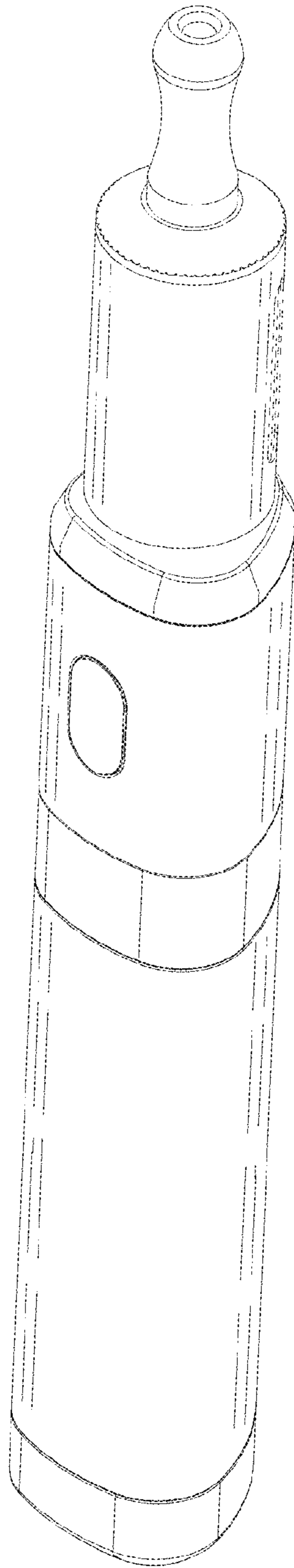


Fig. 1

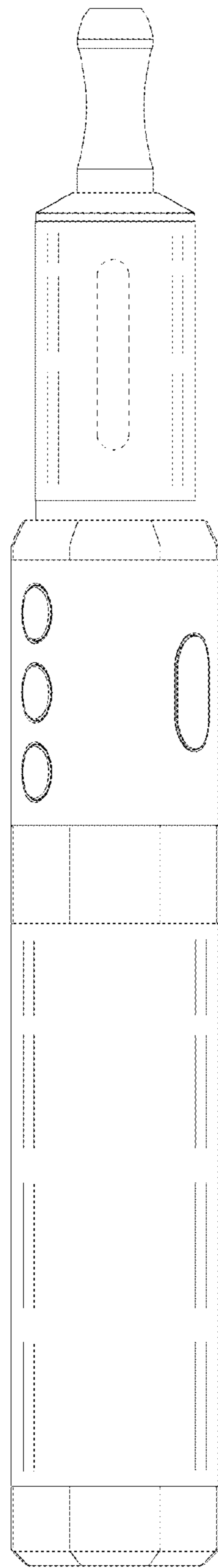


Fig. 2




Fig. 3

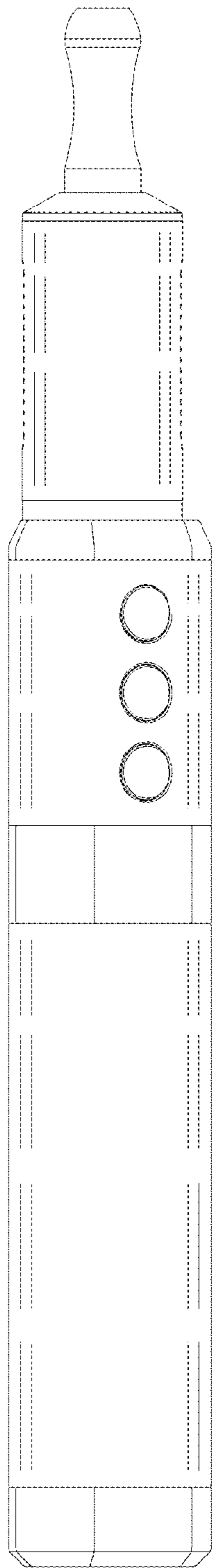


Fig. 4

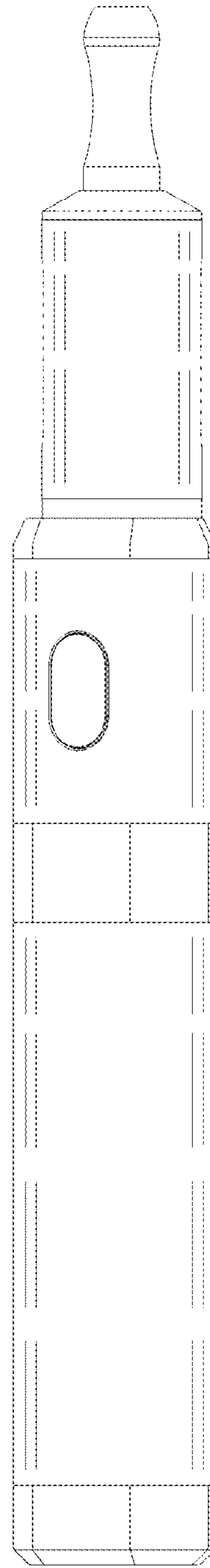


Fig. 5

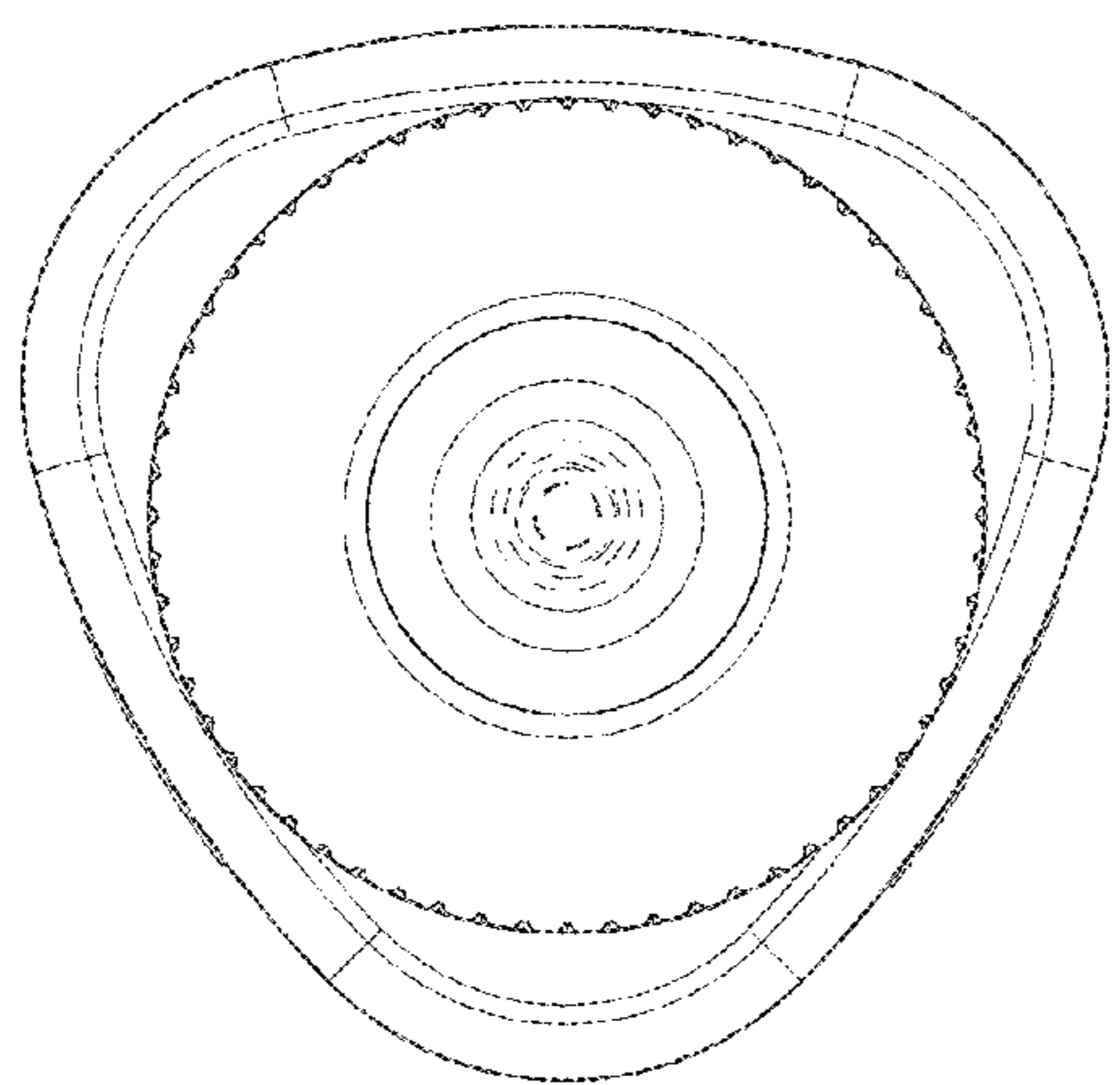


Fig. 6

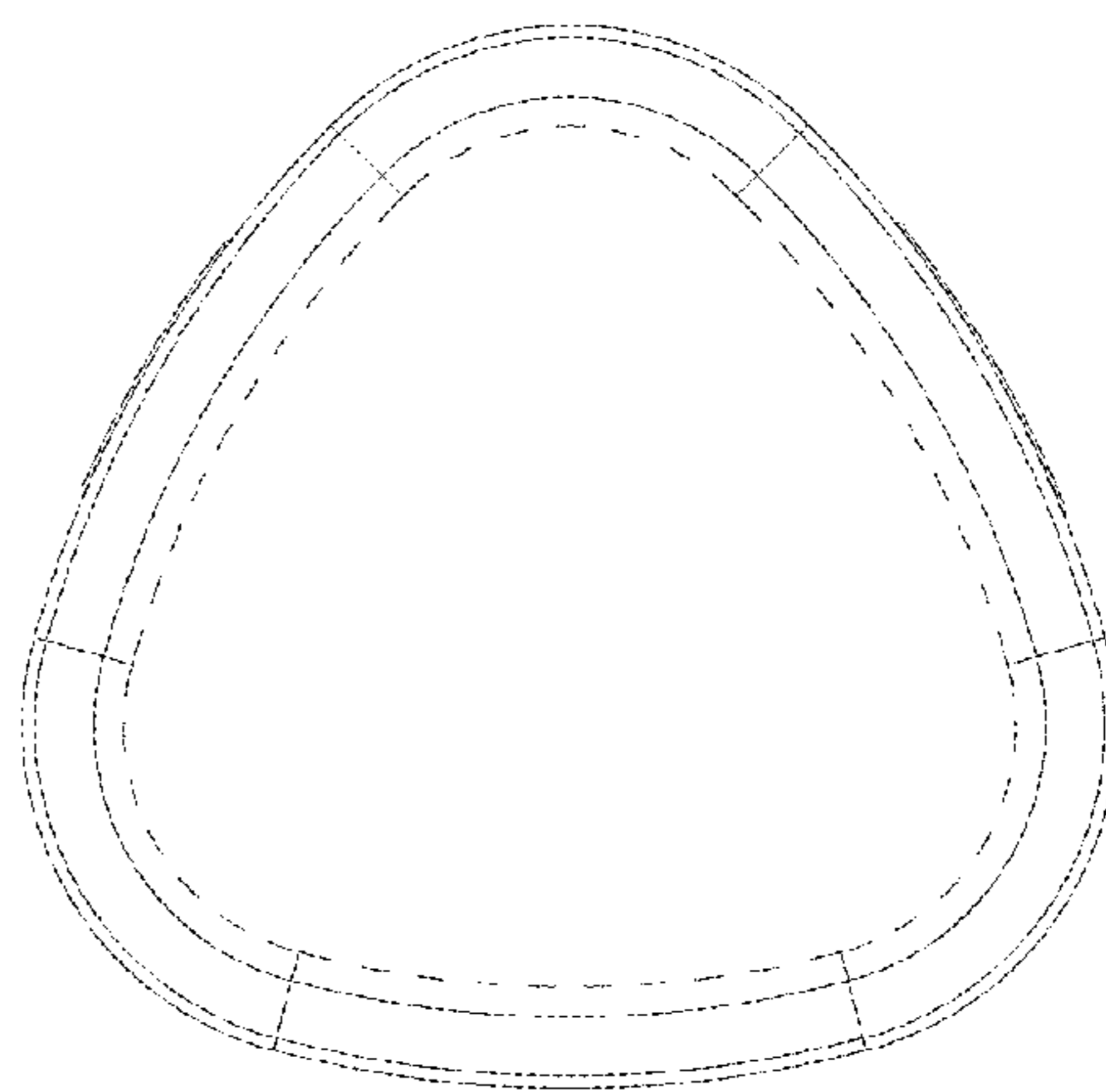


Fig. 7