



US00D730565S

(12) **United States Design Patent**  
**Johnson**

(10) **Patent No.:** **US D730,565 S**

(45) **Date of Patent:** **\*\* May 26, 2015**

(54) **OCTOPUS NIGHTLIGHT**

(71) Applicant: **CLOUD B, INC.**, Gardena, CA (US)

(72) Inventor: **Jeffery Wayne Johnson**, Lawndale, CA (US)

(73) Assignee: **CLOUD B, INC.**, Gardena, CA (US)

(\*\*) Term: **14 Years**

(21) Appl. No.: **29/439,807**

(22) Filed: **Dec. 14, 2012**

(51) **LOC (10) Cl.** ..... **26-03**

(52) **U.S. Cl.**  
USPC ..... **D26/98**

(58) **Field of Classification Search**

CPC ..... F21L 4/00; F21S 9/02; F21S 48/145;  
F21S 6/00; F21S 8/08; F21S 4/005; F21V  
21/30

USPC ..... D26/24, 93, 94, 98; D11/131, 157;  
D21/398, 483; 362/186, 257, 311.01,  
362/311.06, 362, 806, 808

See application file for complete search history.

(56) **References Cited**

**U.S. PATENT DOCUMENTS**

D93,047 S \* 8/1934 Porter ..... D26/98  
D223,720 S \* 5/1972 Klupp ..... D26/94

D395,930 S \* 7/1998 Leadbetter ..... D21/601  
D429,366 S \* 8/2000 Lin ..... D26/94  
D493,909 S \* 8/2004 Sehl ..... D26/98  
D500,537 S \* 1/2005 Fong et al. .... D21/601  
D621,885 S \* 8/2010 Rappaport-Rowan ..... D21/601  
D670,852 S \* 11/2012 Lin ..... D26/94

\* cited by examiner

*Primary Examiner* — Brian N Vinson

(74) *Attorney, Agent, or Firm* — Brooks Acordia IP Law, P.C.

(57) **CLAIM**

The ornamental design for an octopus nightlight, as shown and described.

**DESCRIPTION**

FIG. 1 is a perspective view of an octopus nightlight showing our new design;

FIG. 2 is a front plan view of the embodiment of FIG. 1;

FIG. 3 is a rear plan view of the embodiment of FIG. 1;

FIG. 4 is a left side plan view of the embodiment of FIG. 1;

FIG. 5 is a right side plan view of the embodiment of FIG. 1,

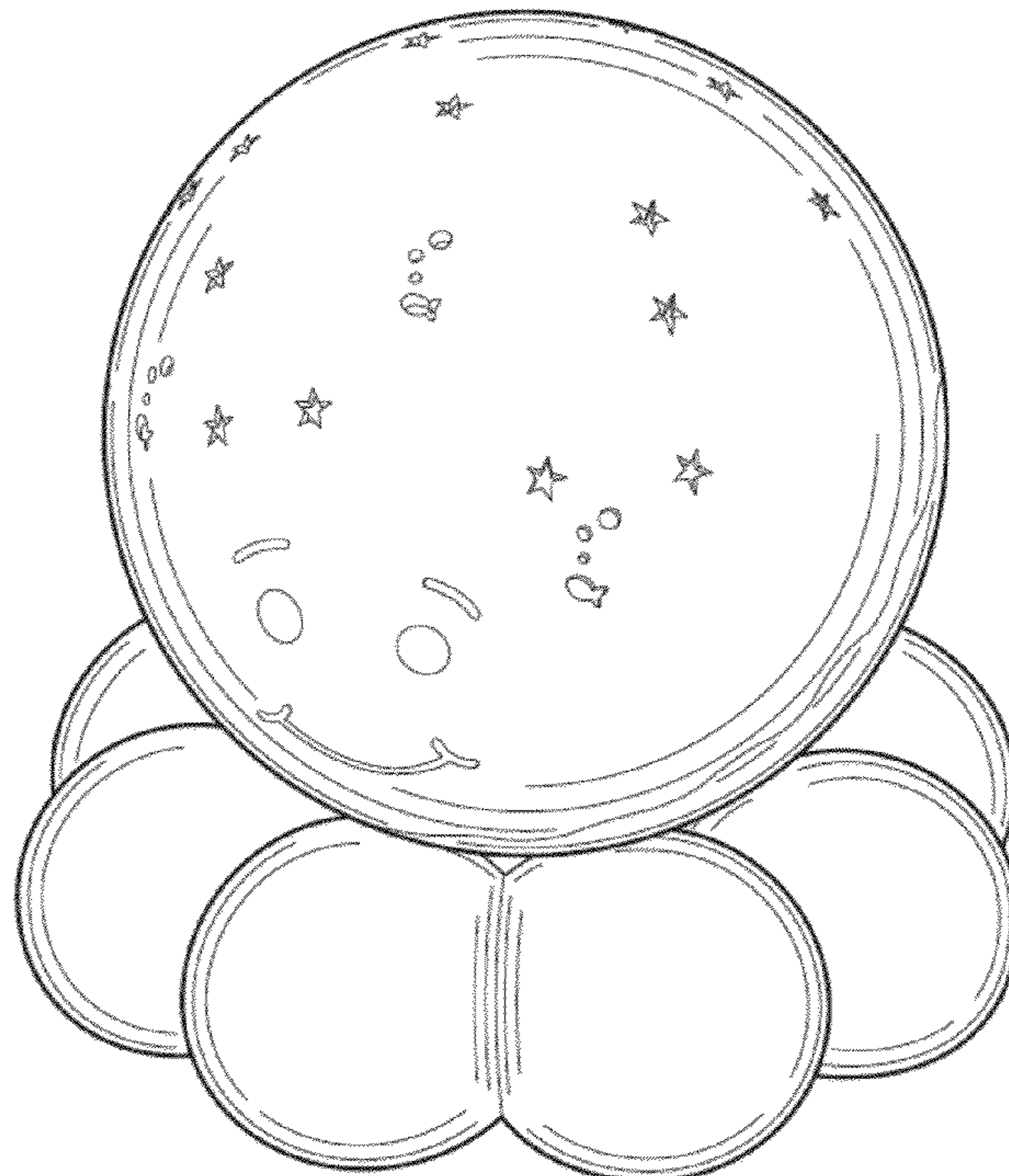
the left side plan view being identical;

FIG. 6 is a top plan view of the embodiment of FIG. 1; and,

FIG. 7 is a bottom plan view of the embodiment of FIG. 1.

Surface shading is used to shade FIGS. 1-7 to show clearly the character and contour of all surfaces of the 3-dimensional aspects of the design and form a part of the design sought to be protected.

**1 Claim, 2 Drawing Sheets**






FIG. 1




FIG. 2

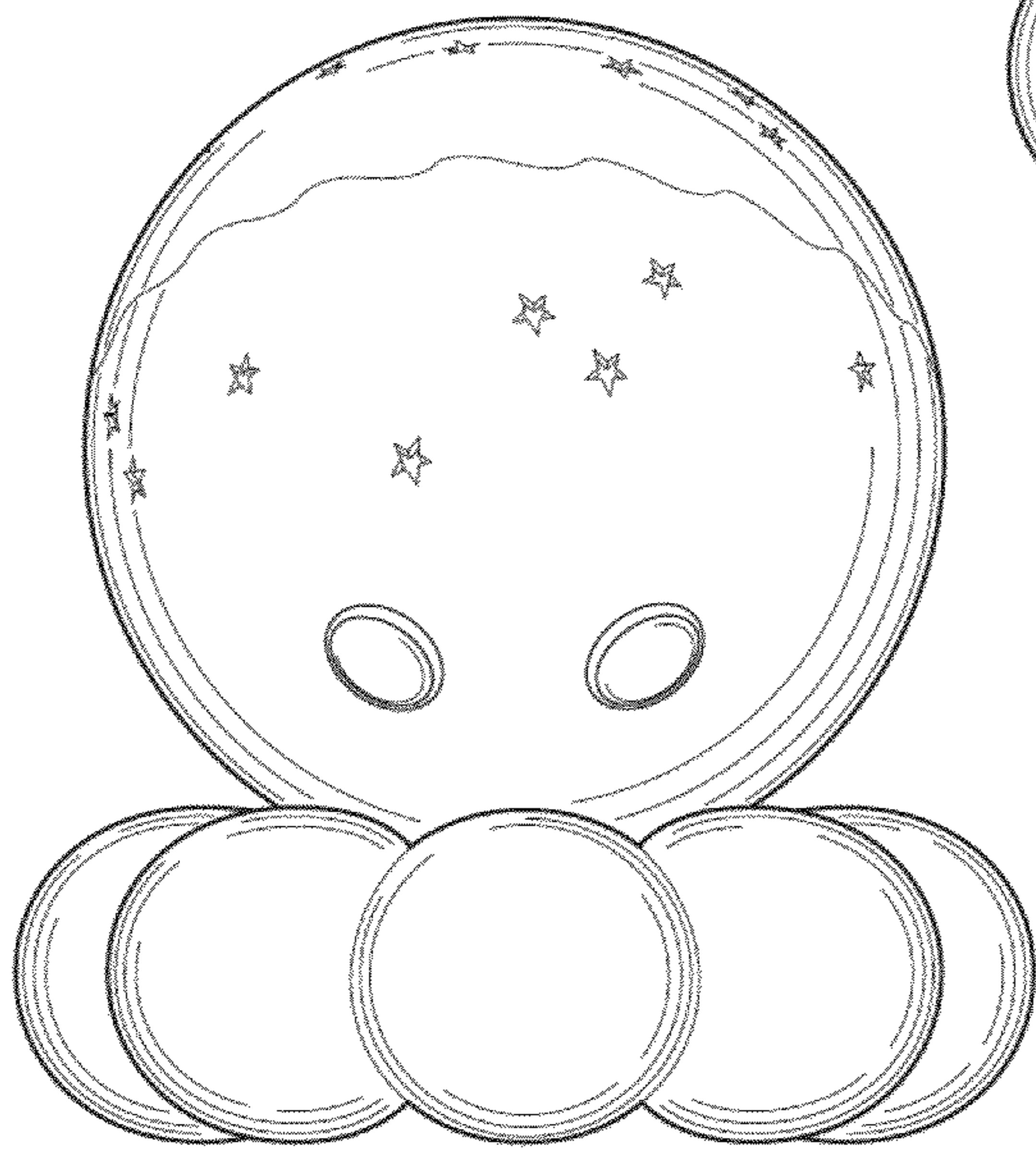


FIG. 3




FIG. 4

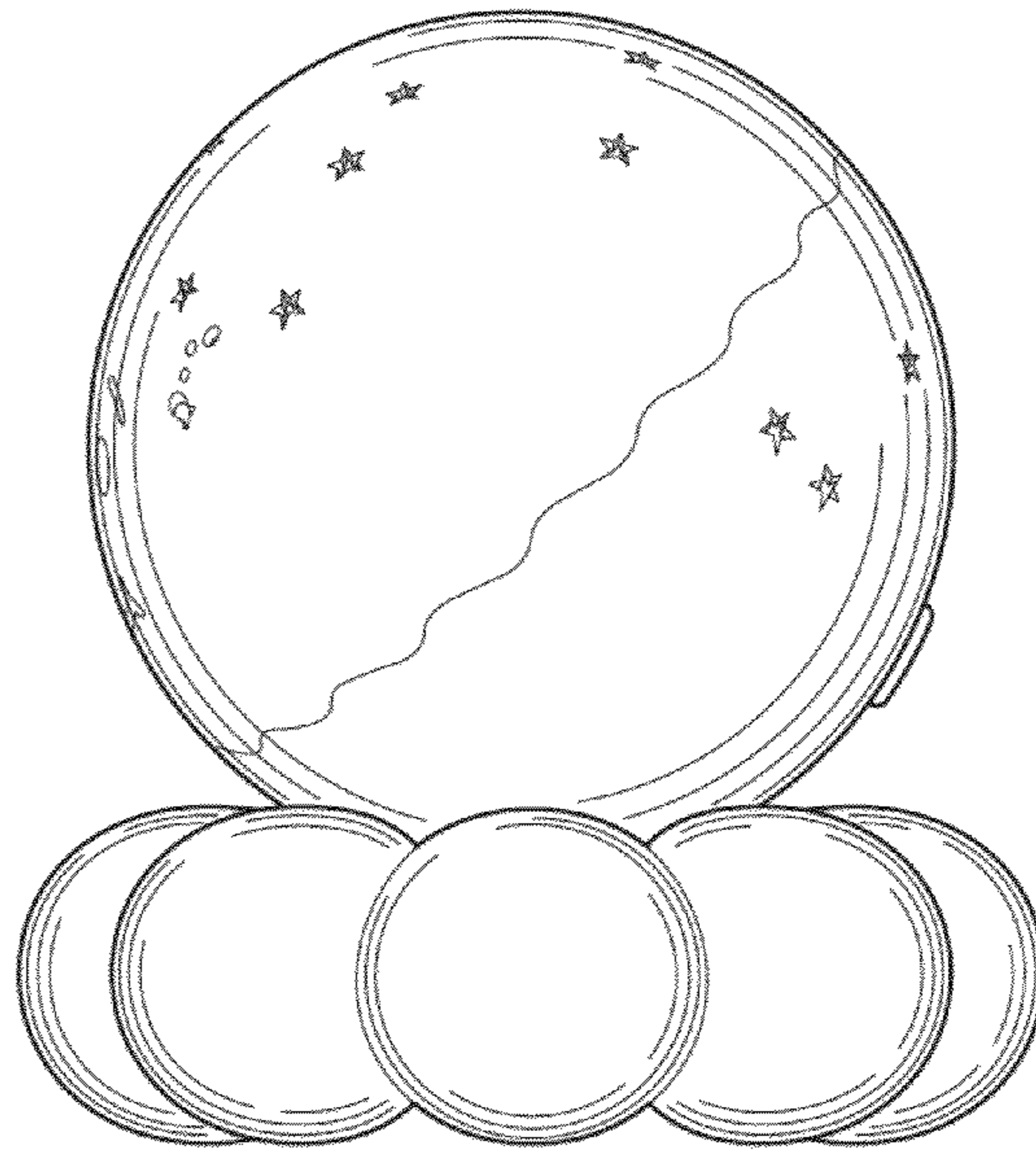


FIG. 5

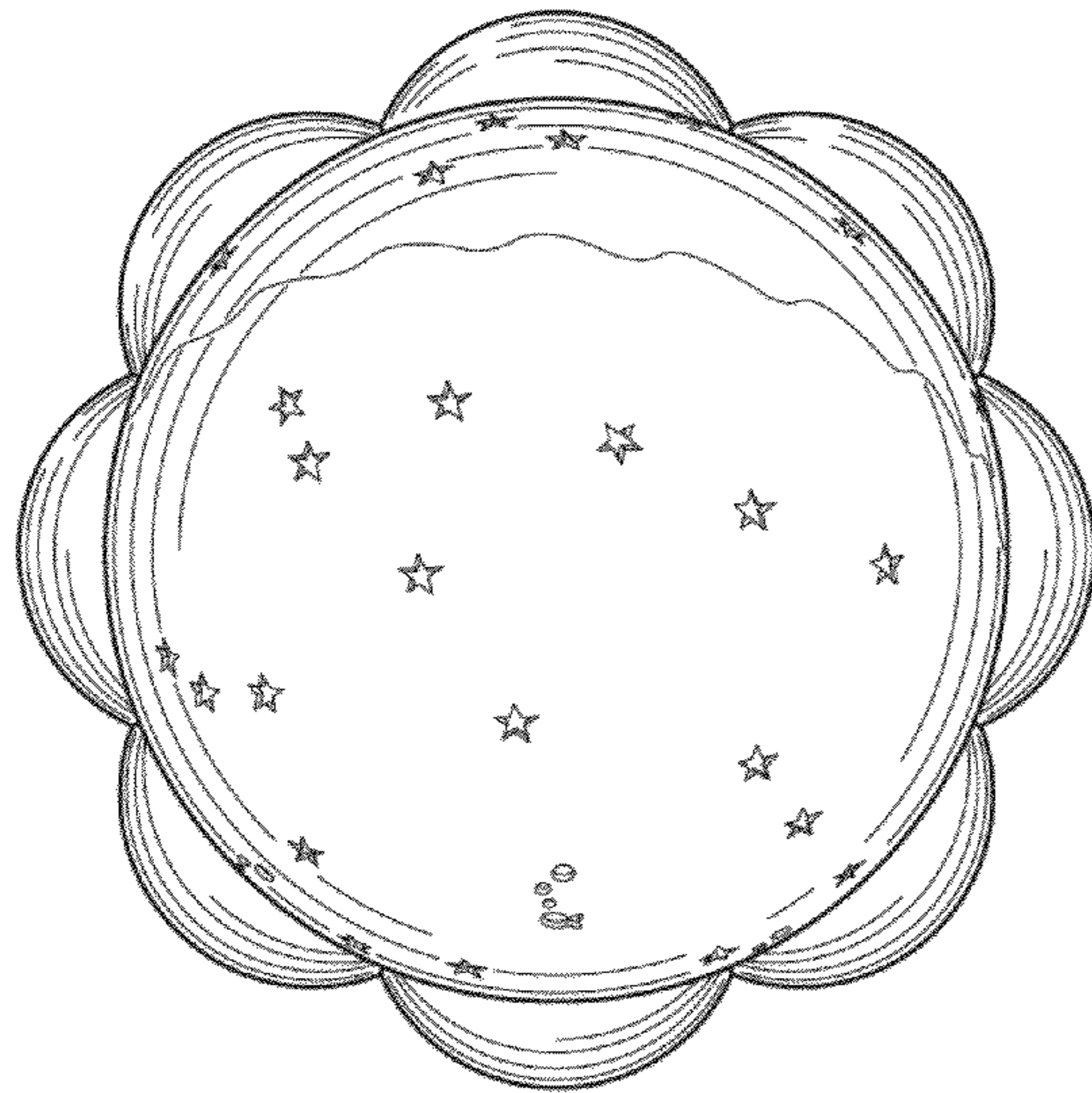


FIG. 6

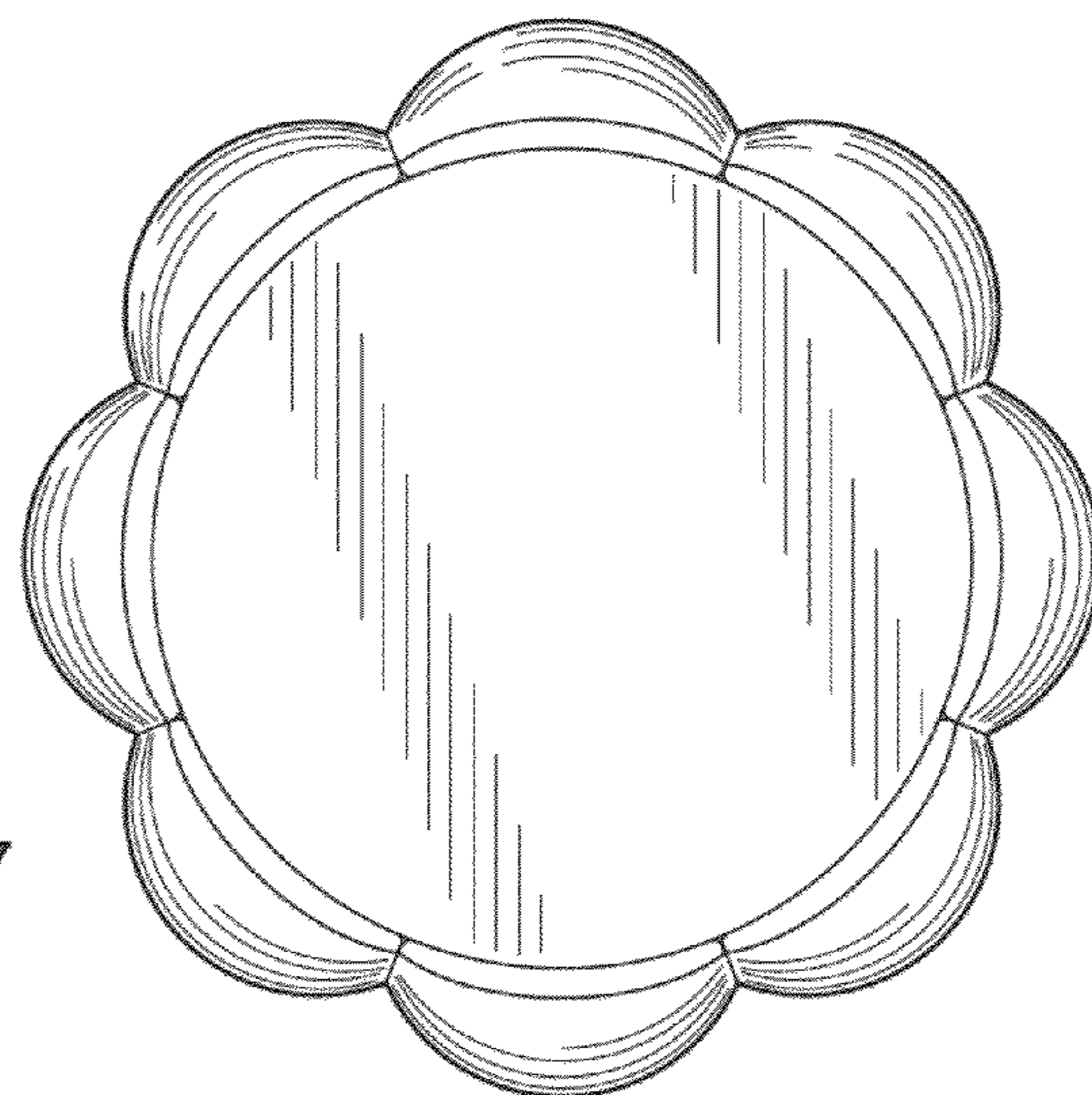


FIG. 7