



US00D730560S

(12) **United States Design Patent**  
**Tran et al.**

(10) **Patent No.:** **US D730,560 S**  
(45) **Date of Patent:** **\*\* May 26, 2015**

(54) **LUMINAIRE**

(71) Applicant: **ABL IP Holding, LLC**, Conyers, GA (US)

(72) Inventors: **Michael Trung Tran**, Oakland, CA (US); **Darren Blum**, San Mateo, CA (US); **Peter Y. Y. Ngai**, Alamo, CA (US); **Jeannine Wang**, Oakland, CA (US)

(73) Assignee: **ABL IP Holding, LLC**, Conyers, GA (US)

(\*\*) Term: **14 Years**

(21) Appl. No.: **29/492,463**

(22) Filed: **May 30, 2014**

(51) **LOC (10) Cl.** ..... **26-03**

(52) **U.S. Cl.**  
USPC ..... **D26/85**

(58) **Field of Classification Search**  
USPC ..... D26/72, 85, 87, 88, 89, 90, 91, 92, 118, D26/120; 362/147, 432, 404-408  
See application file for complete search history.

(56) **References Cited**

**U.S. PATENT DOCUMENTS**

D31,764 S *	10/1899	Locke	.....	D25/103
D424,232 S	5/2000	Tihany		
D595,007 S *	6/2009	Sabernig	.....	D26/85
D606,231 S	12/2009	Sabernig		
D606,701 S	12/2009	Chandler		
D608,935 S	1/2010	Pedersen		
D626,275 S	10/2010	Sabernig		
D646,423 S	10/2011	Chiu		
D666,762 S	9/2012	Gilad		
D669,207 S	10/2012	Chen		
8,313,215 B1	11/2012	Wawak-Umscheid et al.		
D676,997 S	2/2013	Tang et al.		
D681,260 S *	4/2013	Kitts	.....	D26/120

8,430,530 B2	4/2013	Aurongzeb et al.		
D683,066 S *	5/2013	Myung	.....	D26/120
D685,945 S	7/2013	Lindsley et al.		
D695,939 S *	12/2013	Fang	.....	D26/72
D697,248 S	1/2014	Martin		
D700,989 S *	3/2014	Rampolla et al.	.....	D26/90
8,678,605 B2 *	3/2014	Leadford	.....	362/147
D703,864 S	4/2014	Blum et al.		
D713,589 S *	9/2014	Blum et al.	.....	D26/85
D713,591 S *	9/2014	Blum et al.	.....	D26/85

\* cited by examiner

*Primary Examiner* — Clare E Heflin

(74) *Attorney, Agent, or Firm* — Beeson Skinner Beverly, LLP

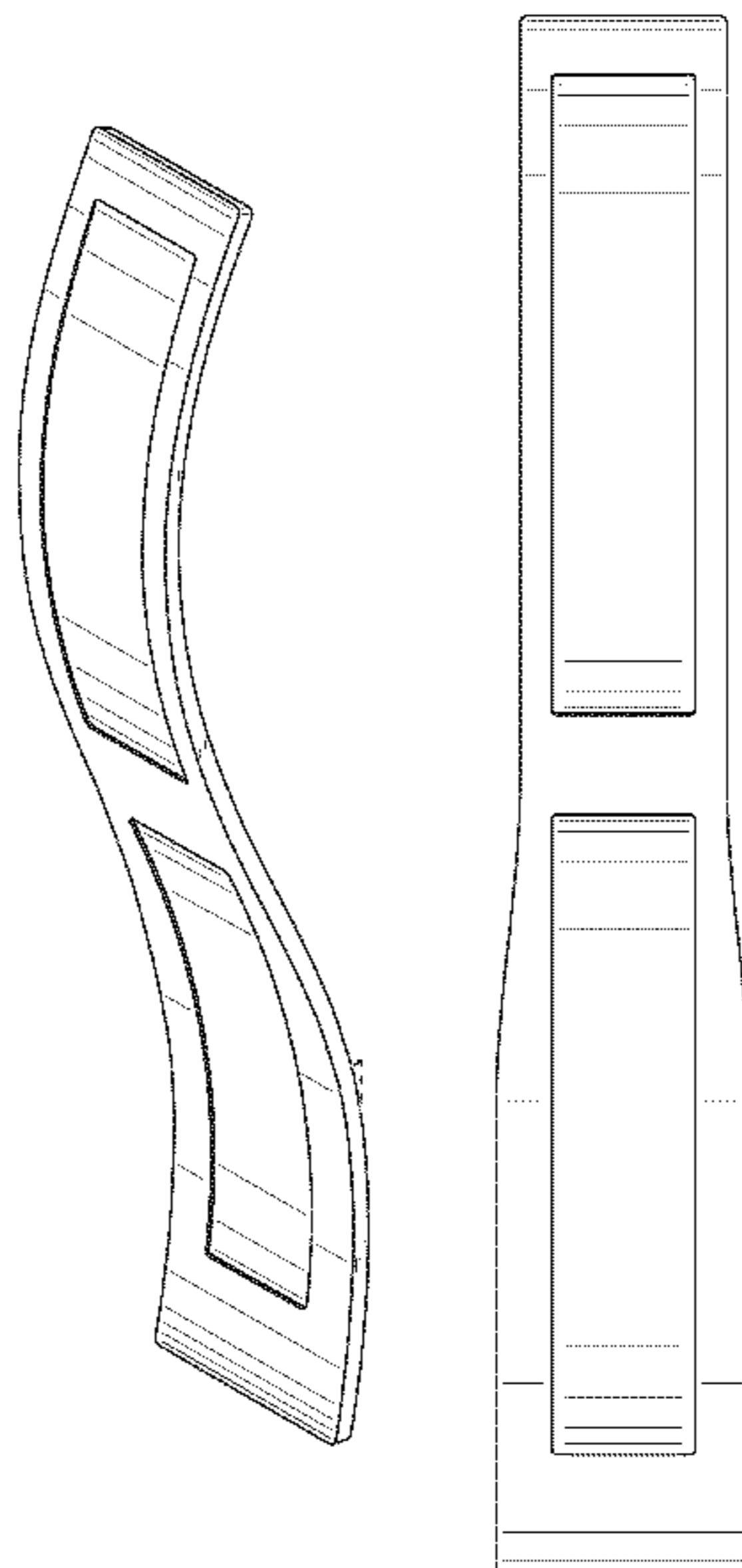
(57) **CLAIM**

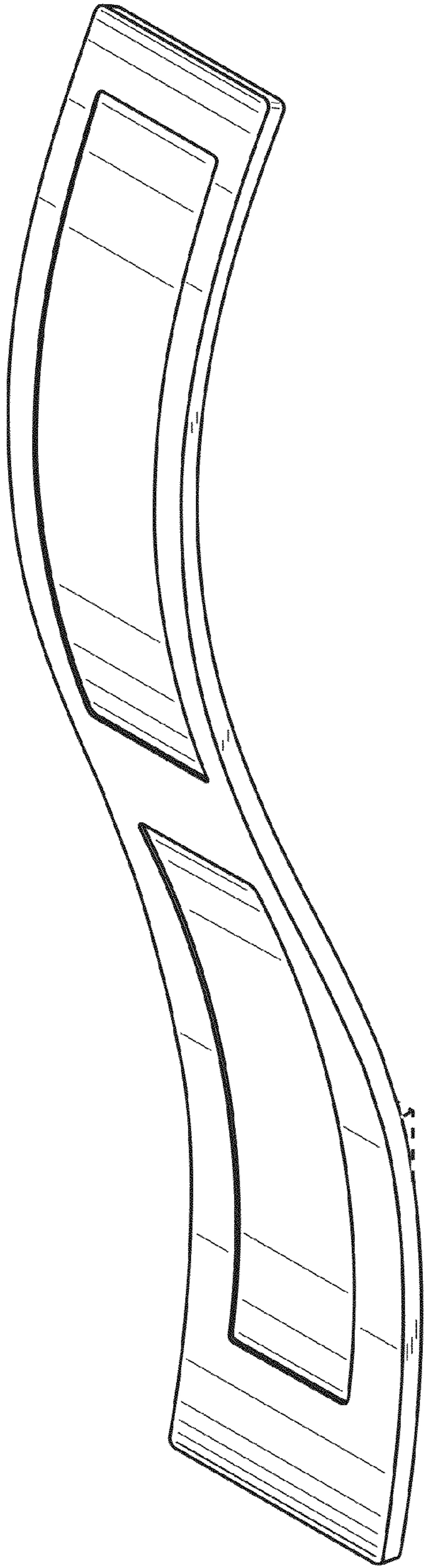
The ornamental design for a luminaire, as shown and described.

**DESCRIPTION**

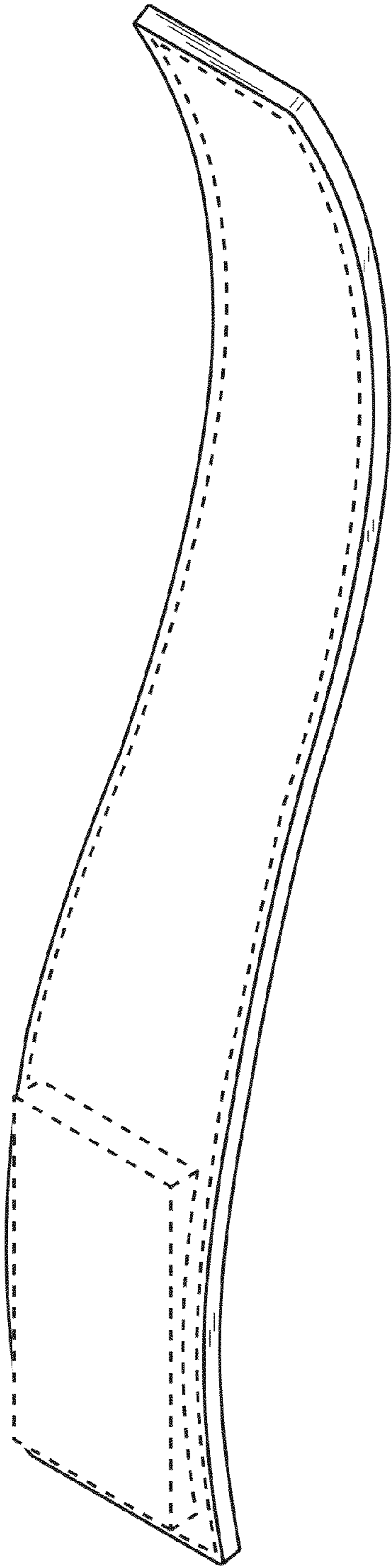
FIG. 1 is a front top perspective view of a luminaire showing our new design;  
 FIG. 2 is a rear top perspective view thereof;  
 FIG. 3 is a front elevational view thereof;  
 FIG. 4 is a right side elevational view thereof, the left side being a mirror image;  
 FIG. 5 is a rear elevational view thereof;  
 FIG. 6 is a top plan view thereof; and,  
 FIG. 7 is a bottom plan view thereof.  
 The broken boundary lines shown in the rear of the luminaire in FIGS. 2, 5, 6, and 7 indicate the boundary of the design. The area within the boundary lines forms no part of the claimed design.  
 The broken line block shown in FIGS. 1, 2, 4, 5, 6, and 7 represents a mounting block for mounting the luminaire to a wall. The mounting block forms no part of the claimed design.

**1 Claim, 3 Drawing Sheets**






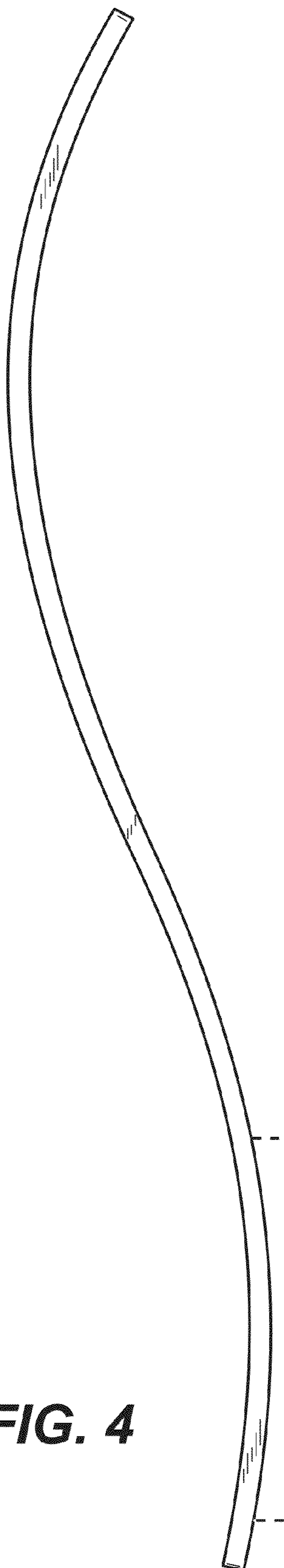
**FIG. 1**



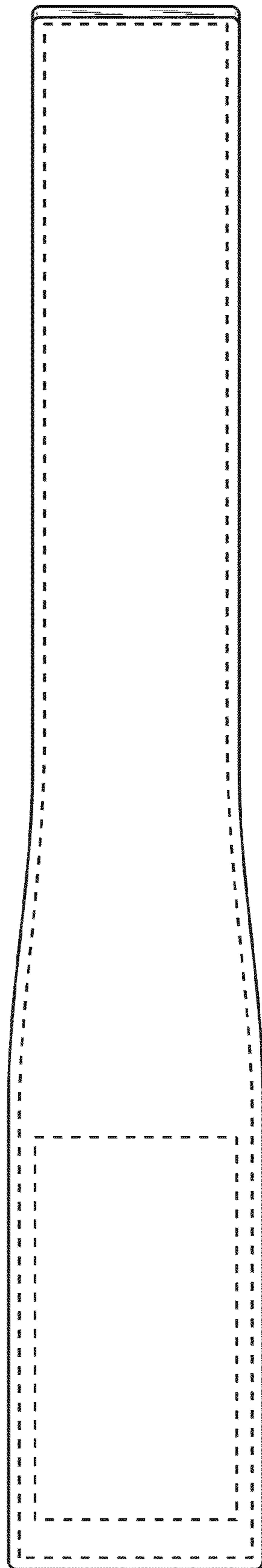
**FIG. 2**



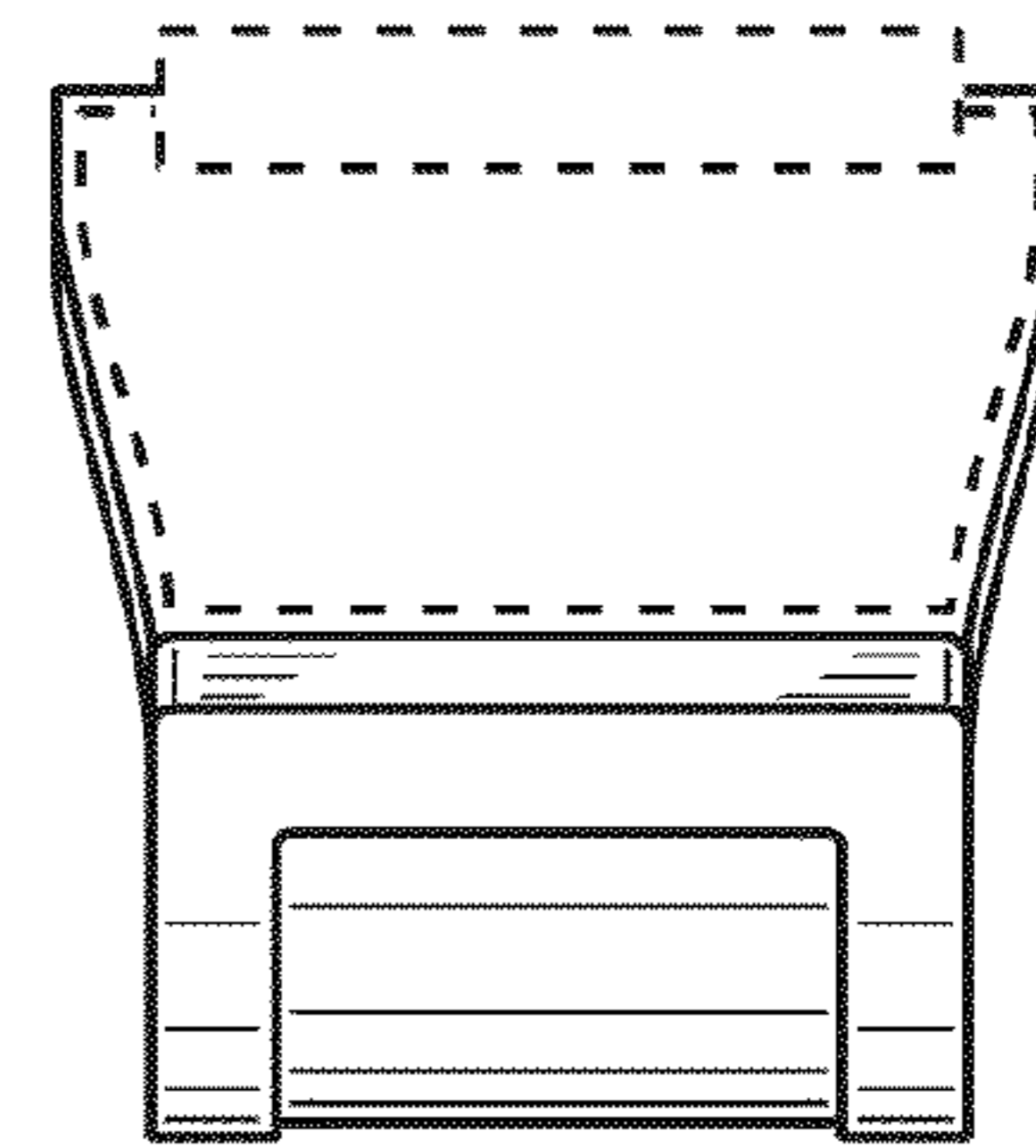
**FIG. 3**



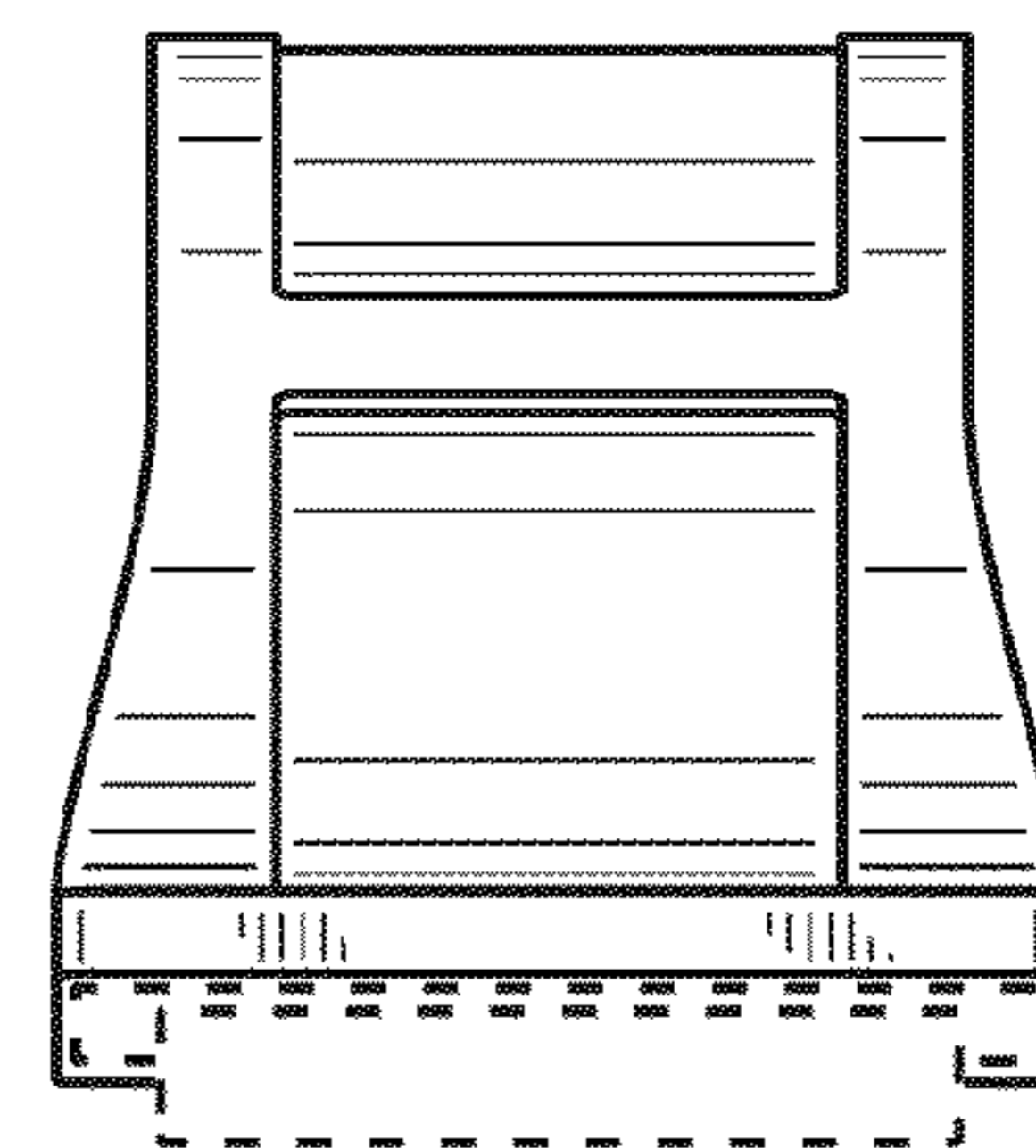
**FIG. 4**



**FIG. 5**



**FIG. 6**



**FIG. 7**