

US00D730559S

(12) **United States Design Patent**
Castelli

(10) **Patent No.:** **US D730,559 S**

(45) **Date of Patent:** **** May 26, 2015**

(54) **LIGHTING DEVICE**

(71) Applicant: **PAOLA CASTELLI S.p.A.**, Ozzano
Emilia (Bologna) (IT)

(72) Inventor: **Paolo Castelli**, Bologna (IT)

(73) Assignee: **PAOLO CASTELLI S.P.A.**, Ozzano
Emilia Bologna (IT)

(**) Term: **14 Years**

(21) Appl. No.: **29/472,774**

(22) Filed: **Nov. 15, 2013**

(51) **LOC (10) Cl.** **26-03**

(52) **U.S. Cl.**
USPC **D26/80**

(58) **Field of Classification Search**
CPC F21W 2121/00; F21S 8/00; F21S 4/00
USPC D26/25, 80-92; 362/147, 404-408
See application file for complete search history.

(56) **References Cited**

U.S. PATENT DOCUMENTS

2,513,565	A *	7/1950	Johnson	362/332
D387,460	S *	12/1997	Huang	D26/73
6,224,239	B1 *	5/2001	Adler	362/249.16
6,394,624	B1 *	5/2002	Hsu	362/249.01
D482,815	S *	11/2003	Rugee	D26/84
D538,460	S *	3/2007	Rugee	D26/84
D557,445	S *	12/2007	Blum et al.	D26/88

D559,428	S *	1/2008	Kravitz et al.	D26/88
D592,789	S *	5/2009	Sabernig	D26/83
D592,790	S *	5/2009	Sabernig	D26/83
D604,886	S *	11/2009	Rugee	D26/81
D605,810	S *	12/2009	Rugee	D26/84
D660,510	S *	5/2012	Bracher	D26/143
D666,760	S *	9/2012	Arola Ferrer	D26/84
D674,954	S *	1/2013	Sonneman	D26/88
D674,955	S *	1/2013	Sonneman	D26/88
8,714,775	B2 *	5/2014	Bracher et al.	362/249.01
D709,637	S *	7/2014	Terzani	D26/83
D712,586	S *	9/2014	Bassetti et al.	D26/90
2006/0164831	A1 *	7/2006	Lai	362/231
2010/0110696	A1 *	5/2010	Bockman	362/353
2013/0027940	A1 *	1/2013	Zhang	362/249.06

* cited by examiner

Primary Examiner — Clare E Heflin

(74) *Attorney, Agent, or Firm* — R. Neil Sudol; Henry D. Coleman



(57) **CLAIM**

The ornamental design for a lighting device, as shown and described.

DESCRIPTION

FIG. 1 is a front elevational view of lighting device, showing a new design in accordance with the present invention; FIG. 2 is right side elevational view thereof; FIG. 3 is a front, bottom and right side perspective view thereof; and, FIG. 4 is a top plan view thereof.

1 Claim, 4 Drawing Sheets



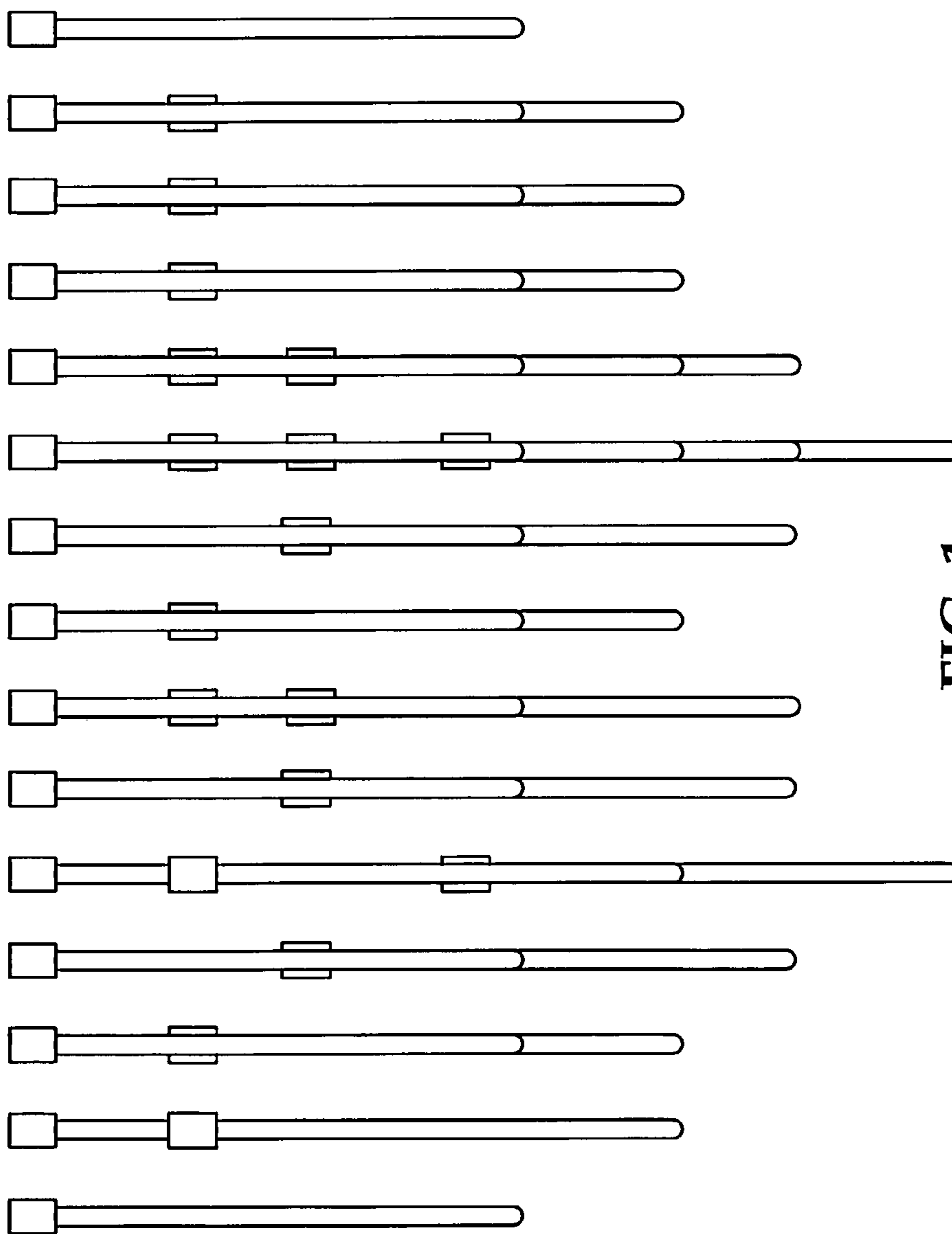


FIG. 1

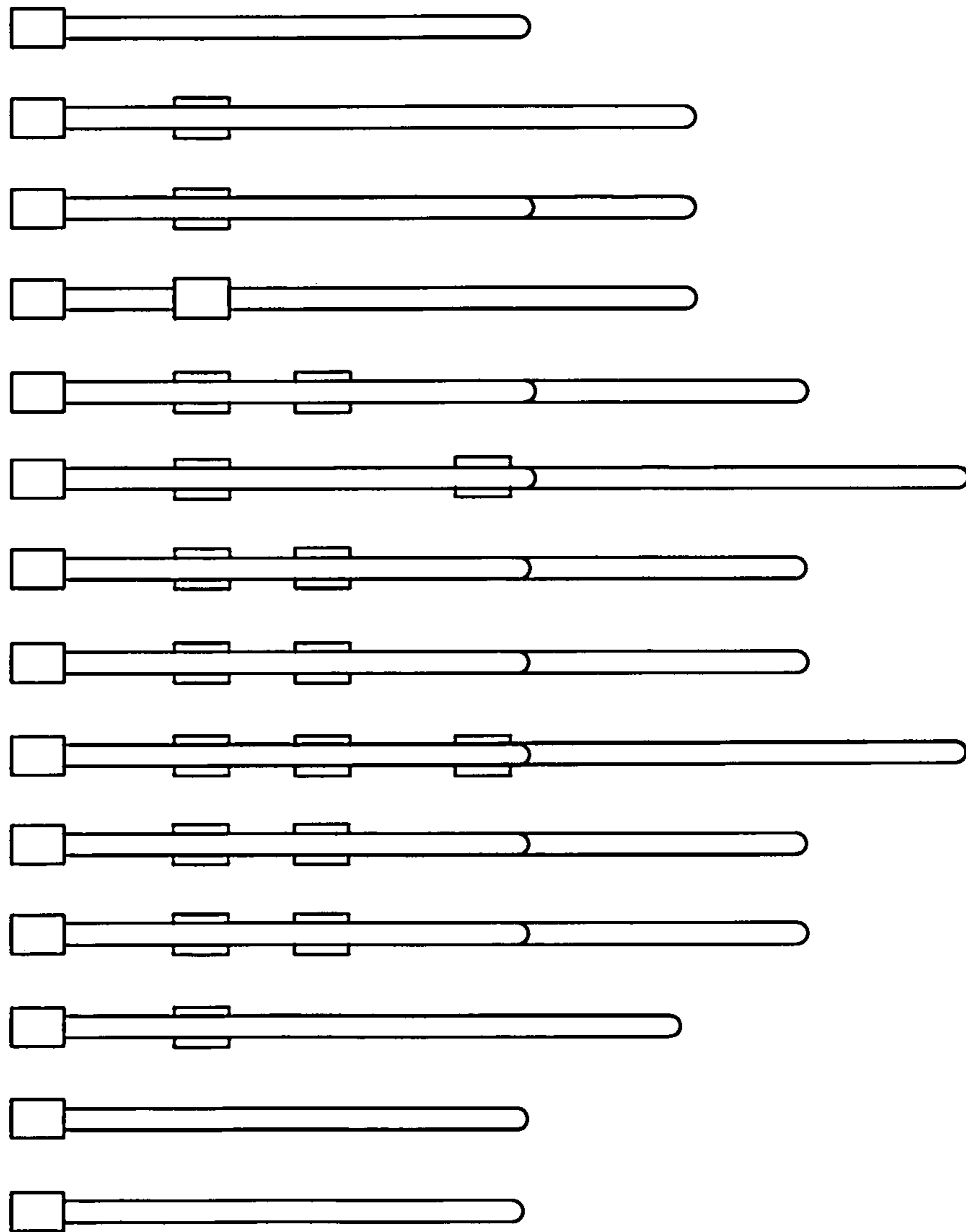


FIG. 2

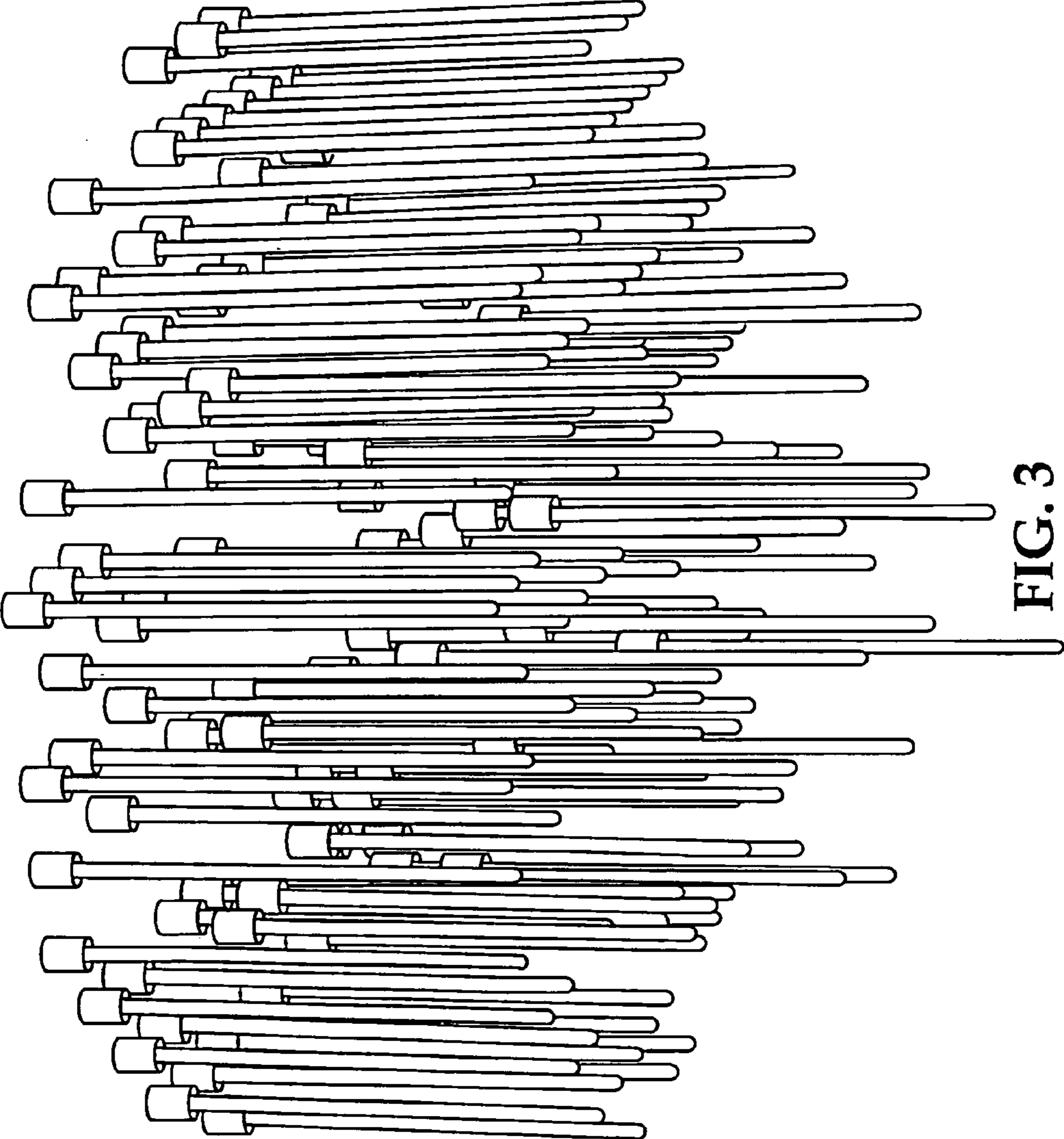


FIG. 3




FIG. 4