



US00D730542S

(12) **United States Design Patent**
Ege et al.

(10) **Patent No.:** **US D730,542 S**
(45) **Date of Patent:** **** May 26, 2015**

(54) **DOOR LITE**
(71) Applicant: **Masonite Corporation**, Tampa, FL (US)
(72) Inventors: **Patrick Ege**, Elmhurst, IL (US); **Jason M. Walsh**, Batavia, IL (US)
(73) Assignee: **Masonite Corporation**, Tampa, FL (US)
(**) Term: **14 Years**

D380,279 S * 6/1997 Lint et al. D25/103
D380,839 S * 7/1997 Lint et al. D25/103
D384,423 S * 9/1997 Lint et al. D25/103
D608,905 S * 1/2010 Walsh et al. D25/48.8
D664,265 S * 7/2012 Walsh D25/103
D672,055 S * 12/2012 Walsh D25/60
D683,477 S * 5/2013 Walsh D25/60
D702,367 S * 4/2014 Walsh D25/102
D711,013 S * 8/2014 Walsh D25/60

* cited by examiner

(21) Appl. No.: **29/471,184**

Primary Examiner — Susan Bennett Hattan

(22) Filed: **Oct. 29, 2013**

Assistant Examiner — Leanne Was

(51) **LOC (10) Cl.** **25-01**

(74) *Attorney, Agent, or Firm* — Berenato & White, LLC

(52) **U.S. Cl.**
USPC **D25/105**

(57) **CLAIM**

The ornamental design for a door lite, as shown and described.

(58) **Field of Classification Search**
USPC D6/306; D25/48.7, 60, 102–110, 138,
D25/145, 147–149, 152, 153; D26/127;
52/204.5, 204.59, 306; 362/330;
427/165; 428/38

DESCRIPTION

See application file for complete search history.

FIG. 1 is a perspective view of our design;
FIG. 2 is a front elevational view;
FIG. 3 is a rear elevational view;
FIG. 4 is a left side elevational view;
FIG. 5 is a right side elevational view;
FIG. 6 is a top view; and,
FIG. 7 is a bottom view.

(56) **References Cited**

U.S. PATENT DOCUMENTS

D313,080 S * 12/1990 Hall D25/103
D313,477 S * 1/1991 Hall D25/103

1 Claim, 3 Drawing Sheets

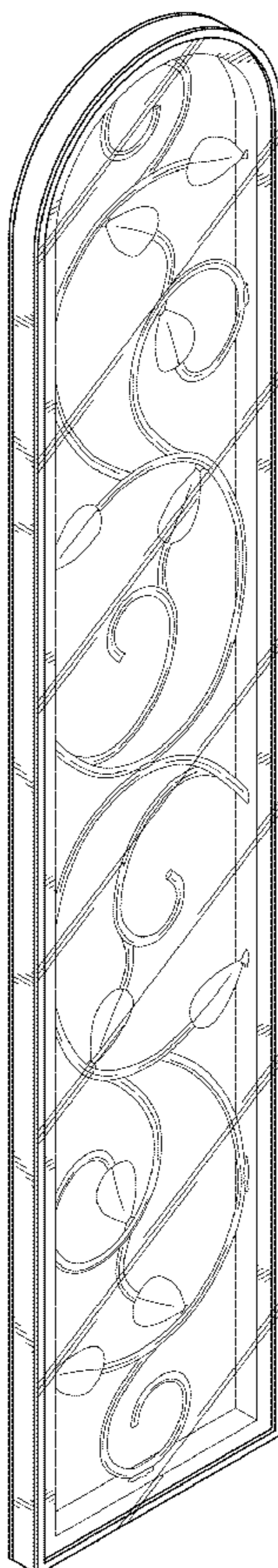


Fig. 1

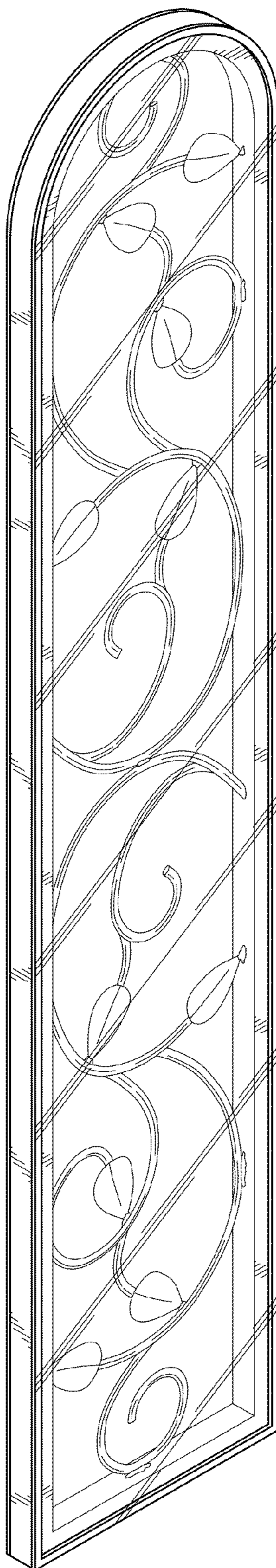


Fig. 2

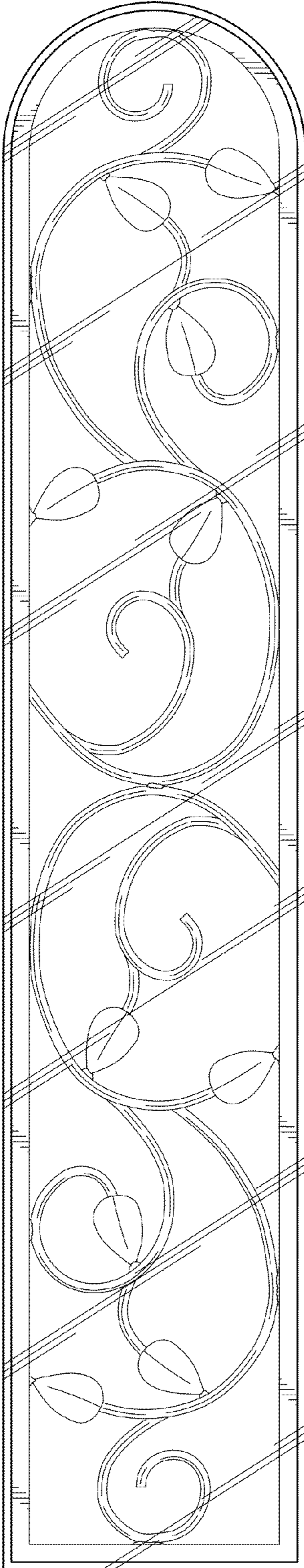


Fig. 3

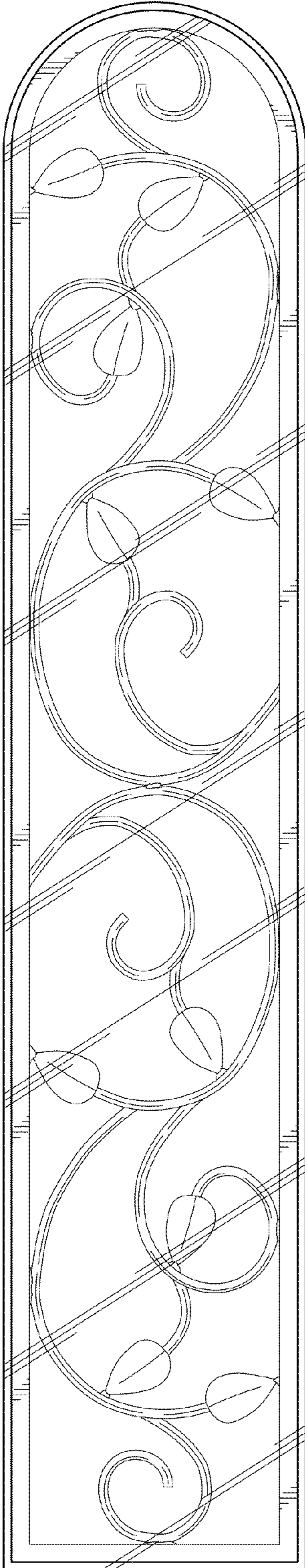


Fig. 4



Fig. 5



Fig. 6



Fig. 7

