



US00D730541S

(12) **United States Design Patent**  
**Phillips et al.**

(10) **Patent No.:** **US D730,541 S**  
(45) **Date of Patent:** **\*\* May 26, 2015**

(54) **ENCLOSURE**

(71) Applicant: **Suncast Technologies, LLC**, Palm Beach Gardens, FL (US)

(72) Inventors: **William J. Phillips**, Batavia, IL (US);  
**Gary M. Fischer, Jr.**, Poplar Grove, IL (US); **Michael R. Vogler**, Oswego, IL (US)

(73) Assignee: **Suncast Technologies, LLC**, Palm Beach Gardens, FL (US)

(\*\*) Term: **14 Years**

(21) Appl. No.: **29/491,815**

(22) Filed: **May 23, 2014**

(51) **LOC (10) Cl.** ..... **25-03**

(52) **U.S. Cl.**  
USPC ..... **D25/33**

(58) **Field of Classification Search**  
CPC ..... E04H 1/12; E04H 1/125; E04H 1/1244  
USPC ..... D25/1-33, 35; 52/79.4, 79.8, 90.1, 52/90.2, 272  
See application file for complete search history.

(56) **References Cited**

U.S. PATENT DOCUMENTS

2,573,838 A \* 11/1951 Fulkerson et al. .... 4/474  
2,787,028 A \* 4/1957 Webb ..... 52/198  
2,793,401 A \* 5/1957 Paschke ..... 52/264  
4,637,299 A \* 1/1987 Harding ..... 454/276

D384,419 S \* 9/1997 Dickinson et al. .... D25/16  
6,286,269 B1 \* 9/2001 Marcum ..... 52/79.5  
D459,002 S \* 6/2002 Ohanesian ..... D25/33  
D676,149 S \* 2/2013 Vogler et al. .... D25/33  
D689,197 S \* 9/2013 Thuma et al. .... D25/33  
D689,622 S \* 9/2013 Thuma et al. .... D25/33  
D691,285 S \* 10/2013 Thuma et al. .... D25/33  
D694,911 S \* 12/2013 Thuma et al. .... D25/33  
8,800,216 B2 \* 8/2014 Phillips et al. .... 52/79.6  
8,875,939 B2 \* 11/2014 Phillips et al. .... 220/832  
2012/0227349 A1 \* 9/2012 Phillips et al. .... 52/588.1  
2014/0158702 A1 \* 6/2014 Phillips et al. .... 220/832

\* cited by examiner

*Primary Examiner* — Eric Goodman

*Assistant Examiner* — Amy Wierenga

(74) *Attorney, Agent, or Firm* — McHale & Slavin P.A.


(57) **CLAIM**


The ornamental design for an enclosure, as shown and described.

**DESCRIPTION**


FIG. 1 is a top right perspective view of the enclosure of the present invention;  
FIG. 2 is a left side view thereof;  
FIG. 3 is a right side view thereof;  
FIG. 4 is a front view thereof;  
FIG. 5 is a rear view thereof;  
FIG. 6 is a top view thereof; and,  
FIG. 7 is a top left perspective view thereof.  
The portions of the figures illustrated in broken lines depict portions of the enclosure that are not part of the claimed subject matter.

**1 Claim, 7 Drawing Sheets**

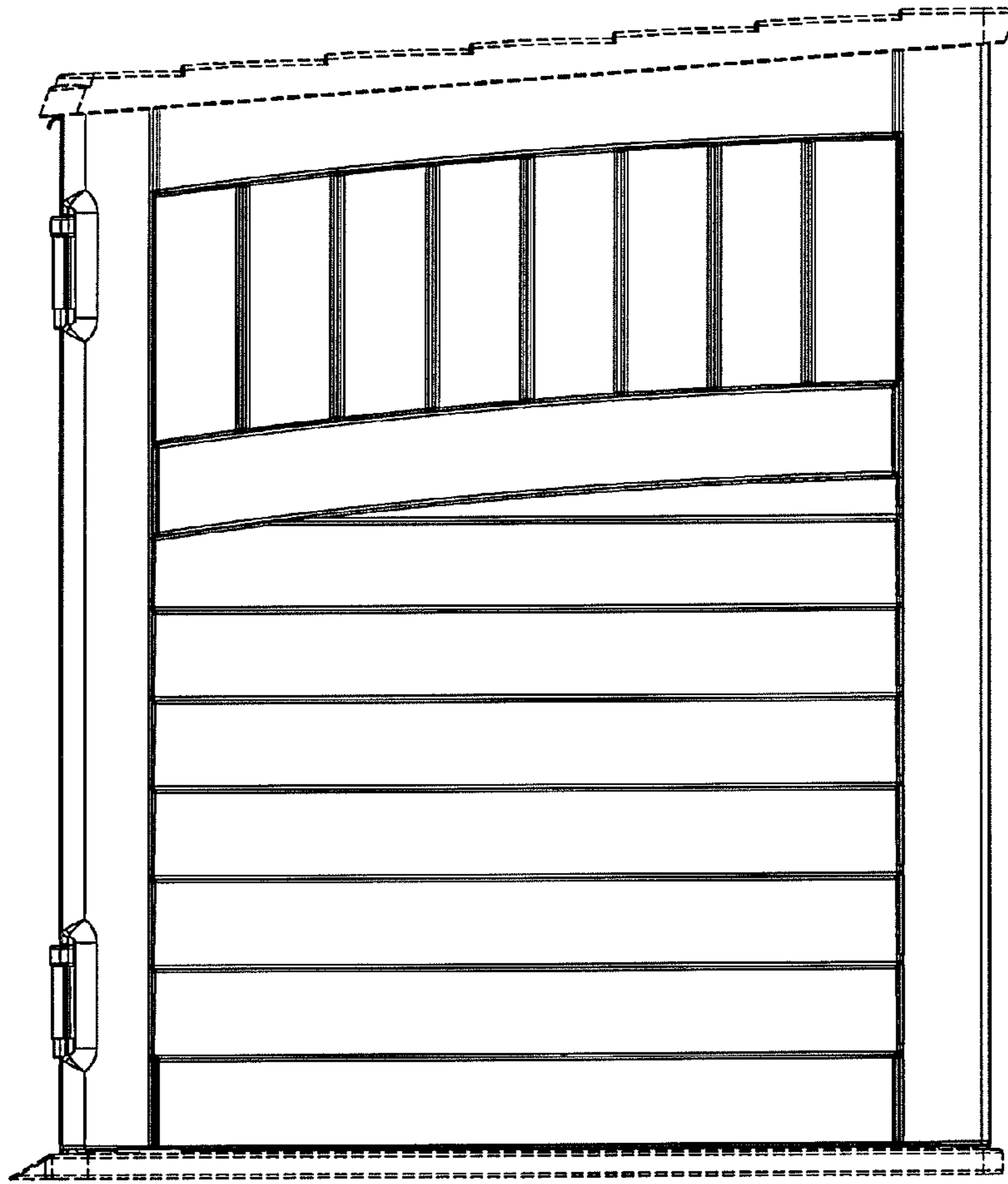




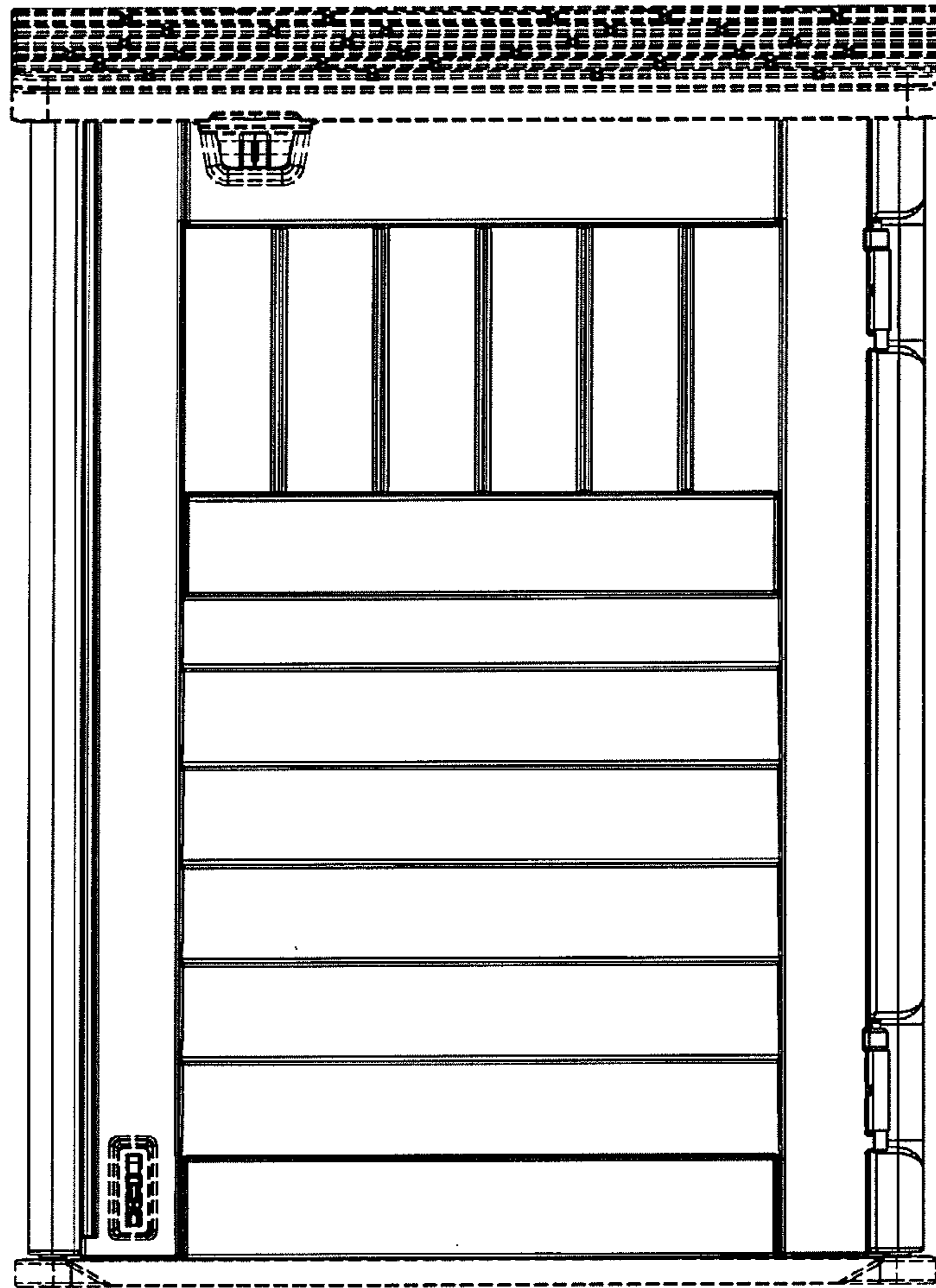
*Fig. 1*



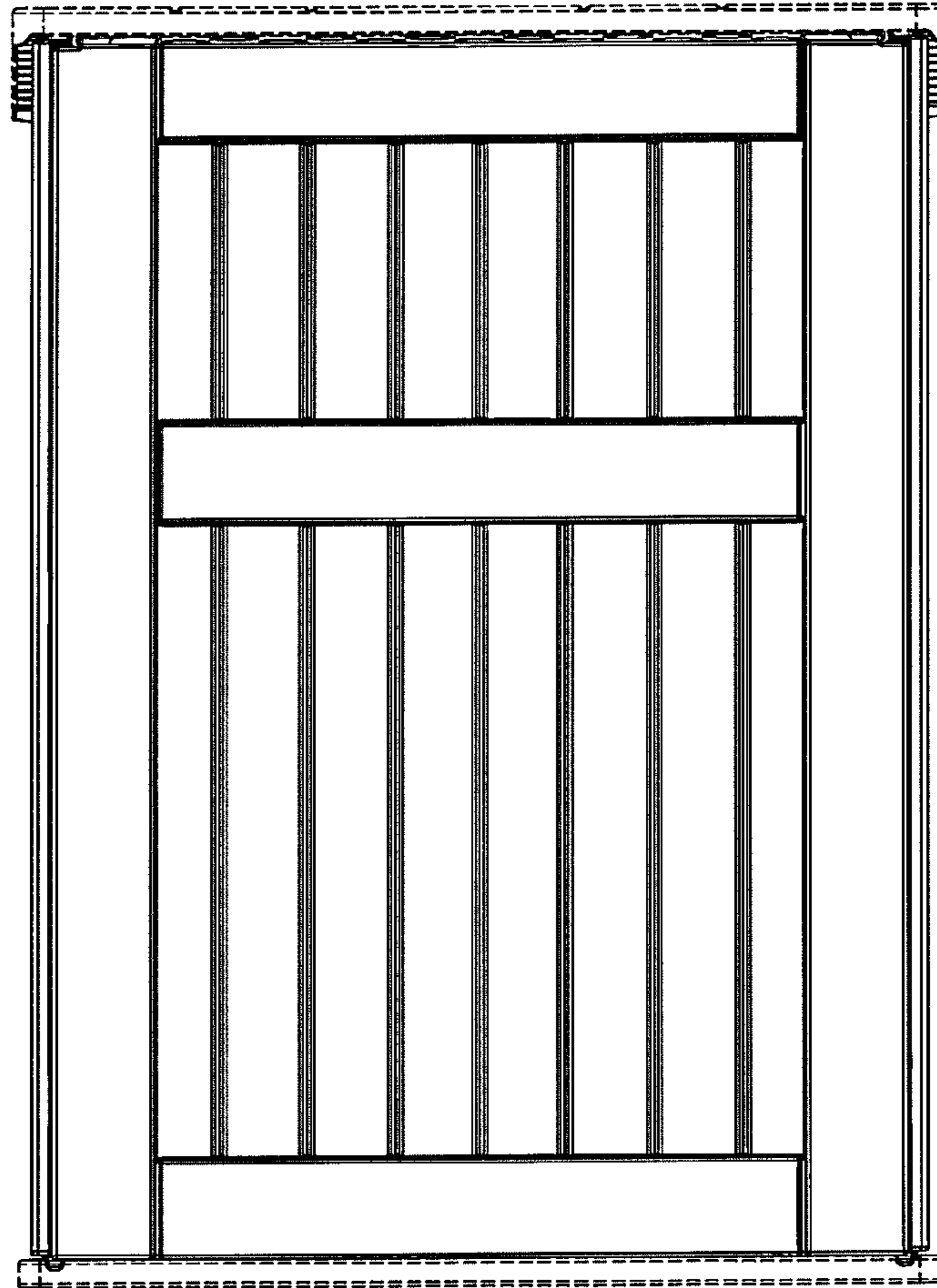
*Fig. 2*




*Fig. 3*



*Fig. 4*



*Fig. 5*



*Fig. 6*




Fig. 7