



(12) **United States Design Patent**
Anderson et al.

(10) **Patent No.:** **US D730,530 S**
(45) **Date of Patent:** **** May 26, 2015**

(54) **HAND COVER**

(71) Applicant: **Global Surgical Supplies, LLC,**
Prospect, KY (US)

(72) Inventors: **Victor Anderson,** Prospect, KY (US);
Henry Bohler, Louisville, KY (US)

(73) Assignee: **Global Surgical Supplies, LLC,**
Prospect, KY (US)

(**) Term: **14 Years**

(21) Appl. No.: **29/461,229**

(22) Filed: **Jul. 19, 2013**

(51) **LOC (10) Cl.** **29-02**

(52) **U.S. Cl.**
USPC **D24/190**

(58) **Field of Classification Search**
CPC A41D 13/08; A41D 13/081; A41D 19/01;
A41D 19/0044; A41F 1/06; A61F 5/05866
USPC D2/610, 611, 612, 613, 615, 616;
D21/807; D24/190; D29/113, 117.1,
D29/118, 119, 120.1, 123; 2/16, 20, 158,
2/159, 161.4, 161.7; 128/846, 869, 878,
128/879; 602/21, 64
See application file for complete search history.

(56) **References Cited**

U.S. PATENT DOCUMENTS

1,537,811 A * 5/1925 Epling 128/879
4,765,319 A * 8/1988 Finnieston et al. 602/21
D299,262 S * 1/1989 Gruenspecht et al. D21/807

D438,278 S * 2/2001 McCarthy D21/806
6,681,772 B2 1/2004 Atwater et al.
D578,596 S * 10/2008 Hicks D21/807
D588,704 S * 3/2009 Duplessie D24/190
2003/0200593 A1* 10/2003 Chou 2/161.7
2014/0116451 A1* 5/2014 Maynard et al. 128/877
2014/0259258 A1* 9/2014 Miranda 2/20
2014/0310852 A1* 10/2014 Bunn 2/158

* cited by examiner

Primary Examiner — Karen E. Eldridge Powers

Assistant Examiner — Jasmine Mlinarcik

(74) *Attorney, Agent, or Firm* — Stites & Harbison PLLC;
Terry L. Wright

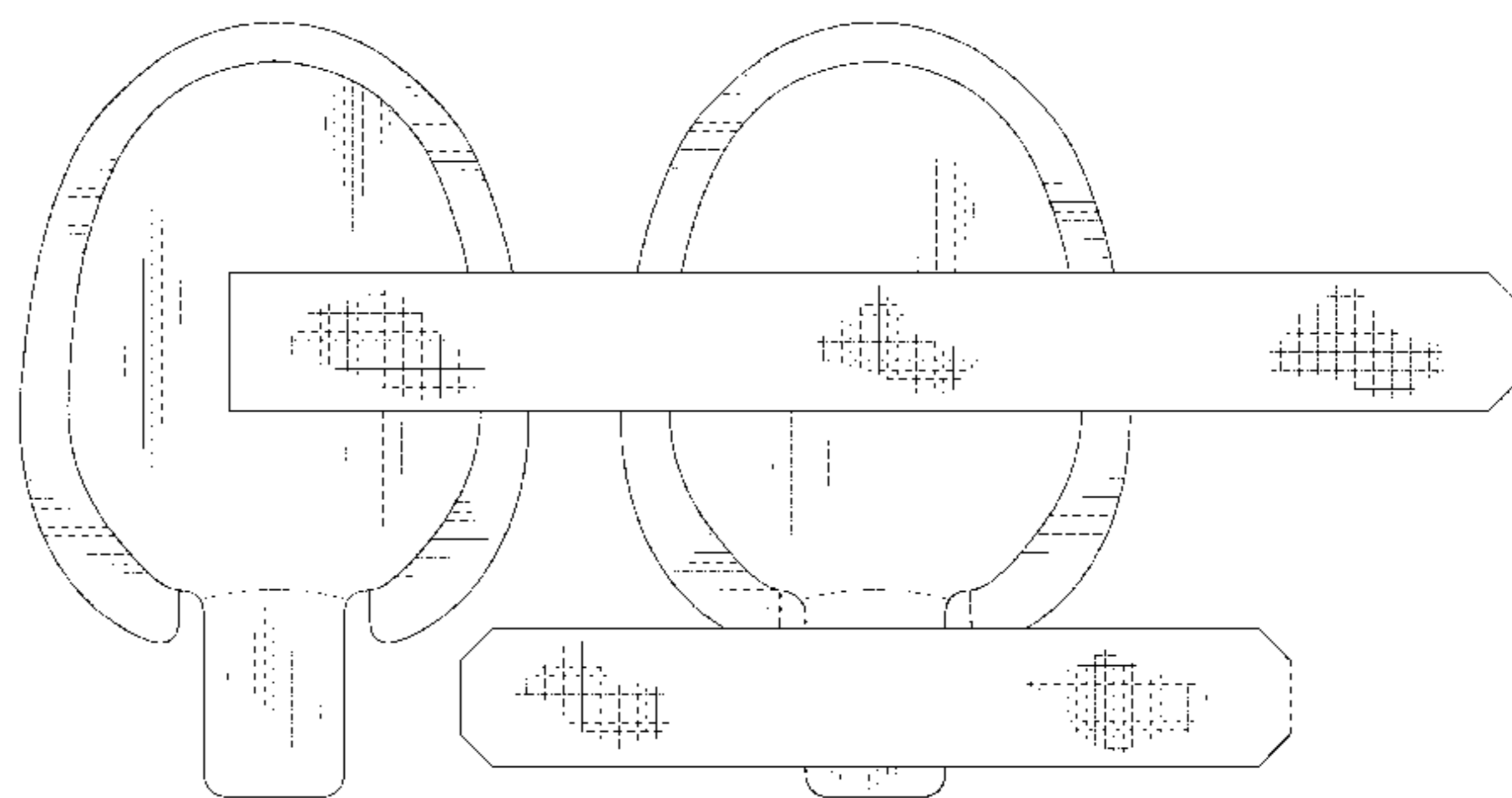
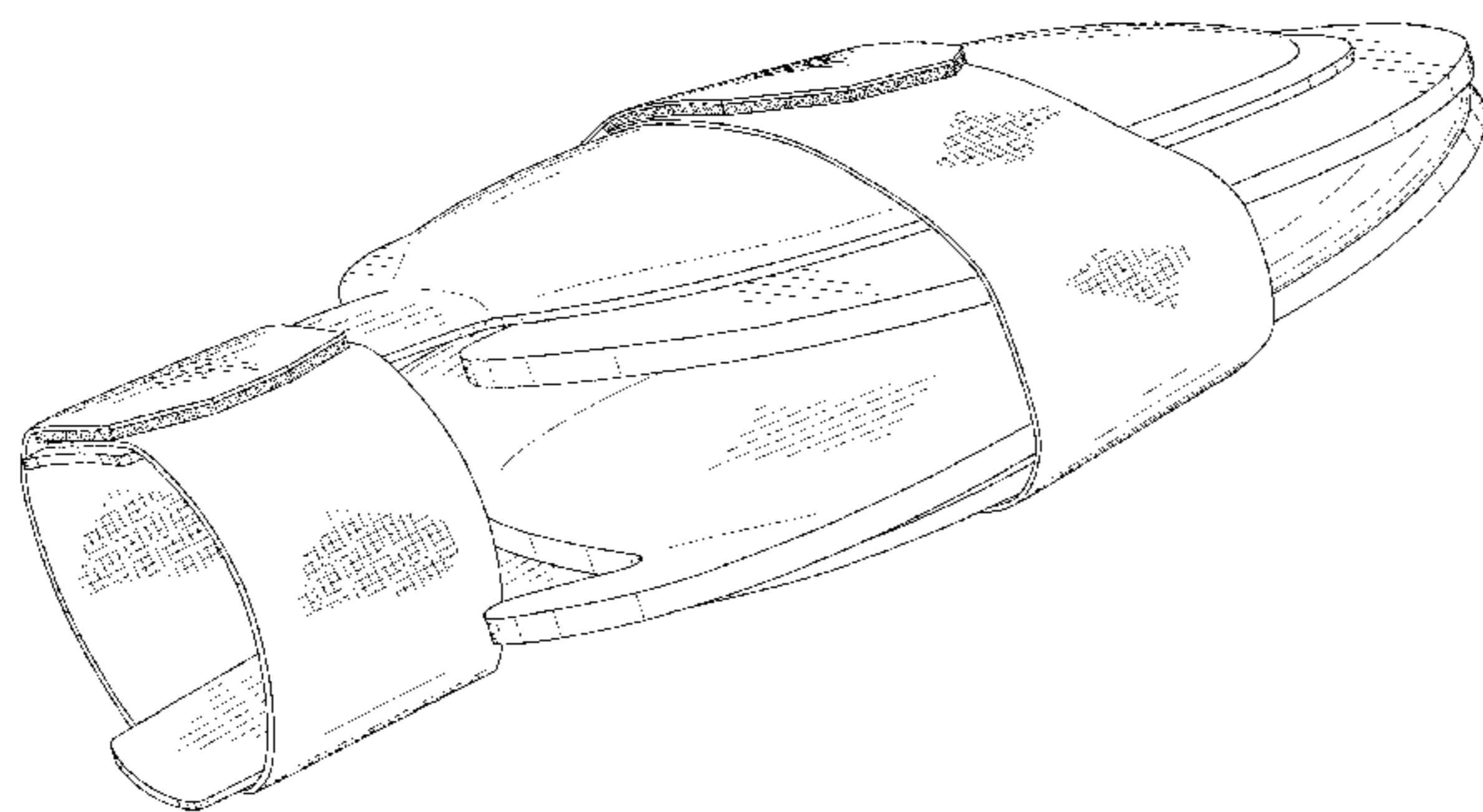
(57) **CLAIM**

The ornamental design for a hand cover, as shown and described.

DESCRIPTION

FIG. 1 is an enlarged perspective view of the hand cover of the present invention; FIG. 2 is a top plan view of the hand cover of FIG. 1, and showing the hand cover in an open configuration; FIG. 3 is a bottom plan view of the hand cover of FIG. 1, and showing the hand cover in an open configuration; FIG. 4 is a left side elevational view of the hand cover of FIG. 1, and showing the hand cover in an open configuration; FIG. 5 is a right side elevational view of the hand cover of FIG. 1, and showing the hand cover in an open configuration; FIG. 6 is a front elevational view of the hand cover of FIG. 1, and showing the hand cover in an open configuration; and, FIG. 7 is a rear elevational view of the hand cover of FIG. 1, and showing the hand cover in an open configuration.

1 Claim, 5 Drawing Sheets



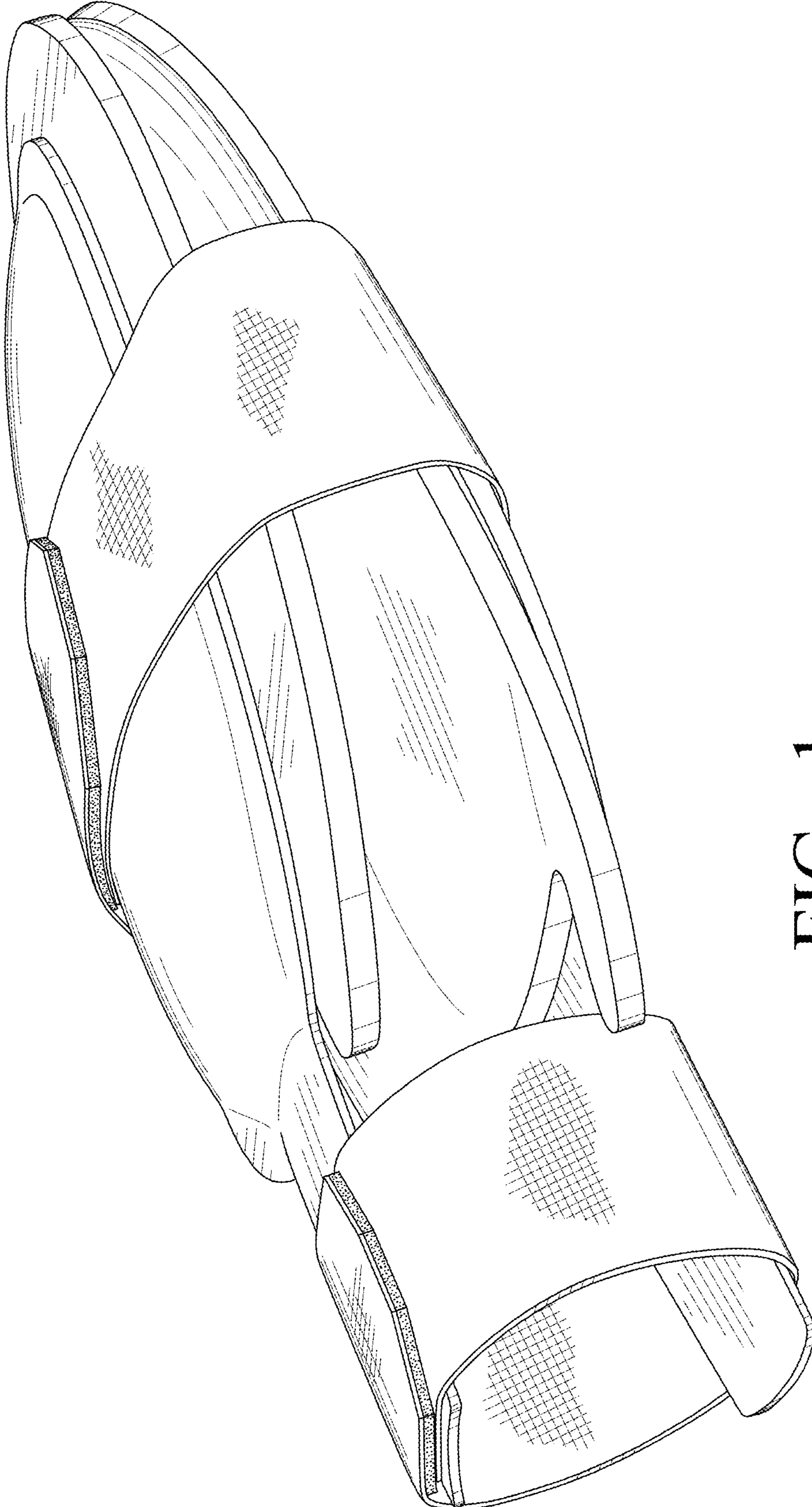


FIG. 1

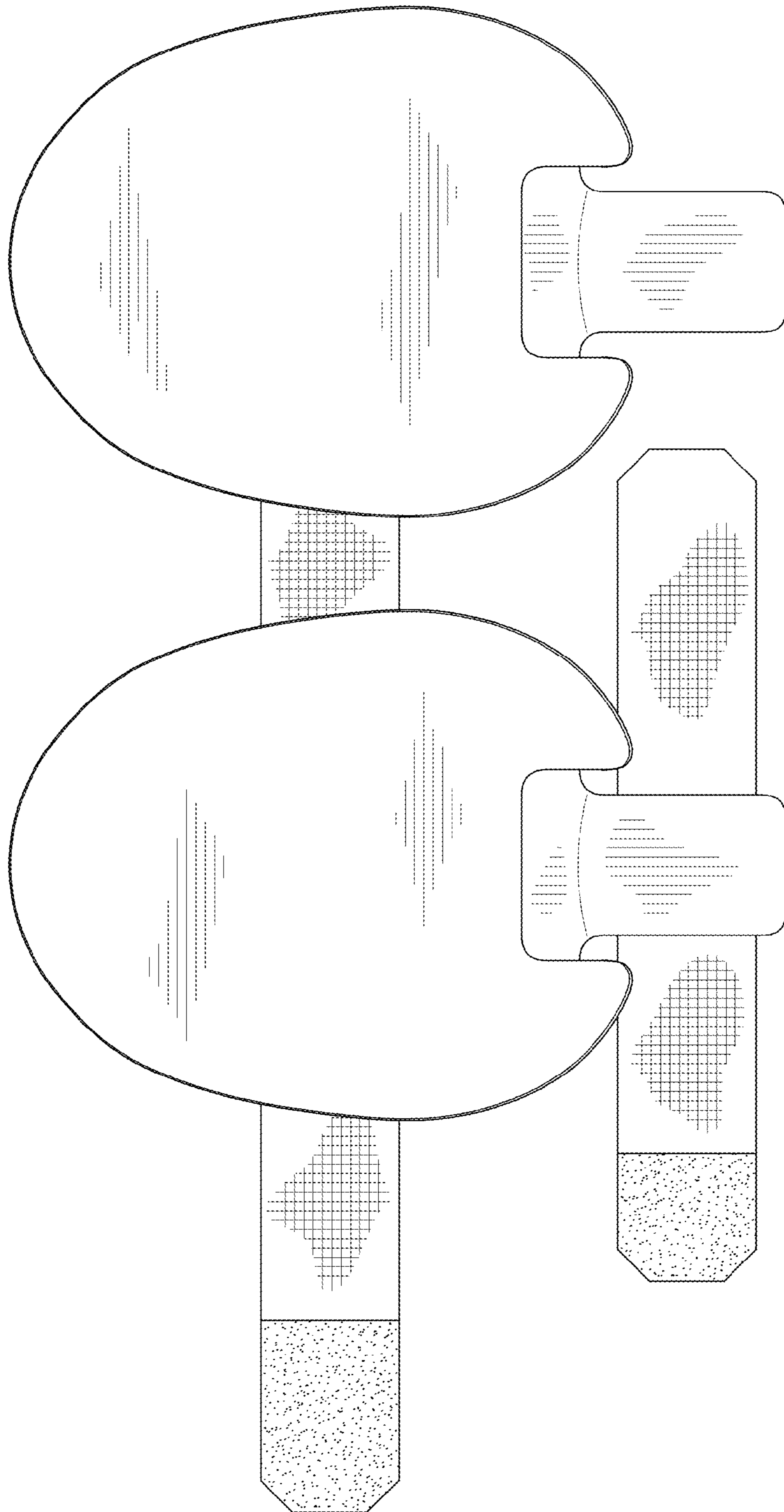


FIG. 2

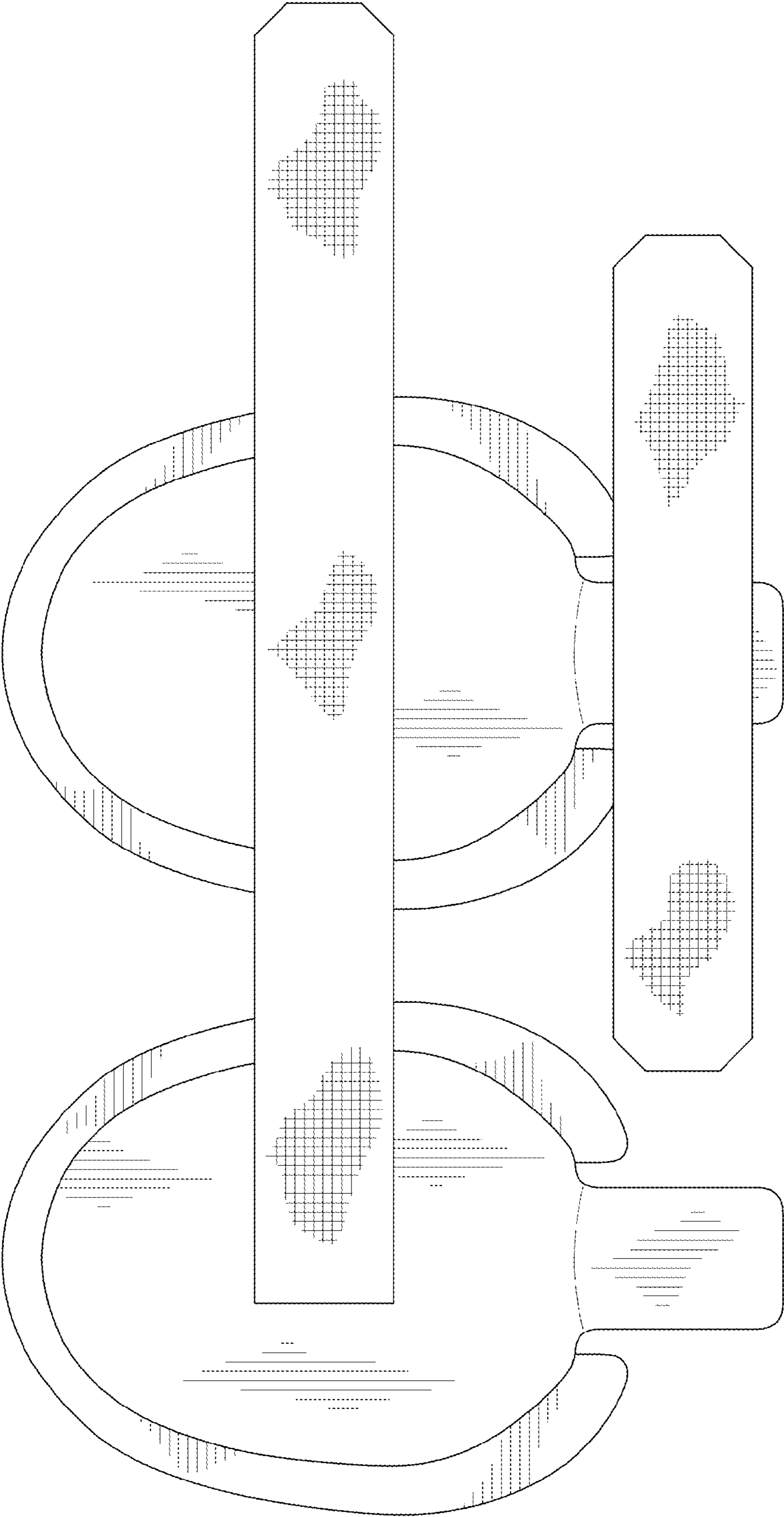


FIG. 3

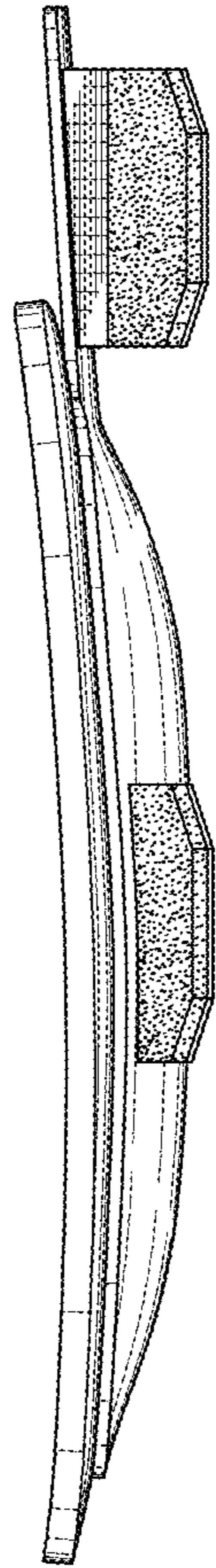


FIG. 4




FIG. 5

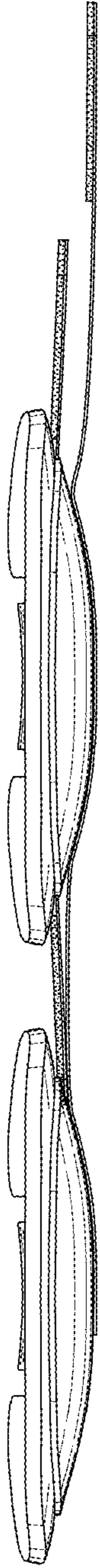


FIG. 6

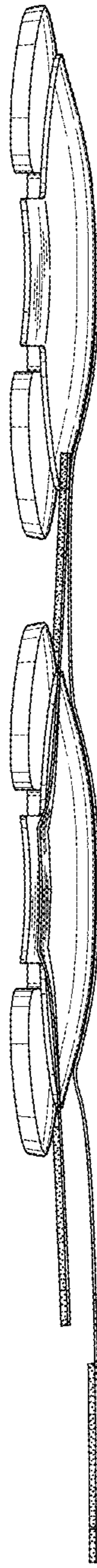


FIG. 7