



US00D730527S

(12) **United States Design Patent**
Choi

(10) **Patent No.:** **US D730,527 S**

(45) **Date of Patent:** **** May 26, 2015**

(54) **SNORING PREVENTION APPLIANCE**

(71) Applicant: **Hyun Jin Choi**, Incheon (KR)

(72) Inventor: **Hyun Jin Choi**, Incheon (KR)

(**) Term: **14 Years**

(21) Appl. No.: **29/472,182**

(22) Filed: **Nov. 8, 2013**

(51) **LOC (10) Cl.** **24-99**

(52) **U.S. Cl.**
USPC **D24/181**

(58) **Field of Classification Search**
USPC D24/152, 176, 180-181; D29/108;
128/859, 861-862, 848; 433/6, 18-19,
433/24, 41, 69, 168.1, 173, 219; 602/902
See application file for complete search history.

(56) **References Cited**

U.S. PATENT DOCUMENTS

3,236,235	A *	2/1966	Jacobs	128/862
5,339,832	A *	8/1994	Kittelsen et al.	128/862
6,584,978	B1 *	7/2003	Brett et al.	128/859
8,091,555	B2 *	1/2012	Morgan et al.	128/861
D681,819	S	5/2013	Brabbs		
D715,949	S *	10/2014	Lee et al.	D24/181
D722,171	S *	2/2015	Bergersen	D24/181

FOREIGN PATENT DOCUMENTS

CN 302843404 * 6/2014

* cited by examiner

Primary Examiner — Wan Laymon

(74) *Attorney, Agent, or Firm* — McDermott Will & Emery LLP

(57) **CLAIM**

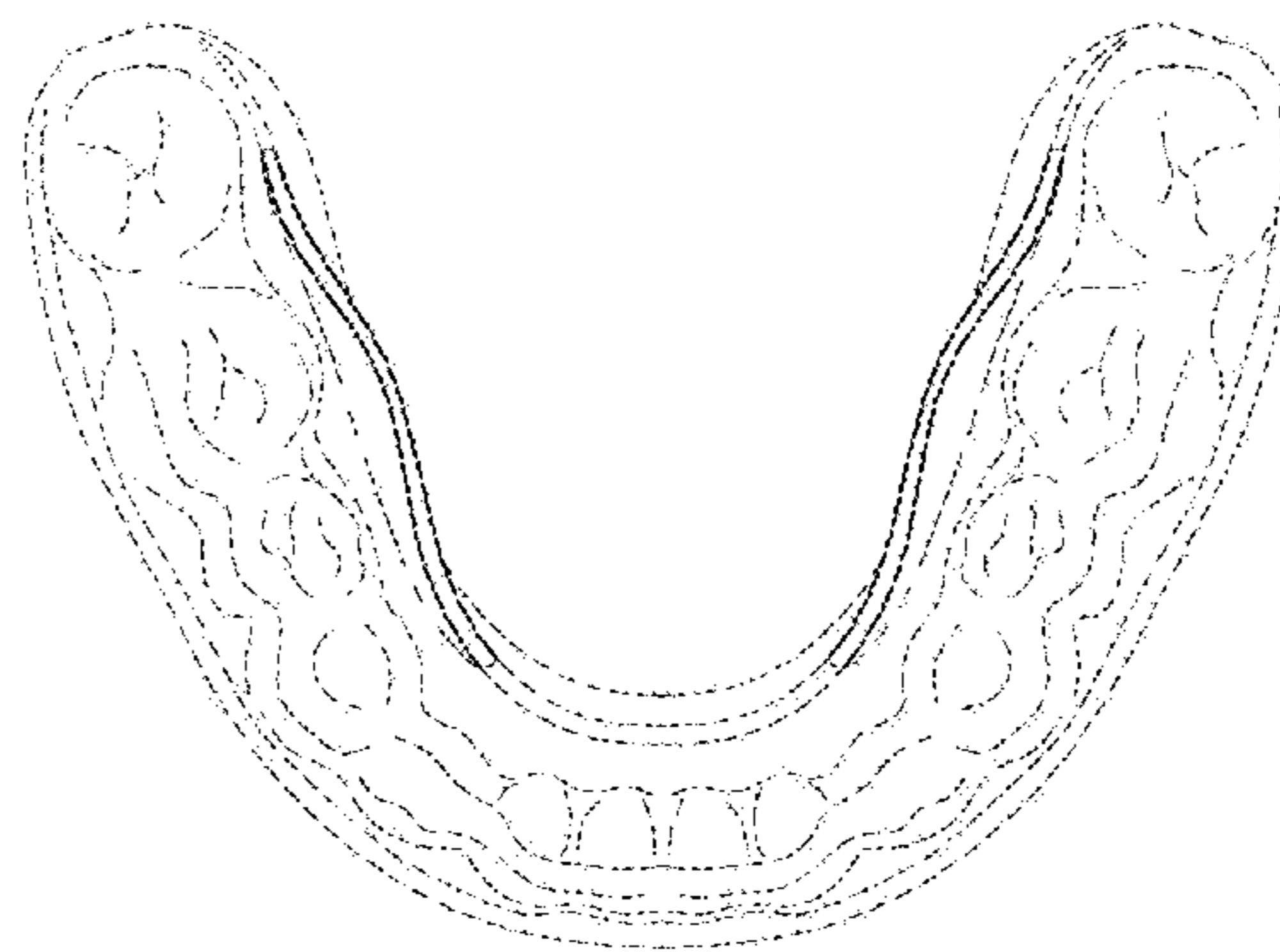

The ornamental design for a snoring prevention appliance, as shown and described.

DESCRIPTION

FIG. 1 is a perspective view of a snoring prevention appliance showing the new design;
FIG. 2 is a front view thereof;
FIG. 3 is a rear view thereof;
FIG. 4 is a left side view thereof, and an omitted right side view is a mirror image of the left side view;
FIG. 5 is a top plan view thereof;
FIG. 6 is a bottom view thereof; and,
FIG. 7 is a cross-sectional view according to A-A line of FIG. 2.

- (1) The article is made of synthetic resin materials.
- (2) The article is an oral appliance to prevent snoring and used by wearing on the upper and lower teeth of user.
- (3) The article is also used in the treatment of allergic rhinitis and sinusitis.
- (4) The broken lines shown in the snoring prevention appliance in FIG. 1 to FIG. 7 are for the purpose of illustration and form no part of the claimed design and the dot-dashed lines shown in the drawings represent boundaries between the claimed portion shown with solid lines and unclaimed portions shown with broken lines.

1 Claim, 3 Drawing Sheets






FIG. 1

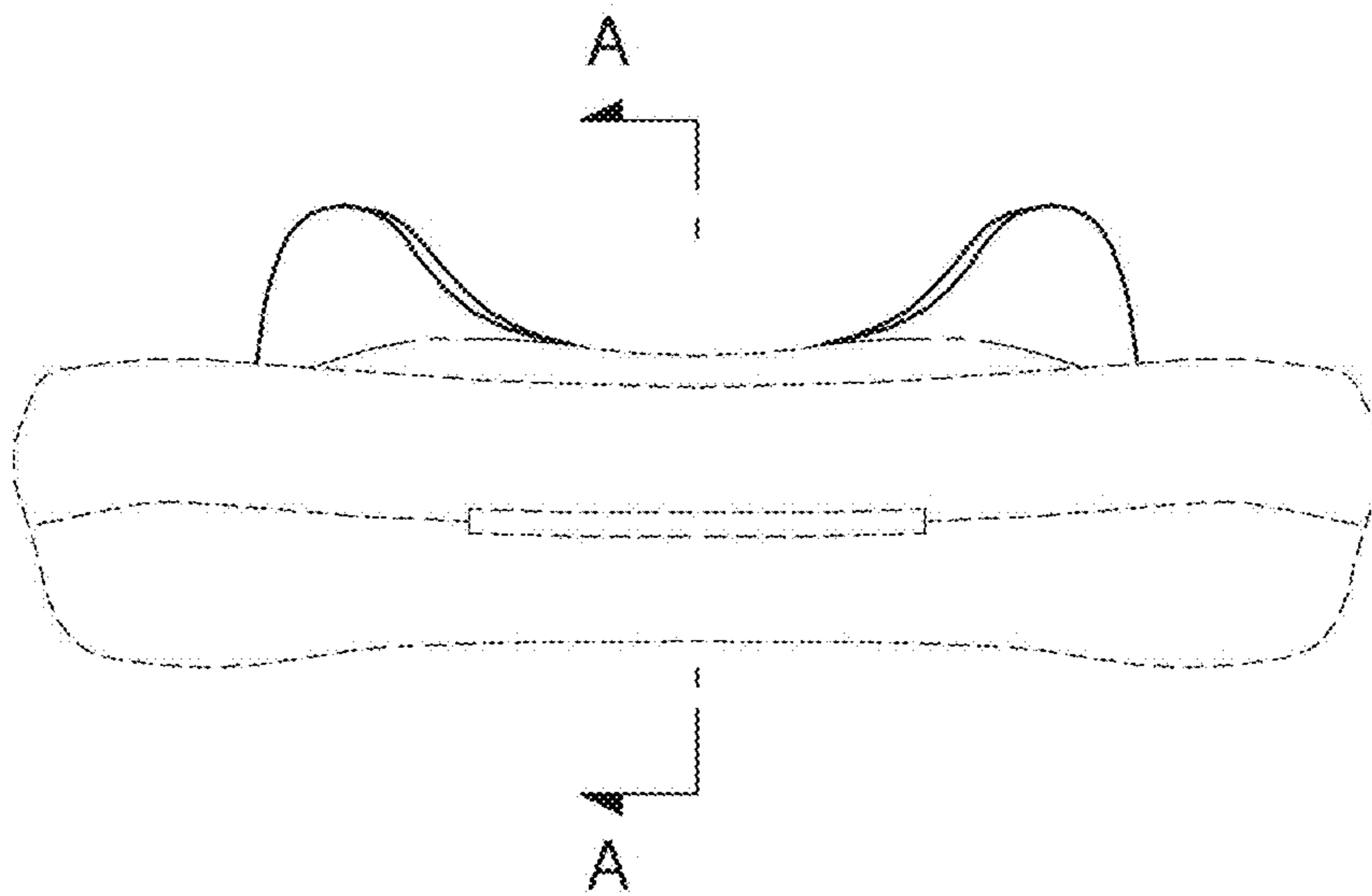


FIG. 2

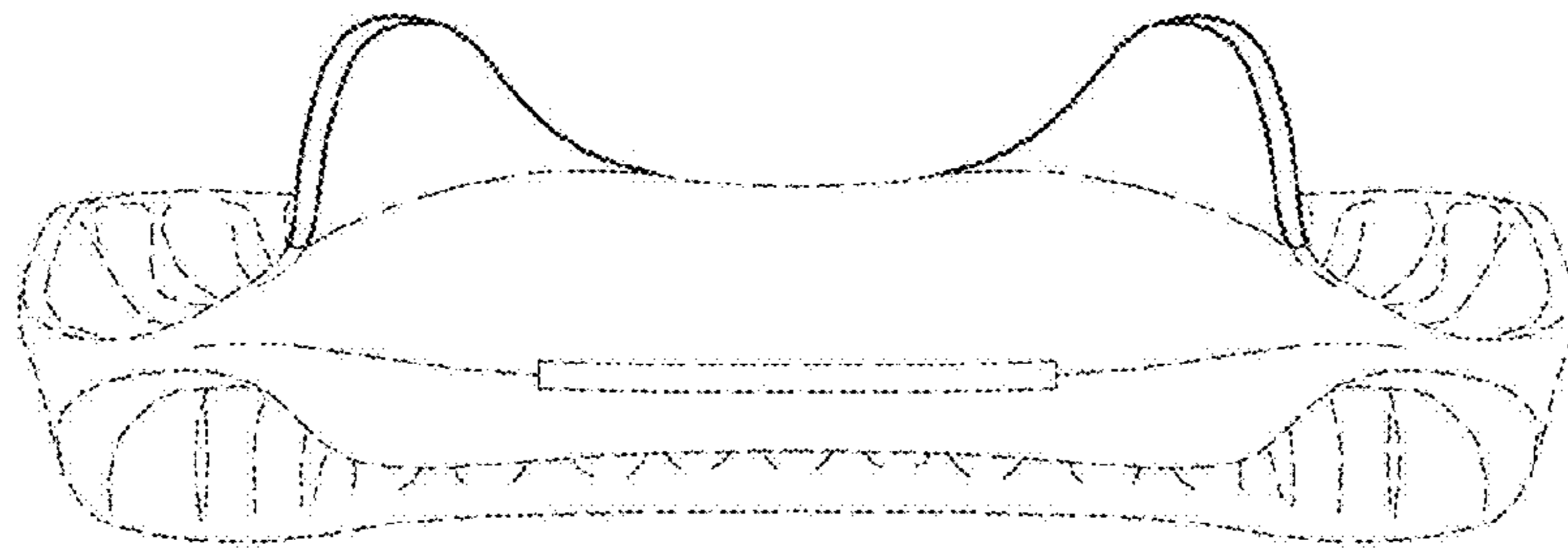


FIG. 3

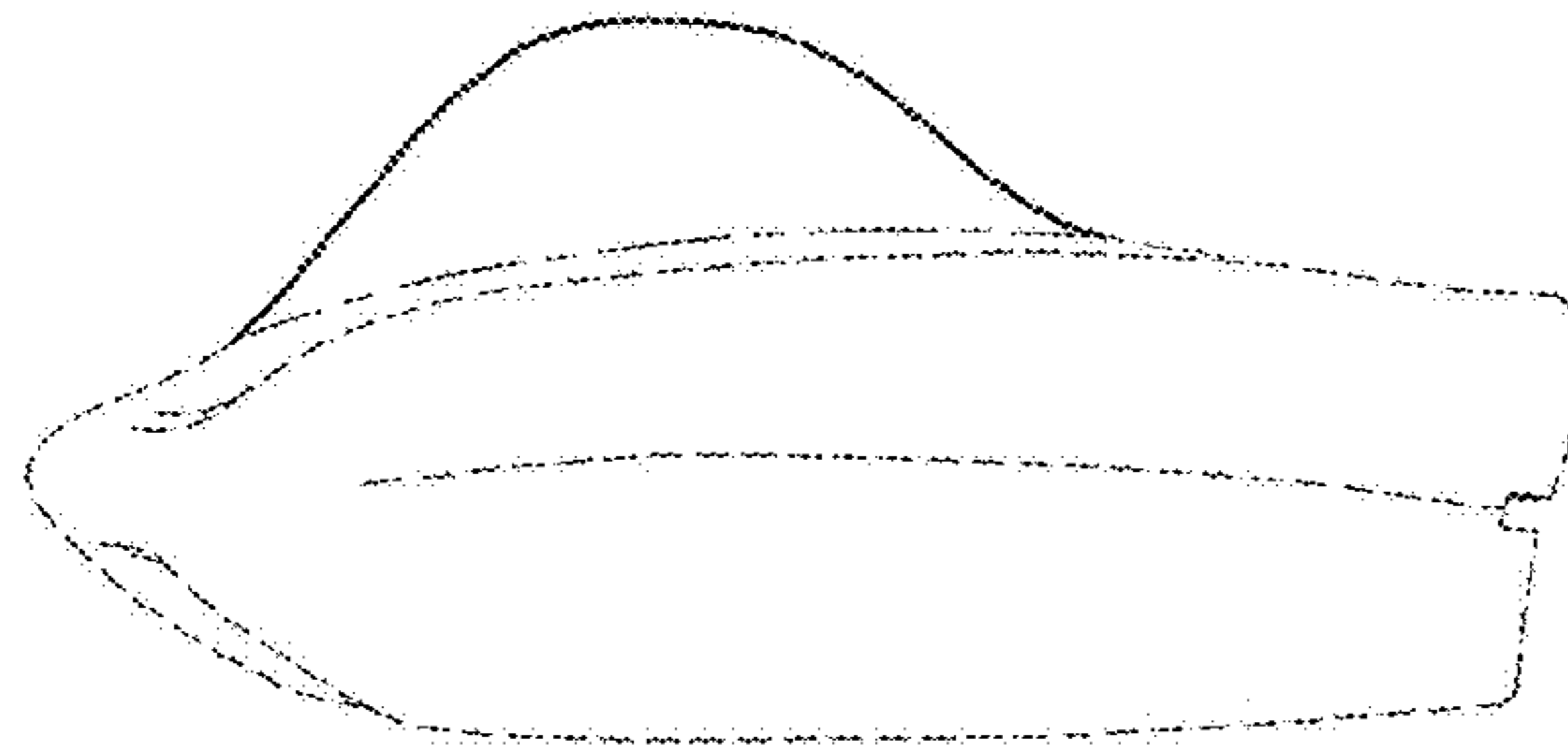


FIG. 4

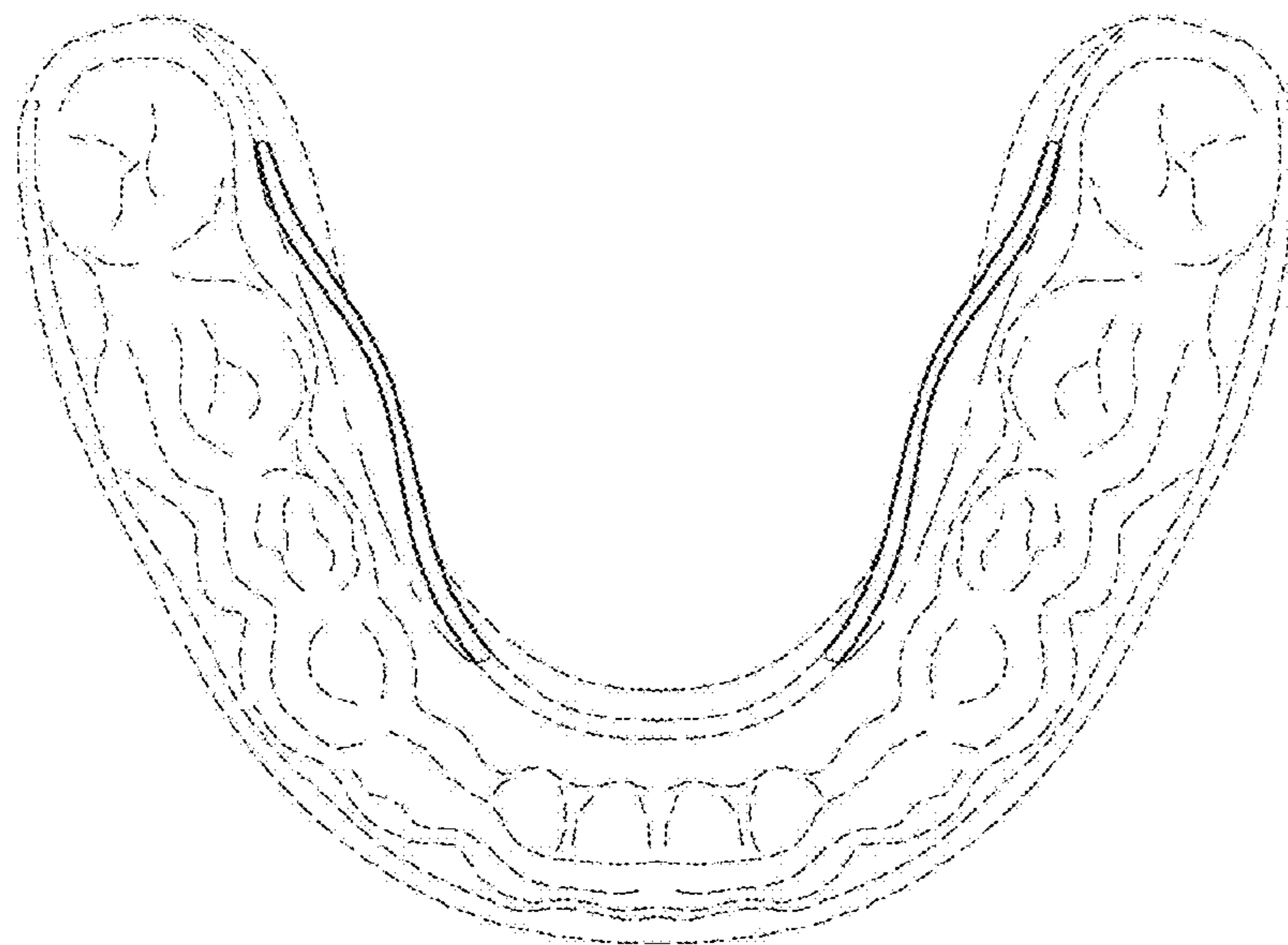


FIG. 5

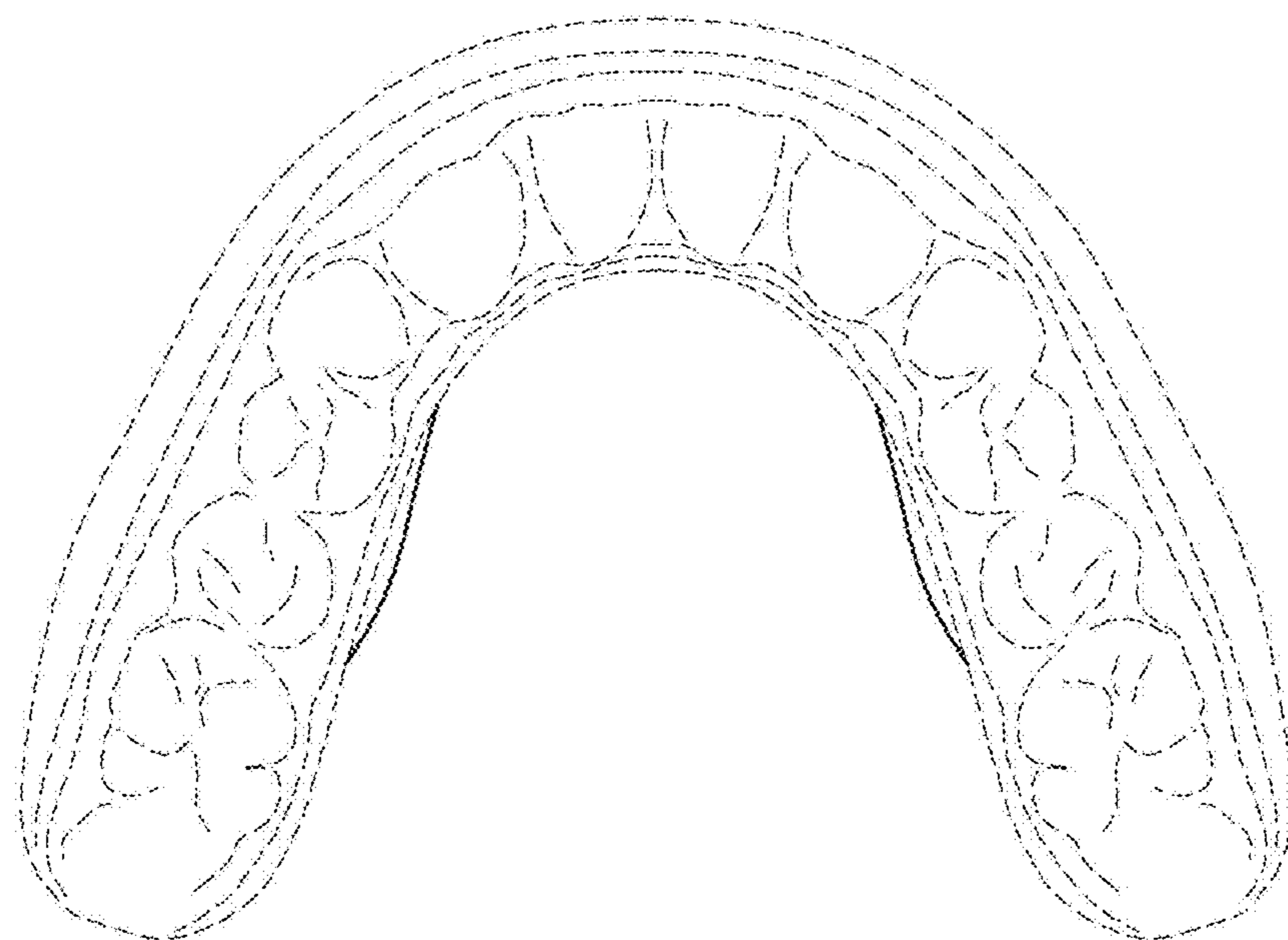


FIG. 6




FIG. 7