



US00D730513S

(12) **United States Design Patent**
Raouf

(10) **Patent No.:** **US D730,513 S**

(45) **Date of Patent:** **** May 26, 2015**

(54) **PERSONAL MOUTHPIECE**

(75) Inventor: **Paymon Raouf**, Las Vegas, NV (US)

(73) Assignee: **Paymon Raouf**, Las Vegas, NV (US)

(**) Term: **14 Years**

(21) Appl. No.: **29/418,602**

(22) Filed: **Apr. 18, 2012**

(51) **LOC (10) Cl.** **24-01**

(52) **U.S. Cl.**
USPC **D24/110.5**

(58) **Field of Classification Search**
USPC D24/163-169, 216, 231; 600/529-542;
422/84

See application file for complete search history.

(56) **References Cited**

U.S. PATENT DOCUMENTS

3,118,667 A * 1/1964 Barons 482/11
D300,059 S * 2/1989 Pier D24/176
D479,876 S * 9/2003 Gradon et al. D24/110.5

6,638,298 B1 * 10/2003 Shefflin 606/234
7,083,548 B1 * 8/2006 Moore et al. 482/11
D542,913 S * 5/2007 Aspinall et al. D24/110.5
D556,902 S * 12/2007 Allen et al. D24/110.5
D636,880 S * 4/2011 Osborn D24/177
D651,707 S * 1/2012 McKay D24/110
D715,920 S * 10/2014 Floyd D24/107

* cited by examiner

Primary Examiner — Richard E Chilcot

(74) *Attorney, Agent, or Firm* — Lewis Roca Rothgerber LLP

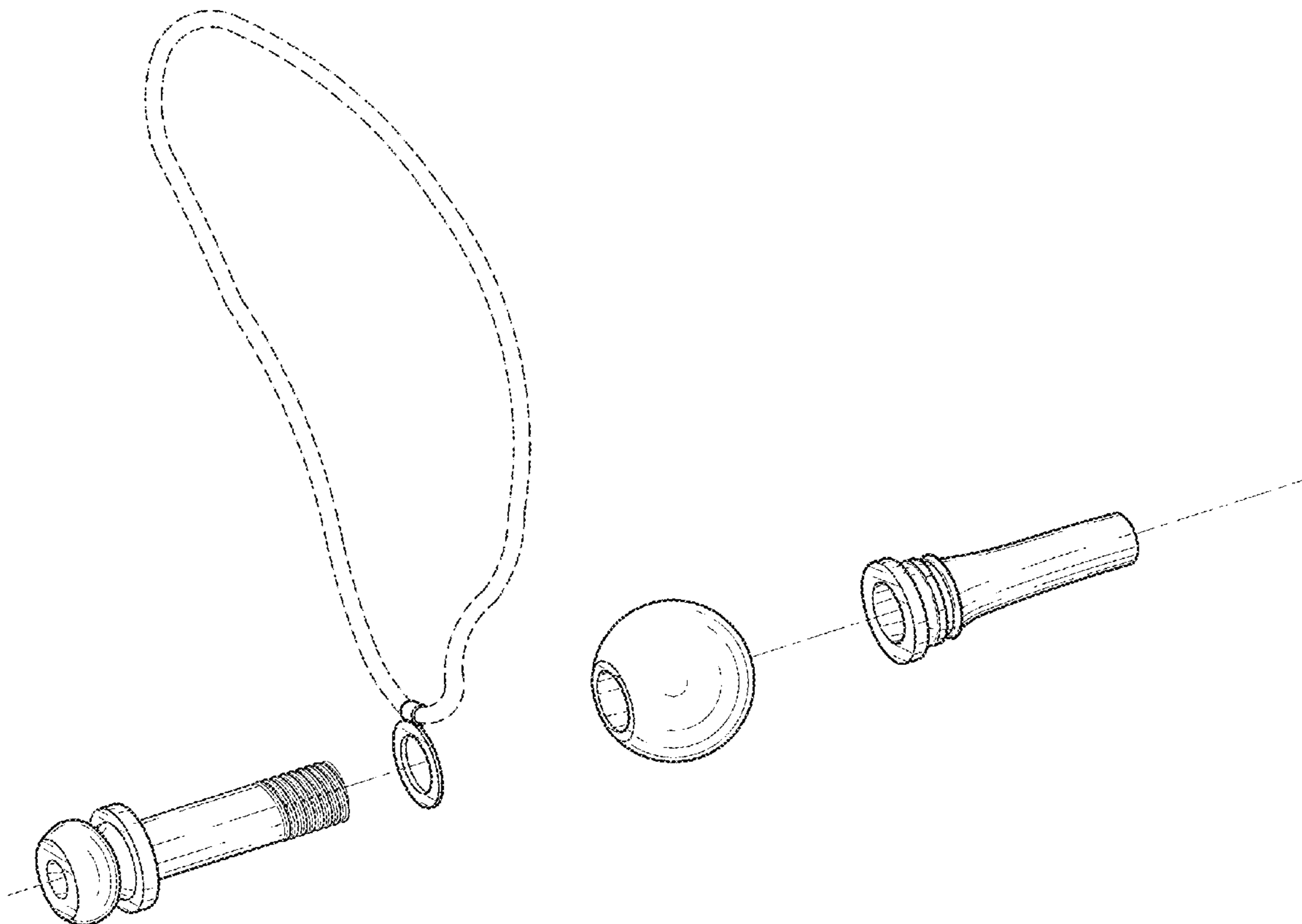
(57) **CLAIM**

The ornamental design for a personal mouthpiece, as shown and described.

DESCRIPTION

FIG. 1 is a perspective view of a personal mouthpiece. The broken lines showing the loop portion are included for the purpose of illustrating the personal mouthpiece design and form no part of the claimed design; and, FIG. 2 is an exploded view of the personal mouthpiece of FIG. 1.

1 Claim, 2 Drawing Sheets



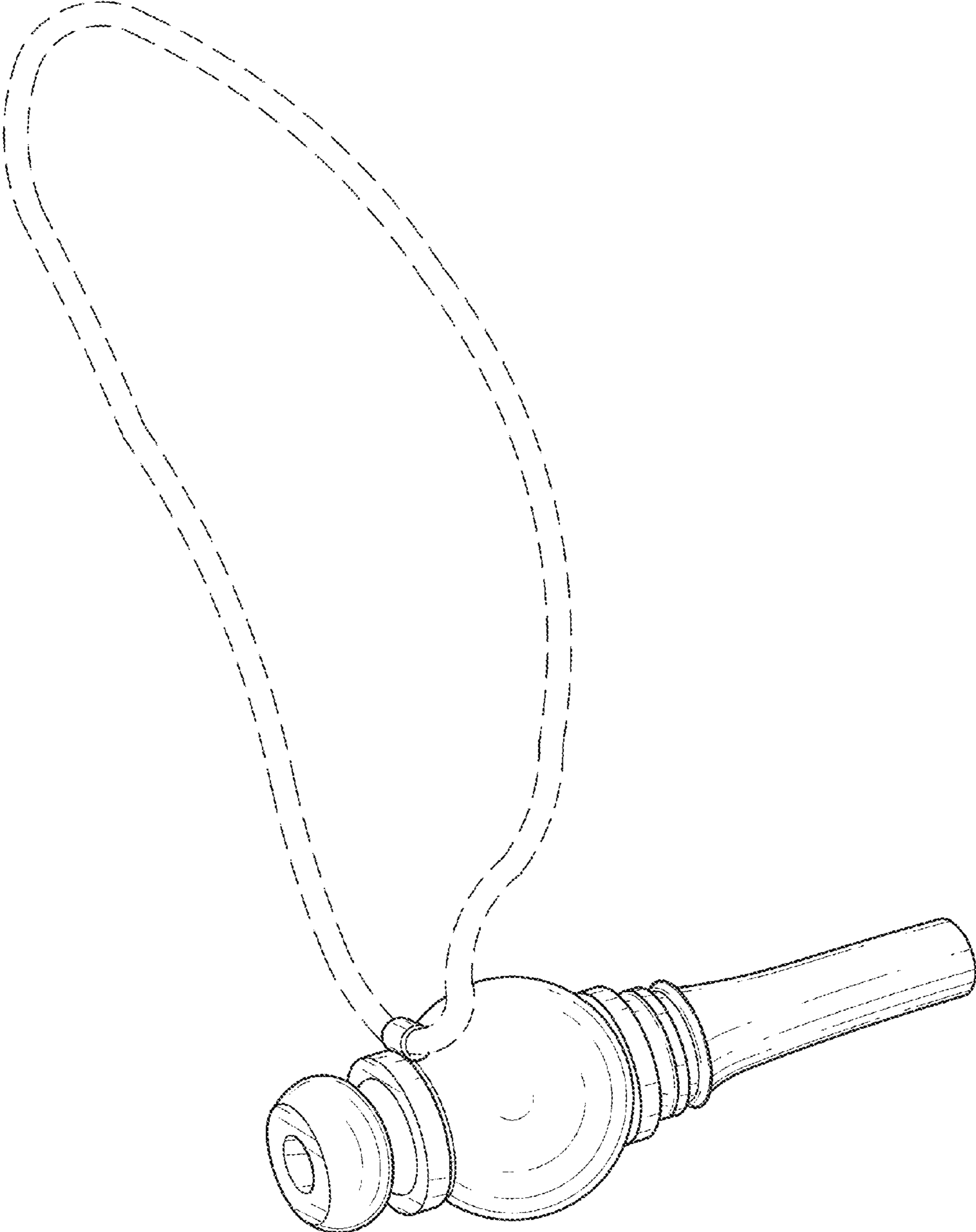


FIG. 1

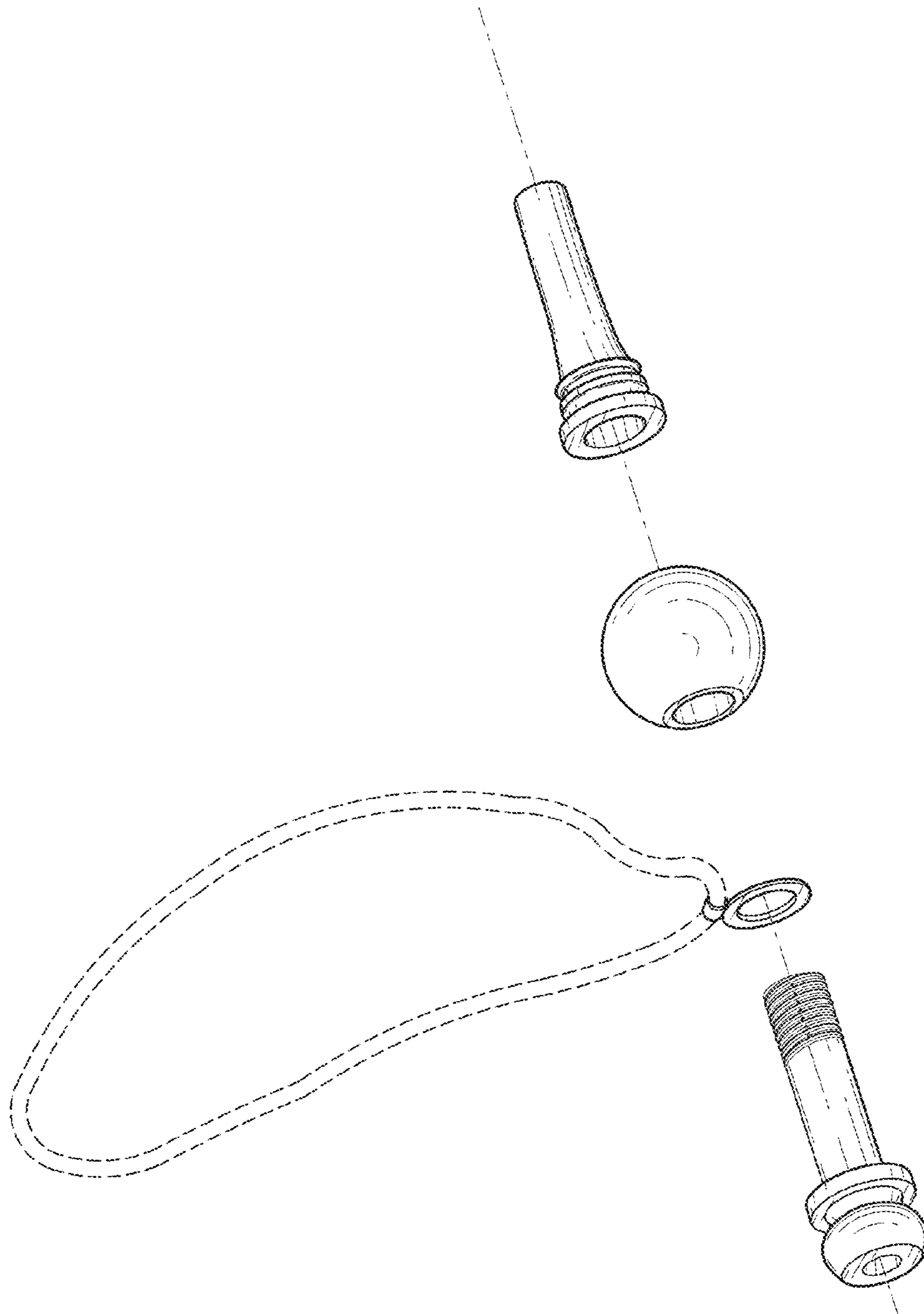


FIG. 2