



US00D730506S

(12) **United States Design Patent**
Poindexter et al.

(10) **Patent No.:** **US D730,506 S**

(45) **Date of Patent:** **** May 26, 2015**

(54) **TOWER AIR PURIFIER WITH SCENT DELIVERY**

(71) Applicant: **Kaz USA, Inc.**, Southborough, MA (US)

(72) Inventors: **Michael Poindexter**, New York, NY (US); **Joozwi Rhi**, Oradell, NJ (US); **Thomas Dooley**, Hoboken, NJ (US); **Arthur Eisenkrein**, Gladbeck (DE)

(73) Assignee: **Helen of Troy Limited**, St. Michael (BB)

(**) Term: **14 Years**

(21) Appl. No.: **29/457,748**

(22) Filed: **Jun. 12, 2013**

(51) **LOC (10) Cl.** **23-04**

(52) **U.S. Cl.**
USPC **D23/364**

(58) **Field of Classification Search**
USPC D23/355–366, 352, 369, 332, 333, 335, D23/336, 342, 351; 422/120, 122; 55/356, 55/473, 504; 96/97; 261/DIG. 17, DIG. 65, 261/DIG. 88, DIG. 31
See application file for complete search history.

(56) **References Cited**

U.S. PATENT DOCUMENTS

D544,593 S *	6/2007	Yamamoto	D23/366
D588,251 S *	3/2009	Spiegel	D23/364
D597,192 S *	7/2009	Drucker et al.	D23/366
D632,377 S *	2/2011	Blachford et al.	D23/366

D632,773 S *	2/2011	Abbondanzio et al.	D23/366
D637,274 S *	5/2011	Chan et al.	D23/364
D647,187 S *	10/2011	Chan et al.	D23/364
D672,860 S *	12/2012	Blachford et al.	D23/366
D675,309 S *	1/2013	Freeborn et al.	D23/366
D678,493 S *	3/2013	Lacotta et al.	D23/355
D680,637 S *	4/2013	Blachford et al.	D23/366
D681,183 S *	4/2013	Blachford et al.	D23/366
D689,998 S *	9/2013	Carbone et al.	D23/366

* cited by examiner

Primary Examiner — David Muller

(74) *Attorney, Agent, or Firm* — Stroock & Stroock & Lavan LLP

(57) **CLAIM**

The ornamental design for a tower air purifier with scent delivery, as shown and described.

DESCRIPTION

FIG. 1 is a perspective view of a tower air purifier with scent delivery, constructed in accordance with the present invention;
FIG. 2 is a front view thereof;
FIG. 3 is a right side view thereof;
FIG. 4 is a rear view thereof;
FIG. 5 is a bottom view thereof;
FIG. 6 is a left side view thereof; and,
FIG. 7 is a top view thereof.
The broken line showing of parts of the drawings is included for the purpose of illustrating use and environment and forms no part of the claimed design.

1 Claim, 7 Drawing Sheets

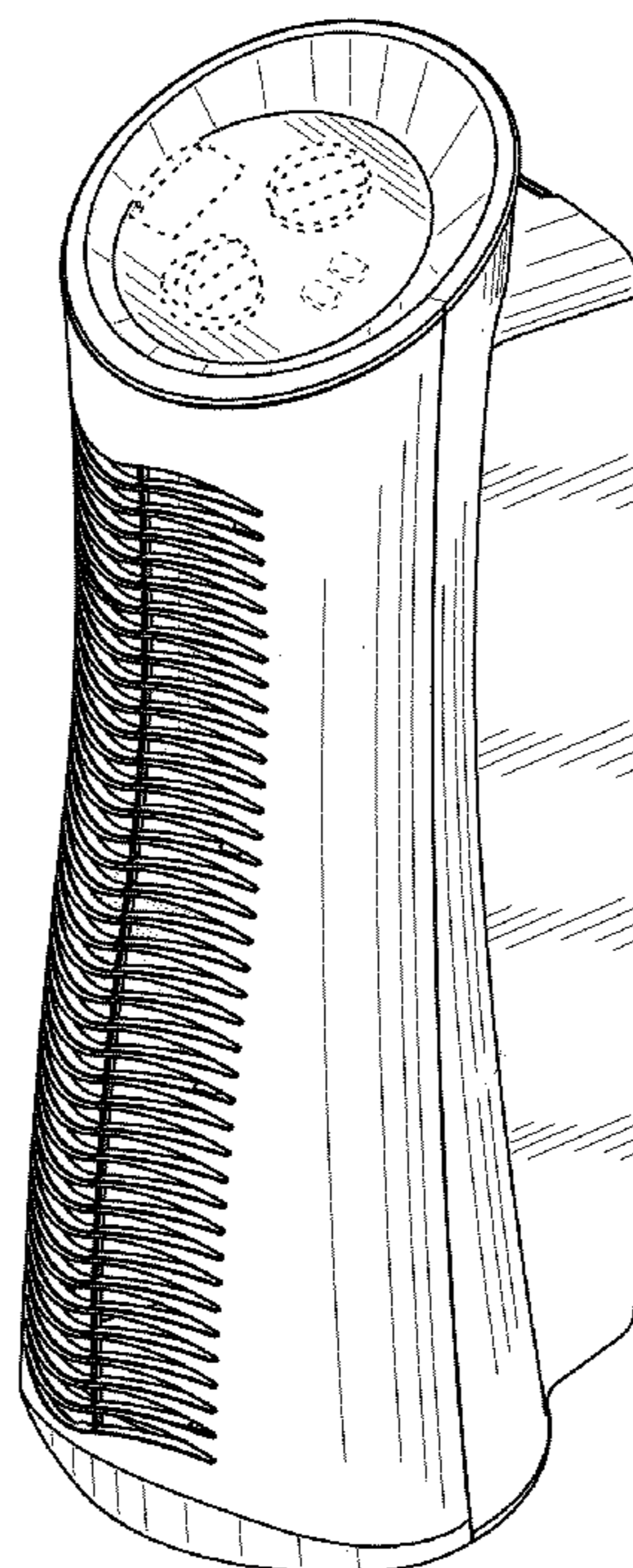


Fig. 1

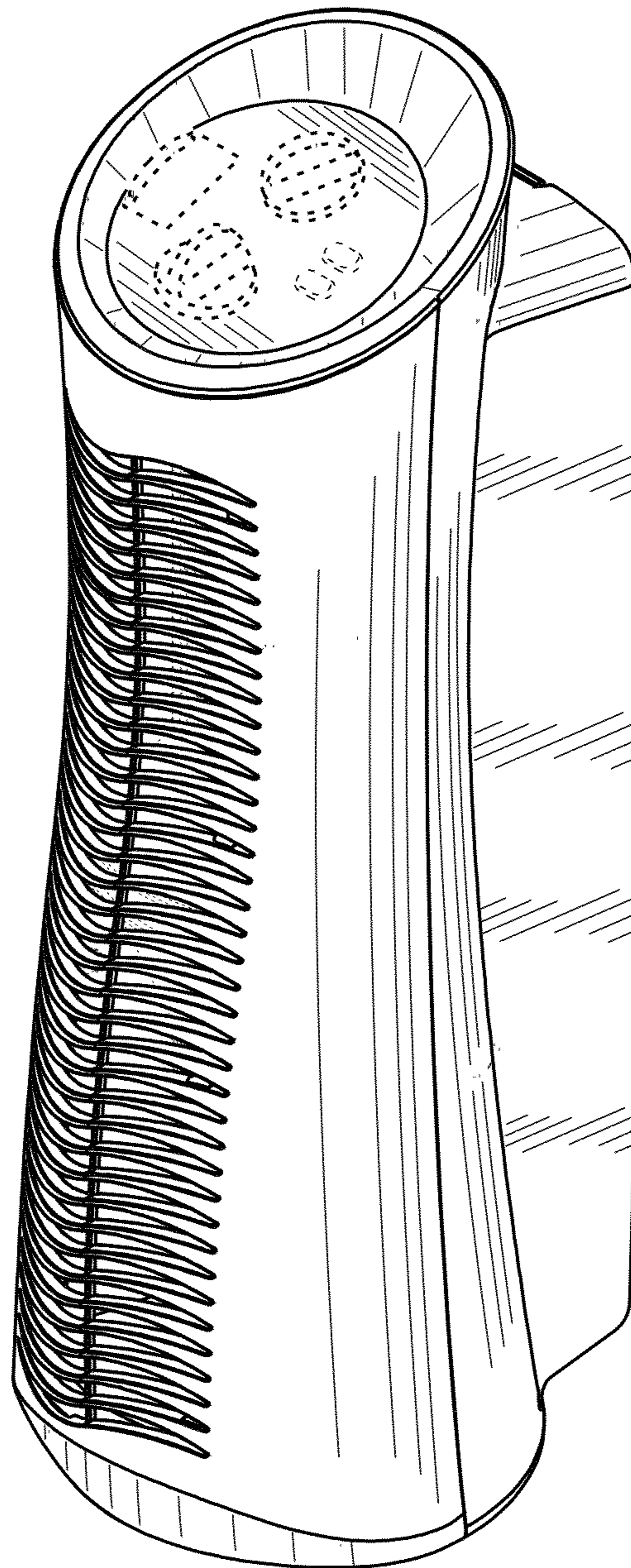


Fig. 2

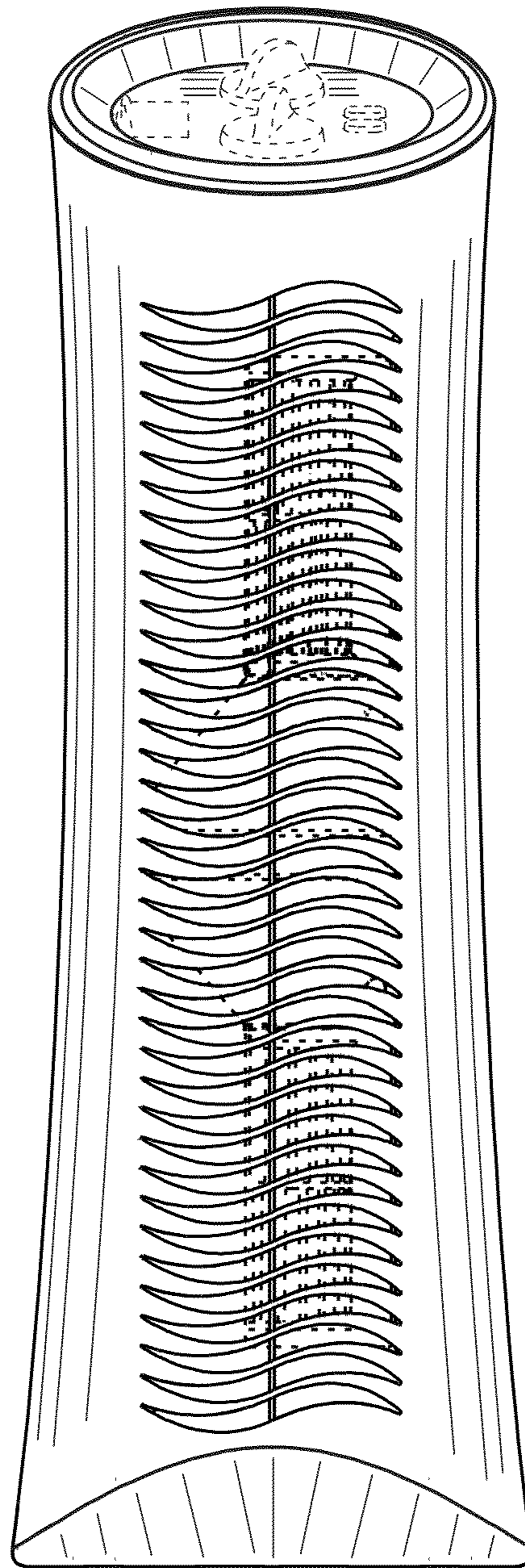


Fig. 3

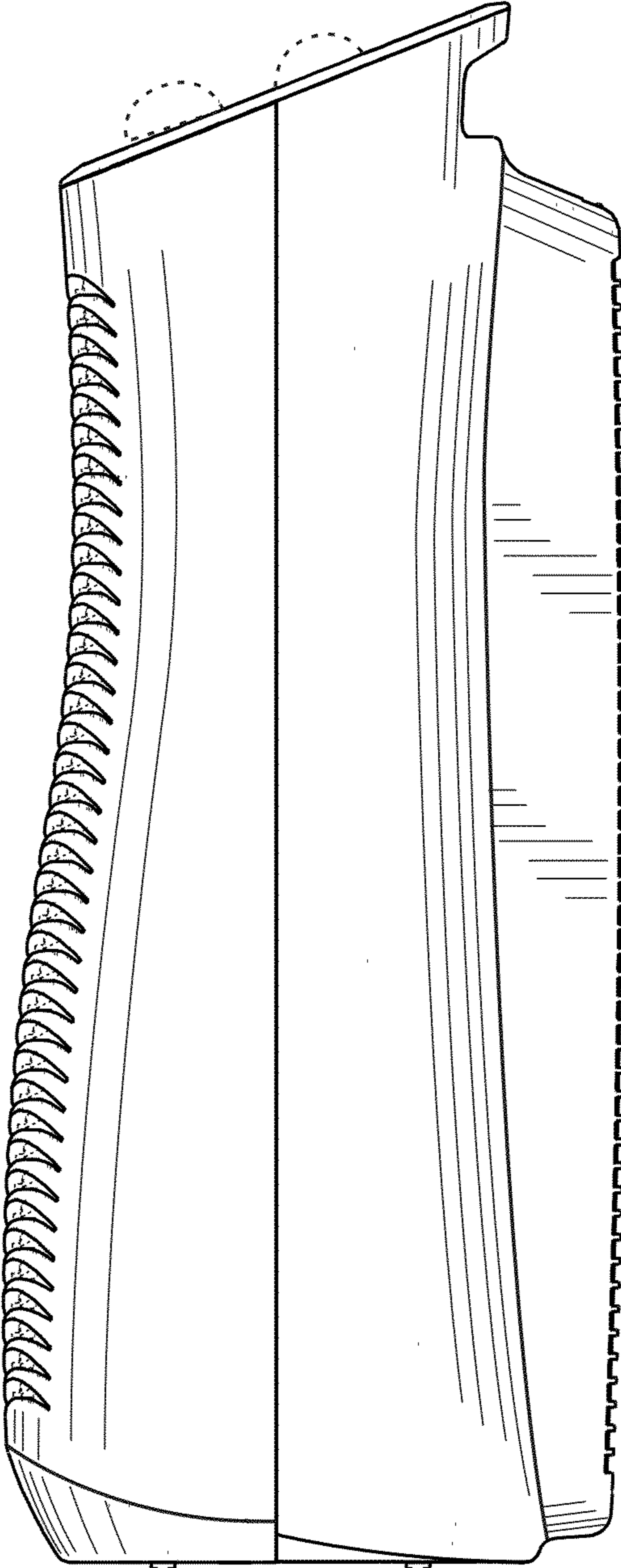


Fig. 4

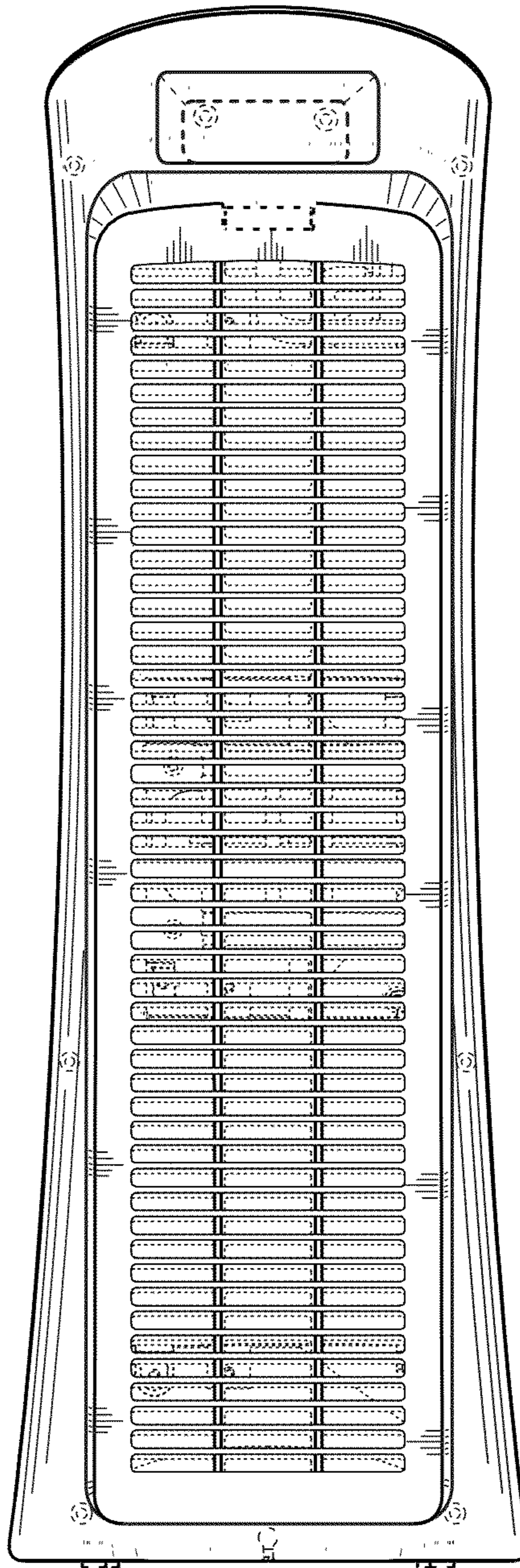


Fig. 5

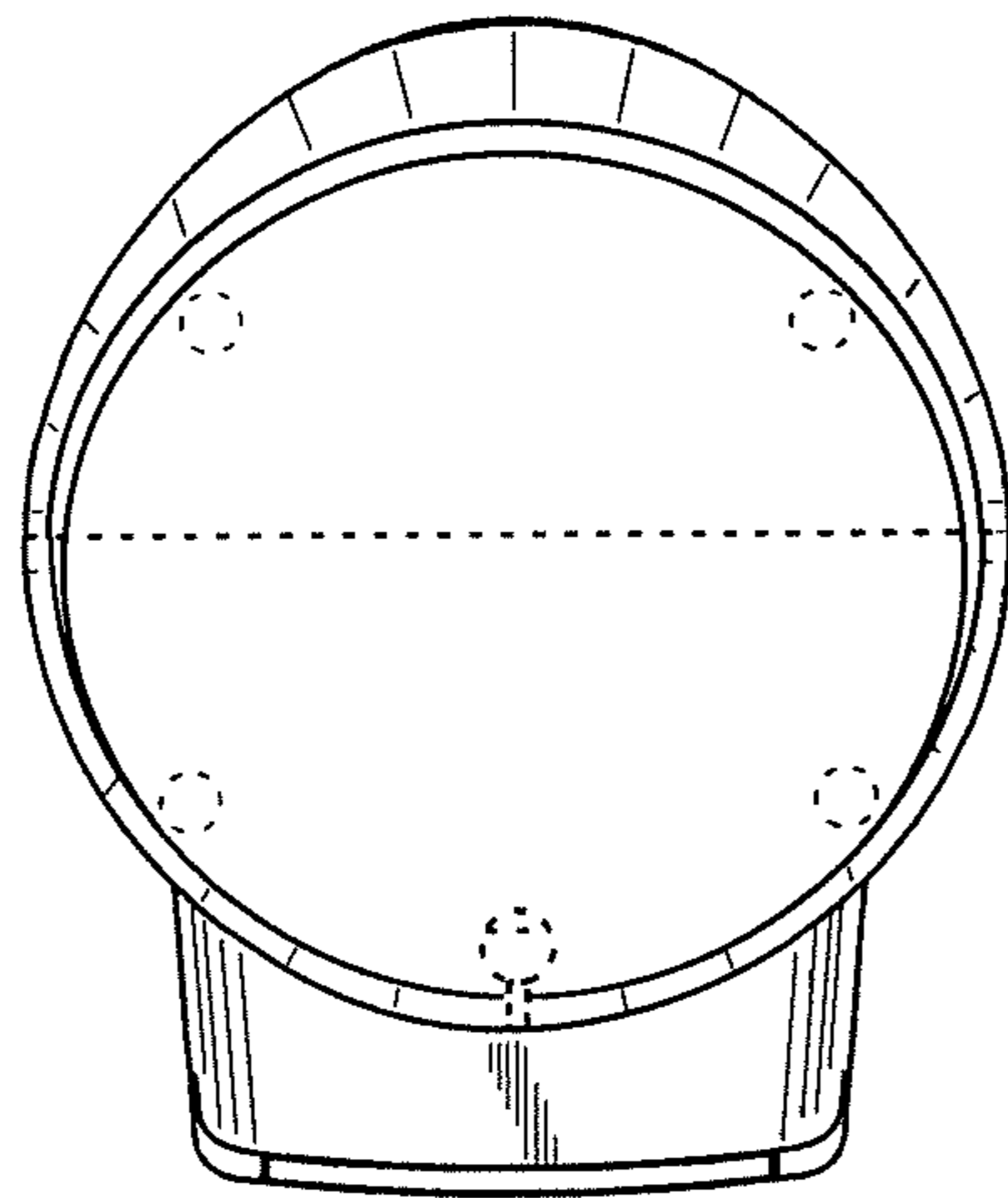


Fig. 6

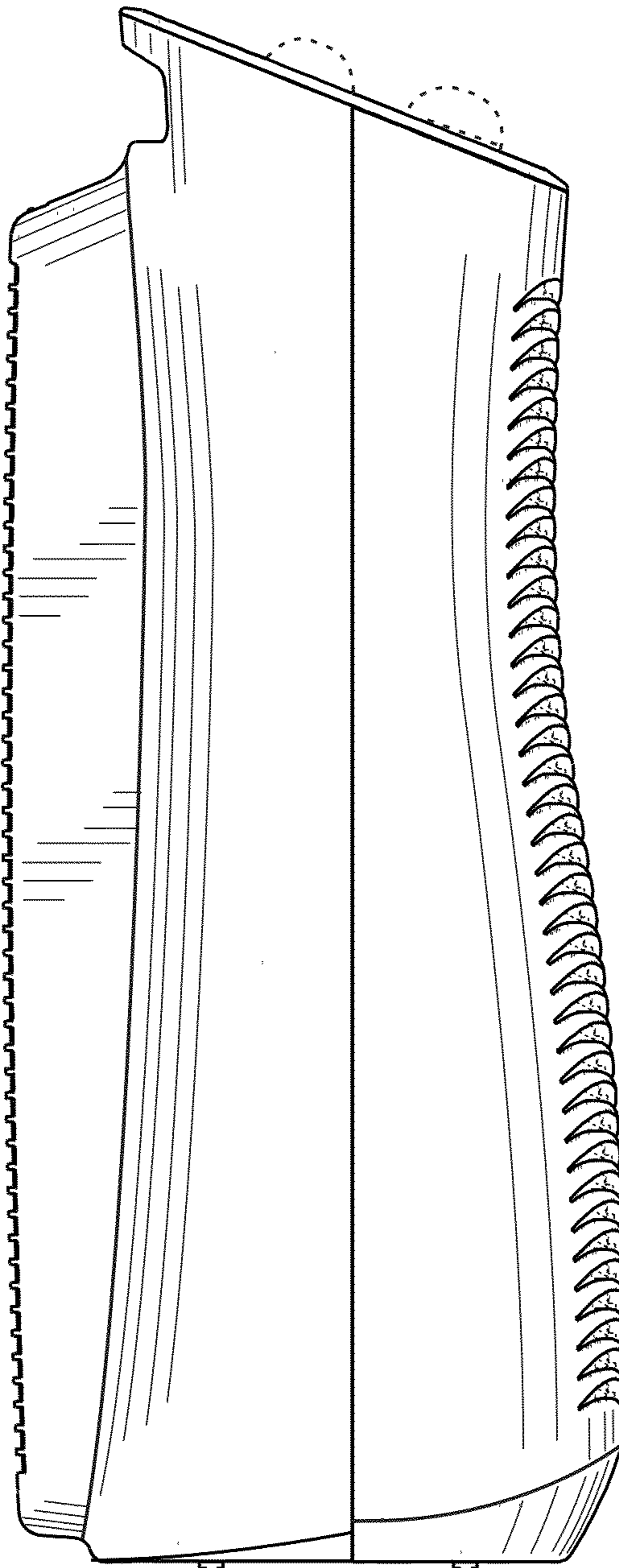


Fig. 7

