



US00D730493S

(12) **United States Design Patent**
Sehl

(10) **Patent No.:** **US D730,493 S**

(45) **Date of Patent:** **** May 26, 2015**

(54) **DRAIN STRAINER**

(71) Applicant: **Michael Gaffney Sehl**, Taipei (TW)

(72) Inventor: **Michael Gaffney Sehl**, Taipei (TW)

(**) Term: **14 Years**

(21) Appl. No.: **29/474,157**

(22) Filed: **Jun. 20, 2014**

(51) **LOC (10) Cl.** **23-01**

(52) **U.S. Cl.**
USPC **D23/261**

(58) **Field of Classification Search**
USPC D23/259–265, 303–311; 4/286–295,
4/688, 689; 210/163; 220/257
See application file for complete search history.

(56) **References Cited**

U.S. PATENT DOCUMENTS

D255,706 S *	7/1980	Adam	D23/261
D275,315 S *	8/1984	Sarnoff et al.	D23/261
D278,459 S *	4/1985	Cook	D23/261
D316,594 S *	4/1991	Yuen	D23/261
6,163,896 A *	12/2000	Lee	4/289
6,173,455 B1 *	1/2001	Nordstrom	4/292
D507,821 S *	7/2005	Colpitts et al.	D23/261
D550,819 S *	9/2007	Seehoff	D23/261
D630,306 S *	1/2011	Seehoff et al.	D23/261
D630,714 S *	1/2011	Dukes	D23/260
D662,573 S *	6/2012	Rogalski	D23/261
D673,246 S *	12/2012	Lee	D23/260
D678,482 S *	3/2013	Williams	D23/261

D678,483 S *	3/2013	Barker	D23/261
D680,628 S *	4/2013	Houck	D23/260
2006/0207003 A1 *	9/2006	Harmes	4/286

OTHER PUBLICATIONS

Danco Hair Catcher With Microban, Basin/Tub Stoppers, Faucet Parts and Repair, Faucets, Plumbing, acehardware.com, Searched Oct. 7, 2014, <http://www.acehardware.com/product/index.jsp?productId=19275396>.*

Bathroom Drain Hair Stopper, Shower Curtains and Accessories, Wash, bedbathbeyond.com, Searched Oct. 7, 2014, <http://www.bedbathbeyond.com/store/product/bathroom-drain-hair-stopper/1013708878>.*

* cited by examiner

Primary Examiner — Eric Goodman

Assistant Examiner — Steven Czyz

(57) **CLAIM**

The ornamental design for a drain strainer, as shown and described.

DESCRIPTION

FIG. 1 is a view in perspective of the top of the present invention;

FIG. 2 is a view in perspective of the bottom of the present invention;


FIG. 3 is a right side view of the present invention;

FIG. 4 is a left side view of the present invention;

FIG. 5 is a top view of the present invention; and,

FIG. 6 is a bottom view of the present invention.

1 Claim, 4 Drawing Sheets



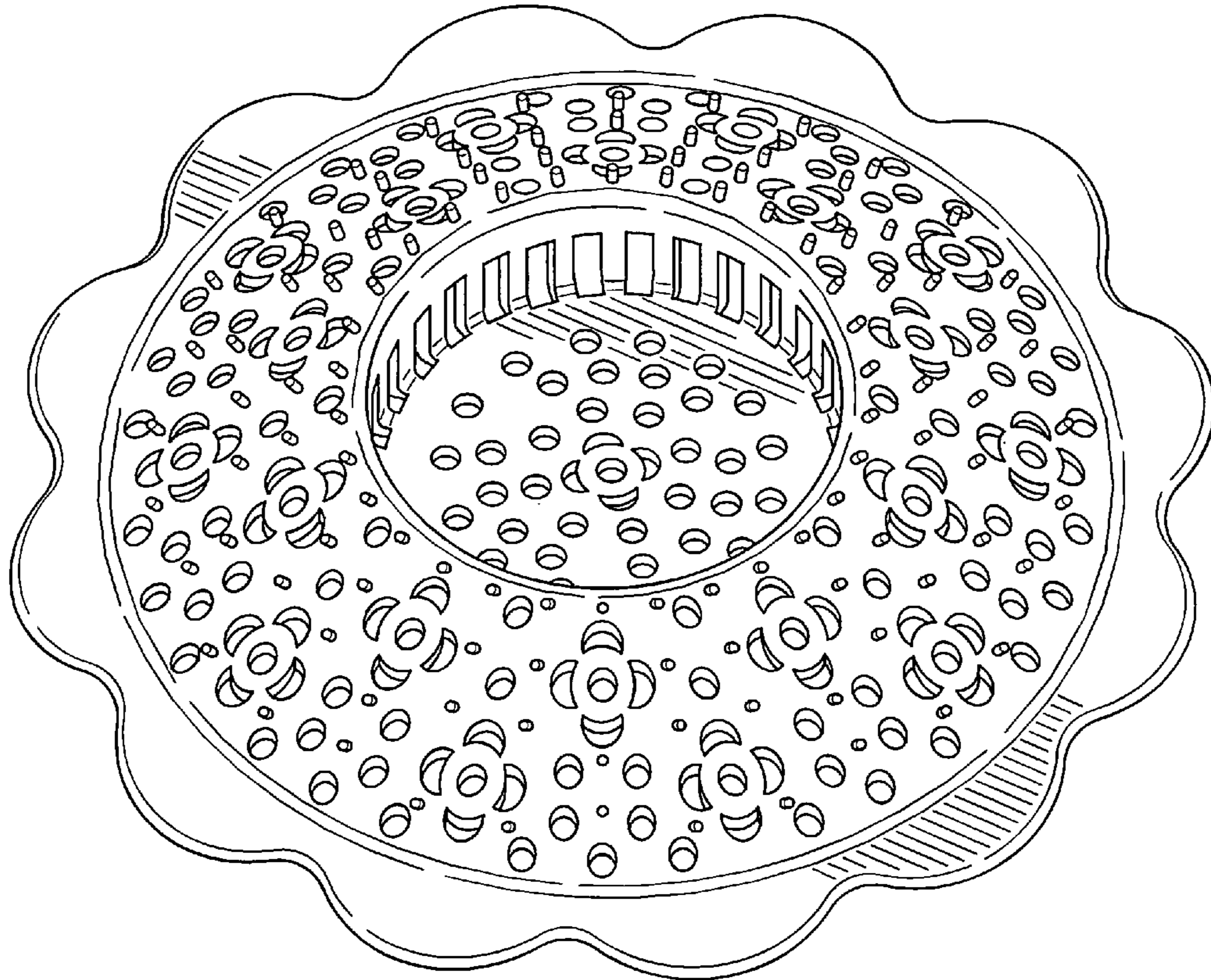


FIG. 1

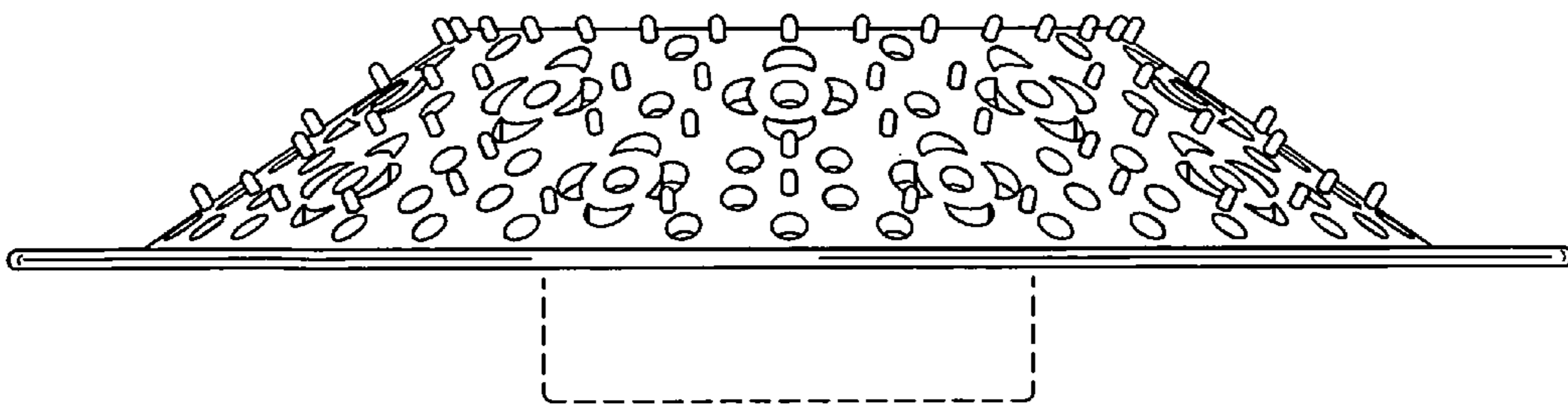


FIG. 3

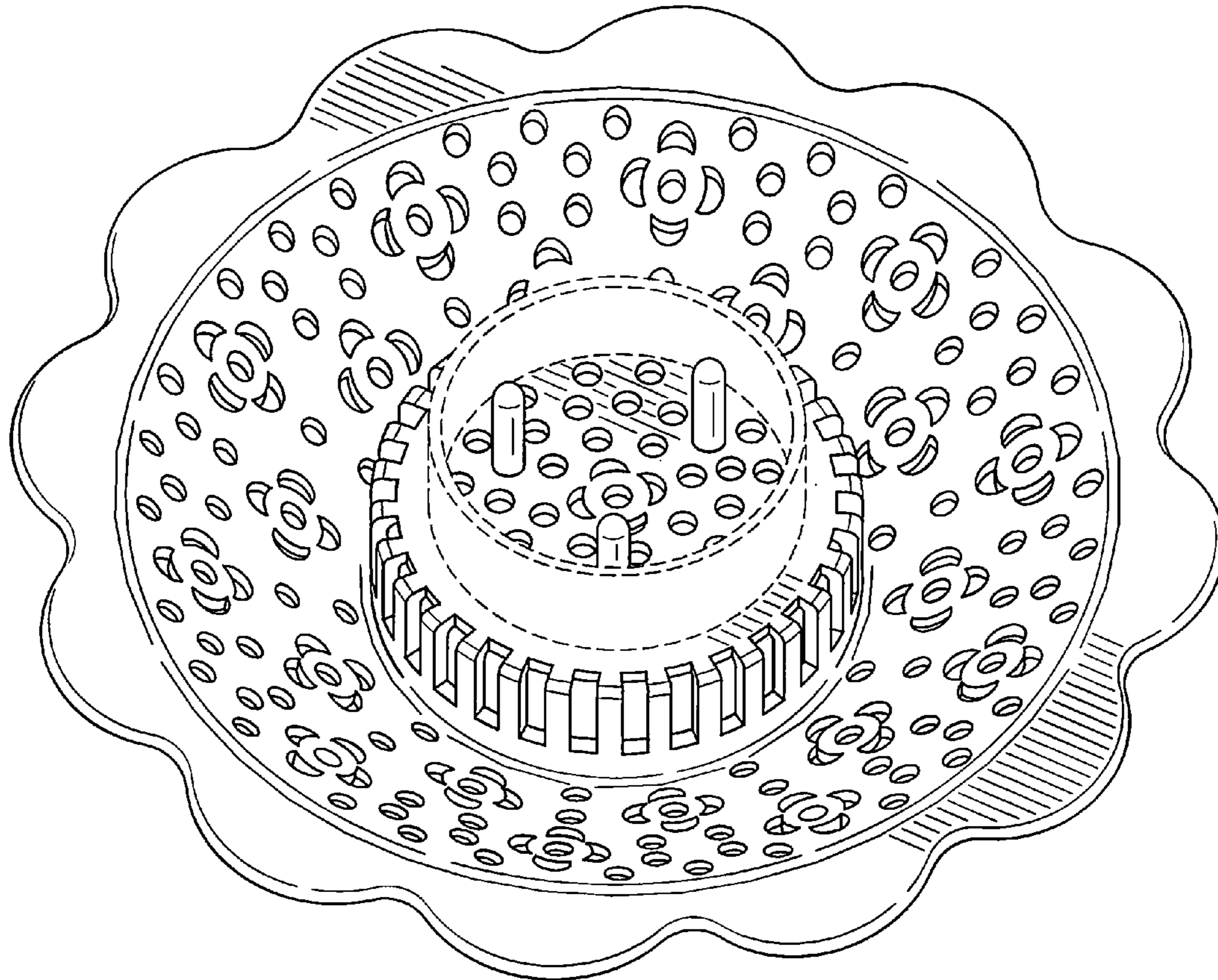


FIG. 2

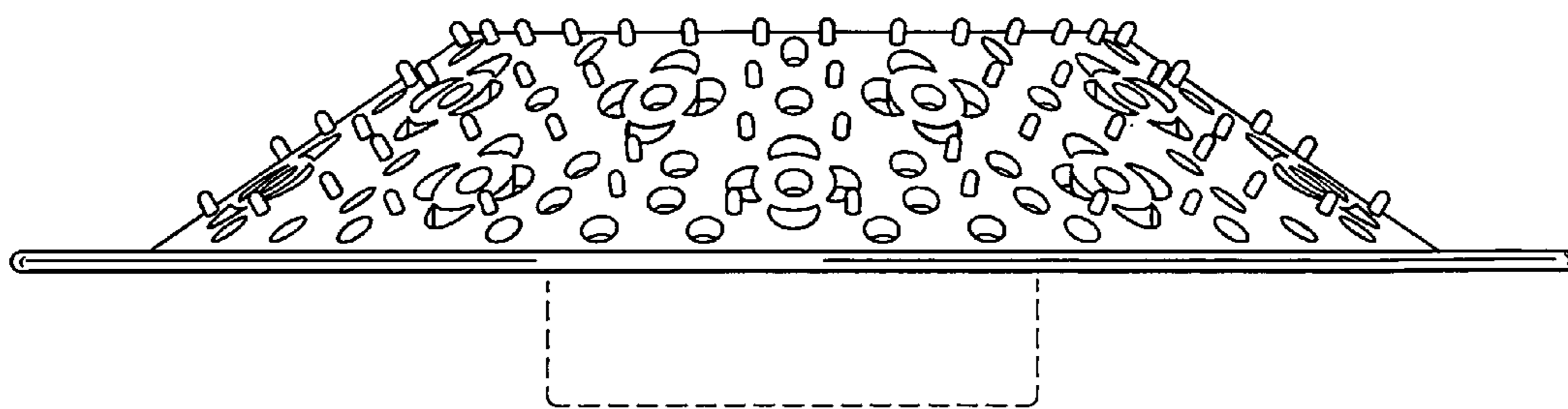


FIG. 4




FIG. 5




FIG. 6