



US00D730485S

(12) **United States Design Patent**
Lutz et al.

(10) **Patent No.:** **US D730,485 S**
(45) **Date of Patent:** **** May 26, 2015**

(54) **REPLACEABLE FILTER ELEMENT**

(71) Applicant: **Elive LLC**, New Berlin, WI (US)

(72) Inventors: **Thomas Lutz**, Cedar Rapids, IA (US);
Matthew Allen, Waterford, WI (US)

(73) Assignee: **ELIVE LLC**, New Berlin, WI (US)

(**) Term: **14 Years**

(21) Appl. No.: **29/484,505**

(22) Filed: **Mar. 10, 2014**

(51) **LOC (10) Cl.** **23-01**

(52) **U.S. Cl.**
USPC **D23/210**

(58) **Field of Classification Search**
USPC D23/207-210; 119/259, 260;
210/167.21, 167.25, 167.27
See application file for complete search history.

(56) **References Cited**

U.S. PATENT DOCUMENTS

D183,884 S *	11/1958	Halpert	D23/210
D216,259 S *	12/1969	Sesholtz	D23/210
D235,260 S *	6/1975	Danner	D23/210
D268,607 S *	4/1983	Malik	D23/210
4,483,769 A *	11/1984	Sherman	210/282
D295,441 S *	4/1988	Tominaga	D23/210
D296,001 S *	5/1988	Ng	D23/210
D392,717 S *	3/1998	Conger, IV	D23/210
D474,526 S *	5/2003	Mayer	D23/210
7,425,274 B1 *	9/2008	Helfet	210/807
8,303,811 B1 *	11/2012	Mihlbauer	210/167.25
D674,037 S *	1/2013	Ishikawa et al.	D23/210
D686,694 S *	7/2013	Li	D23/210
8,475,657 B2 *	7/2013	Wu	210/167.22

OTHER PUBLICATIONS

“EcoQube—Desktop Ecosystem That Grows Flowers and Herbs”,
by Aqua Design Innovations, <https://www.kickstarter.com/projects/>

kevinzl/ecoqube-desktop-ecosystem-that-grow-flowers-and-he,
Dec. 30, 2013 (25 pages).

* cited by examiner

Primary Examiner — Robin V Webster

(74) *Attorney, Agent, or Firm* — Michael Best & Friedrich
LLP

(57) **CLAIM**


We claim the ornamental design for a replaceable filter ele-
ment, as shown and described.

DESCRIPTION

FIG. 1 is a perspective view of a replaceable filter element
embodying the invention;
FIG. 2 is a top view of the replaceable filter element of FIG.
1;
FIG. 3 is a front view of the replaceable filter element of FIG.
1;
FIG. 4 is a right side view of the replaceable filter element of
FIG. 1;
FIG. 5 is a left side view of the replaceable filter element of
FIG. 1;
FIG. 6 is a perspective view of another replaceable filter
element embodying the invention;
FIG. 7 is a top view of the replaceable filter element of FIG.
6;
FIG. 8 is a front view of the replaceable filter element of FIG.
6;
FIG. 9 is a right side view of the replaceable filter element of
FIG. 6; and,
FIG. 10 is a left side view of the replaceable filter element of
FIG. 6.

The elements shown in broken lines are included for the
purpose of illustrating environment and form no part of the
claimed design.

1 Claim, 6 Drawing Sheets



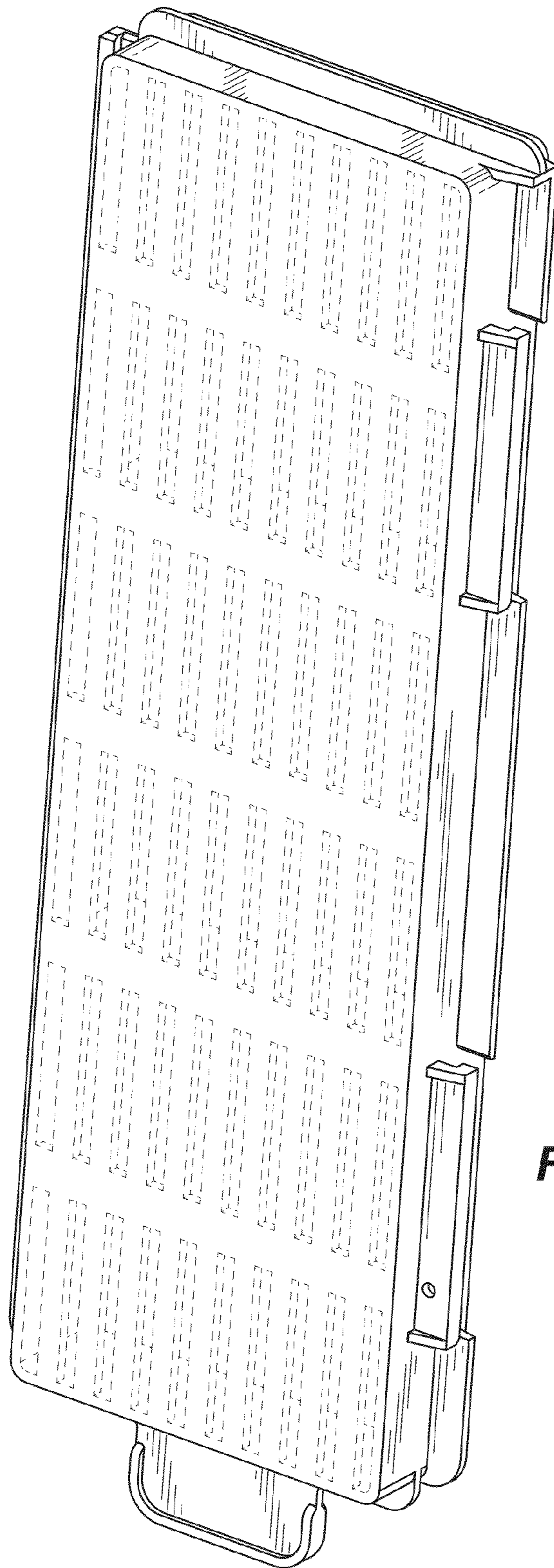


FIG. 1

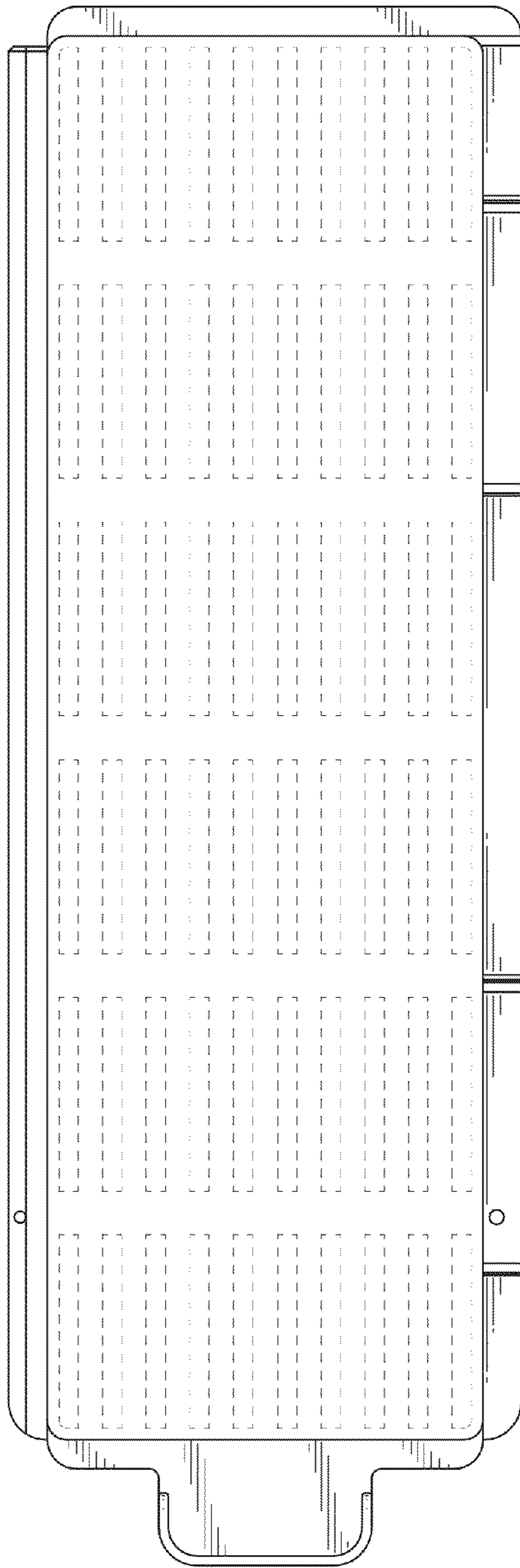


FIG. 2

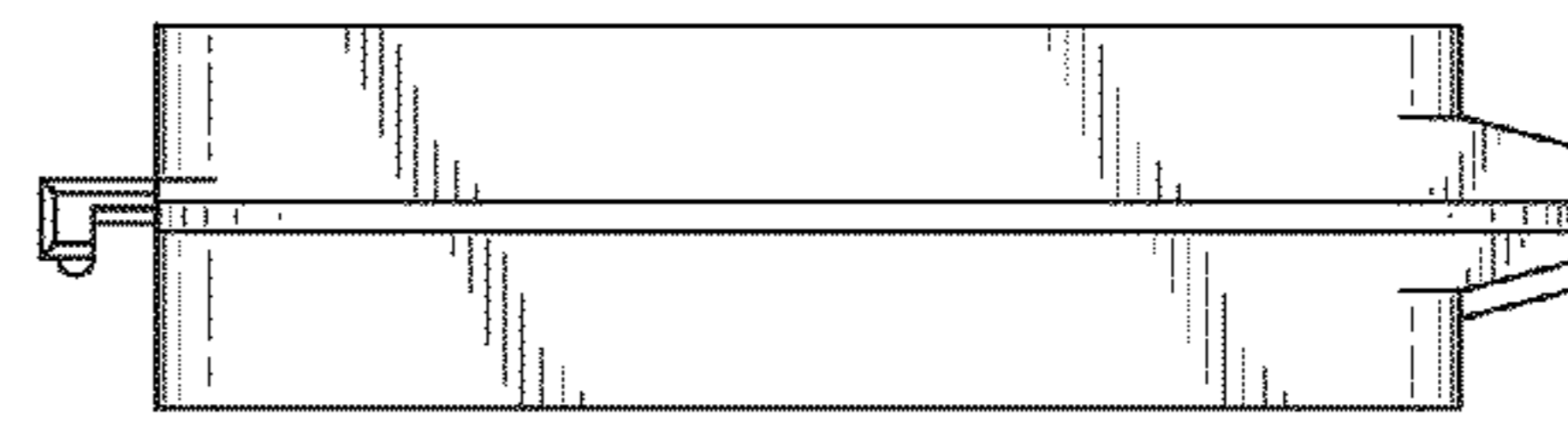


FIG. 3

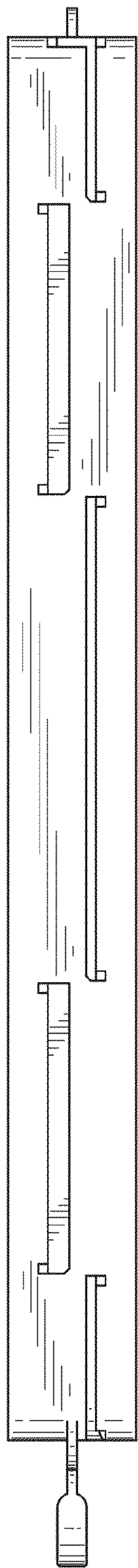


FIG. 4

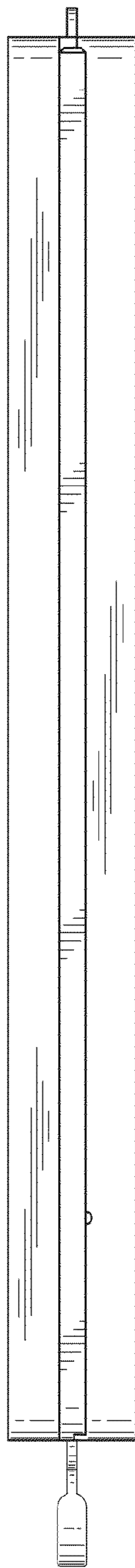


FIG. 5

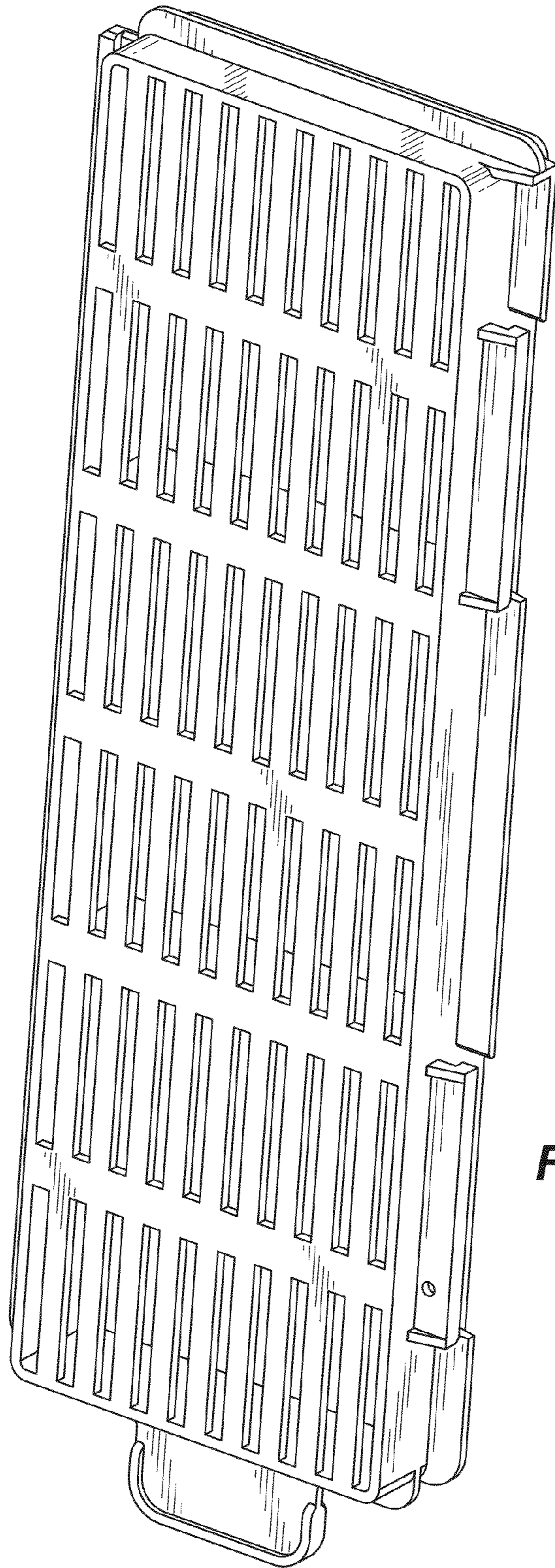


FIG. 6

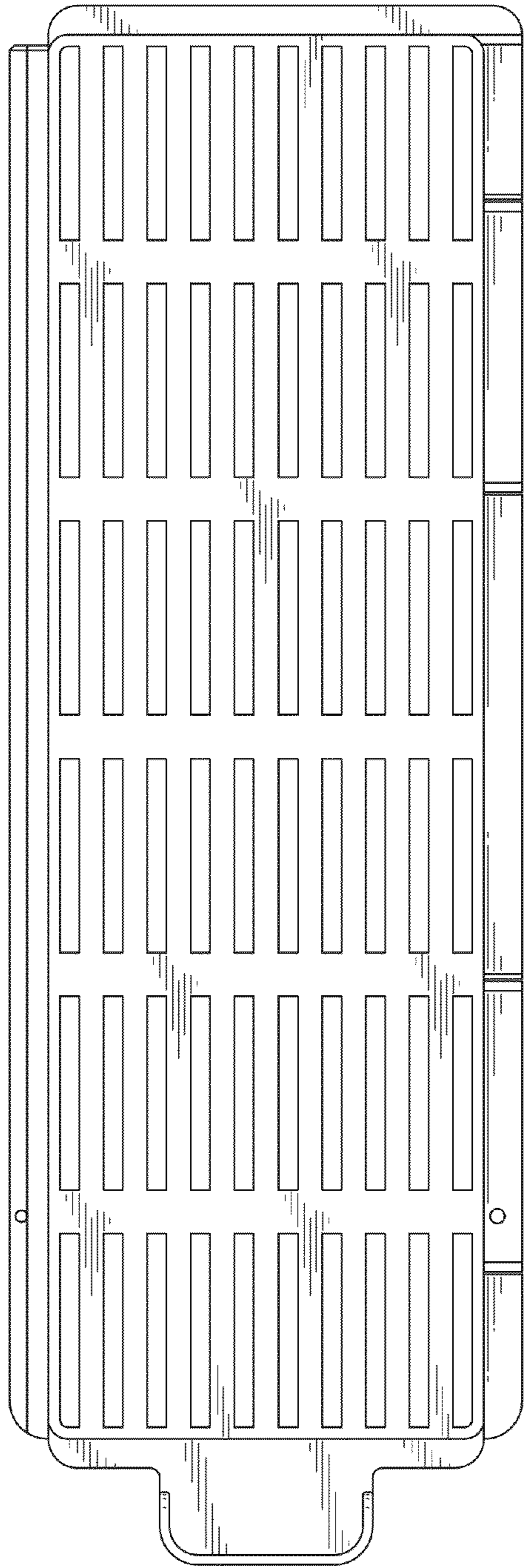


FIG. 7

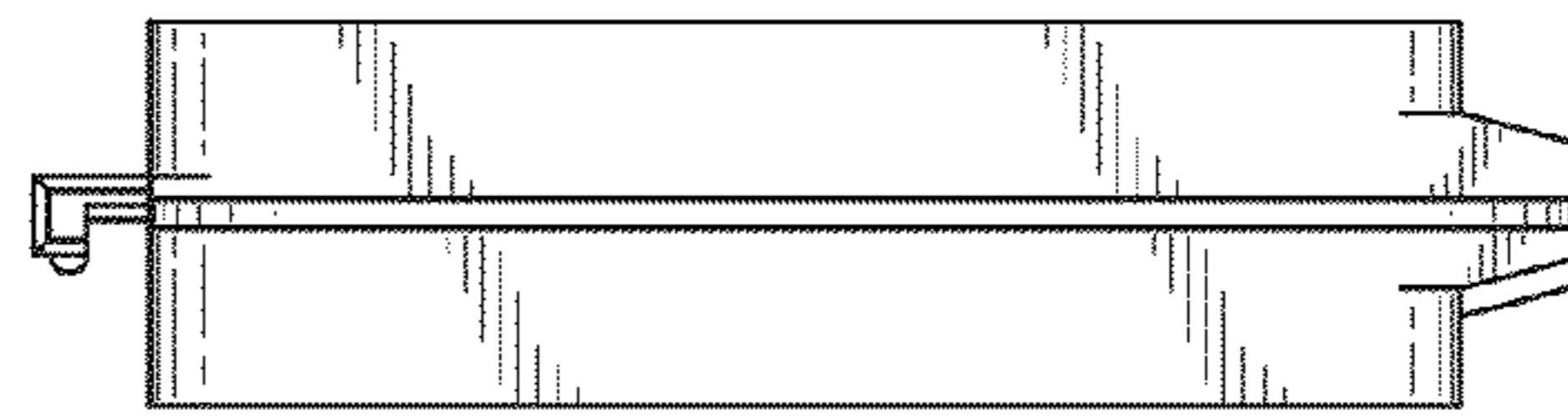


FIG. 8

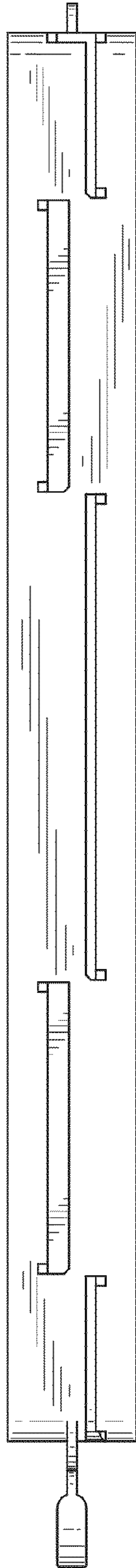


FIG. 9




FIG. 10