



US00D730476S

(12) **United States Design Patent**
Dommett et al.

(10) **Patent No.:** **US D730,476 S**

(45) **Date of Patent:** **** May 26, 2015**

(54) **OMNIBUS RESOLUTION ASSESSMENT
TARGET FOR SENSORS**

(56) **References Cited**

U.S. PATENT DOCUMENTS

(71) Applicant: **The United States of America, as
represented by the Secretary of the Air
Force**, Washington, DC (US)

D715,394	S	*	10/2014	Young	D22/109
D720,033	S	*	12/2014	Mikroulis	D22/109
8,945,956	B2	*	2/2015	Stamper	438/18
2010/0059414	A1	*	3/2010	Sturm et al.	209/155
2014/0278213	A1	*	9/2014	Hsieh et al.	702/150
2014/0342375	A1	*	11/2014	Grisham et al.	435/7.24

(72) Inventors: **David W Dommett**, Beavercreek, OH
(US); **Alan R Pinkus**, Bellbrook, OH
(US); **Harry Lee Task**, Tucson, AZ (US)

* cited by examiner

(73) Assignee: **The United States of America as
represented by the Secretary of the Air
Force**, Washington, DC (US)

Primary Examiner — Michael A Pratt

(74) *Attorney, Agent, or Firm* — AFMCLO/JAZ; Charles
Figer, Jr.

(**) Term: **14 Years**

(57) **CLAIM**

The ornamental design for an omnibus resolution assessment
target for sensors, as shown and described.

(21) Appl. No.: **29/477,817**

(22) Filed: **Dec. 27, 2013**

DESCRIPTION

(51) **LOC (10) Cl.** **22-01**


(52) **U.S. Cl.**
USPC **D22/109**

(58) **Field of Classification Search**
CPC F41G 1/27; F41G 1/33; F41G 1/04;
F41G 1/32; F41G 1/38; F41G 1/383; F41G
1/387; F41G 1/393; F41G 1/40; F41G 1/44;
F41G 1/46; F41G 1/54; F41G 3/005; F41G
3/02; F41G 3/04; F41G 3/06; F41G 3/065;
F41G 3/08; F41G 3/10; F41G 3/12; F41G
3/14
USPC D22/109; 359/424, 428; 89/19, 161,
89/200–204; 235/414; 42/111, 113, 122,
42/124, 130, 134–135; 33/227, 297, 298,
33/299; 256/21, 138–139, 139.1, 139.02;
D16/130–133, 134–136; D14/404;
250/467.1

FIG. 1 is an embodiment of our new, original, and ornamental
target design;
FIG. 2 is an alternate embodiment of the new, original, and
ornamental target design of FIG. 1;
FIG. 3 is an alternate embodiment of the new, original, and
ornamental target design of FIG. 1;
FIG. 4 is an alternate embodiment of the new, original, and
ornamental target design of FIG. 1;
FIG. 5 is another embodiment of our new, original, and orna-
mental target design;
FIG. 6 is an alternate embodiment of the new, original, and
ornamental target design of FIG. 5;
FIG. 7 is another embodiment of our new, original, and orna-
mental target design; and,
FIG. 8 is an alternate embodiment of the new, original, and
ornamental target design of FIG. 7.

See application file for complete search history.

1 Claim, 8 Drawing Sheets






FIG. 1




FIG. 2




FIG. 3




FIG. 4




FIG. 5




FIG. 6




FIG. 7




FIG. 8