



US00D730473S

(12) **United States Design Patent**  
**Liu**

(10) **Patent No.:** **US D730,473 S**

(45) **Date of Patent:** **\*\* May 26, 2015**

- (54) **RECURVE LONG BOW**
- (71) Applicant: **Chi-Chang Liu**, Taichung (TW)
- (72) Inventor: **Chi-Chang Liu**, Taichung (TW)
- (73) Assignee: **POE LANG ENTERPRISE CO., LTD.**, Taichung (TW)

(\*\*) Term: **14 Years**

(21) Appl. No.: **29/479,805**

(22) Filed: **Jan. 21, 2014**

(51) **LOC (10) Cl.** ..... **22-01**

(52) **U.S. Cl.**  
USPC ..... **D22/107**

(58) **Field of Classification Search**  
CPC ..... F41B 5/01; F41B 5/06; F41B 5/10;  
F41B 5/12; F41B 5/14; F41B 5/0026; F41B  
5/0031; F41B 5/0052; F41B 5/073; F41B  
5/078  
USPC ..... D22/107; 124/23.1, 25.6, 86, 88;  
D21/572

See application file for complete search history.

(56) **References Cited**

**U.S. PATENT DOCUMENTS**

- 2,617,402 A \* 11/1952 Roemer ..... 124/23.1
- 4,724,820 A \* 2/1988 Chattin ..... 124/25.6

- 5,297,533 A \* 3/1994 Cook ..... 124/88
- 5,515,836 A \* 5/1996 Martin et al. .... 124/23.1
- 5,546,923 A \* 8/1996 Duncan ..... 124/23.1
- 5,592,929 A \* 1/1997 Hoyt, Jr. .... 124/23.1
- 5,595,169 A \* 1/1997 Brown, Jr. .... 124/89
- 8,635,994 B1 \* 1/2014 Yehle ..... 124/23.1
- 2012/0174902 A1 \* 7/2012 Jackson ..... 124/23.1
- 2013/0047971 A1 \* 2/2013 Jolley et al. .... 124/23.1

\* cited by examiner

*Primary Examiner* — Michael A Pratt

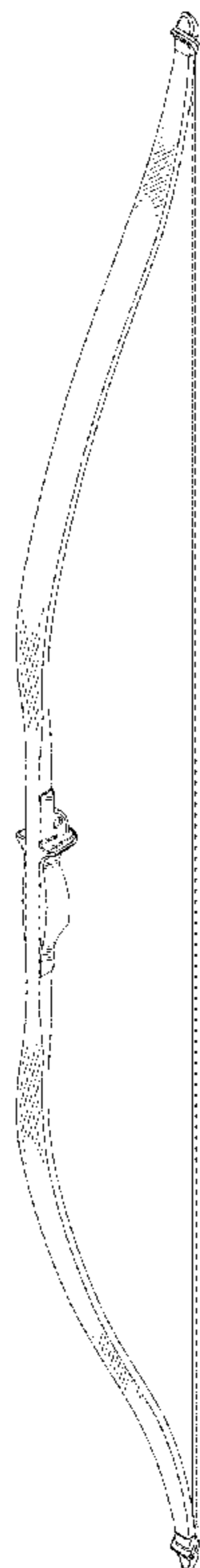
(57) **CLAIM**

The ornamental design for a recurve long bow, as shown and described.

**DESCRIPTION**

FIG. 1 is a perspective view of a recurve long bow illustrating my new design;  
 FIG. 2 is a front elevational view thereof;  
 FIG. 3 is a rear elevational view thereof;  
 FIG. 4 is a left side view thereof;  
 FIG. 5 is a right side view thereof;  
 FIG. 6 is a top plan view thereof;  
 FIG. 7 is a bottom plan view thereof; and,  
 FIG. 8 is another perspective view thereof showing the recurve long bow with the bowstring drawn.  
 The broken line showing of an arrow in FIG. 8 is for the purpose of illustrating portions of the unstrung recurve long bow and forms no part of the claimed design.

**1 Claim, 6 Drawing Sheets**



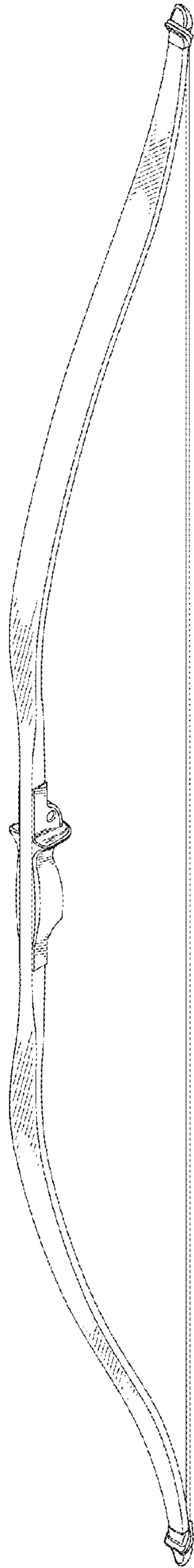


FIG.1

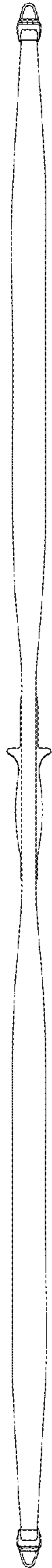


FIG. 2

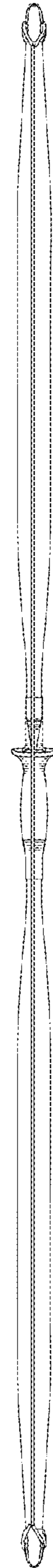


FIG. 3

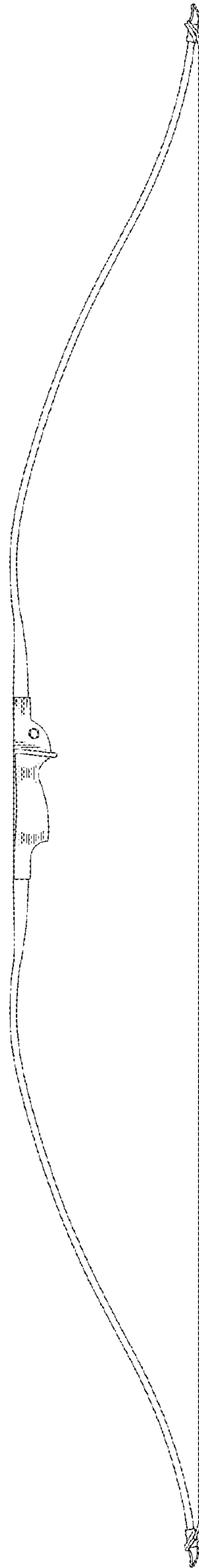


FIG. 4




FIG.5



FIG.6



FIG.7

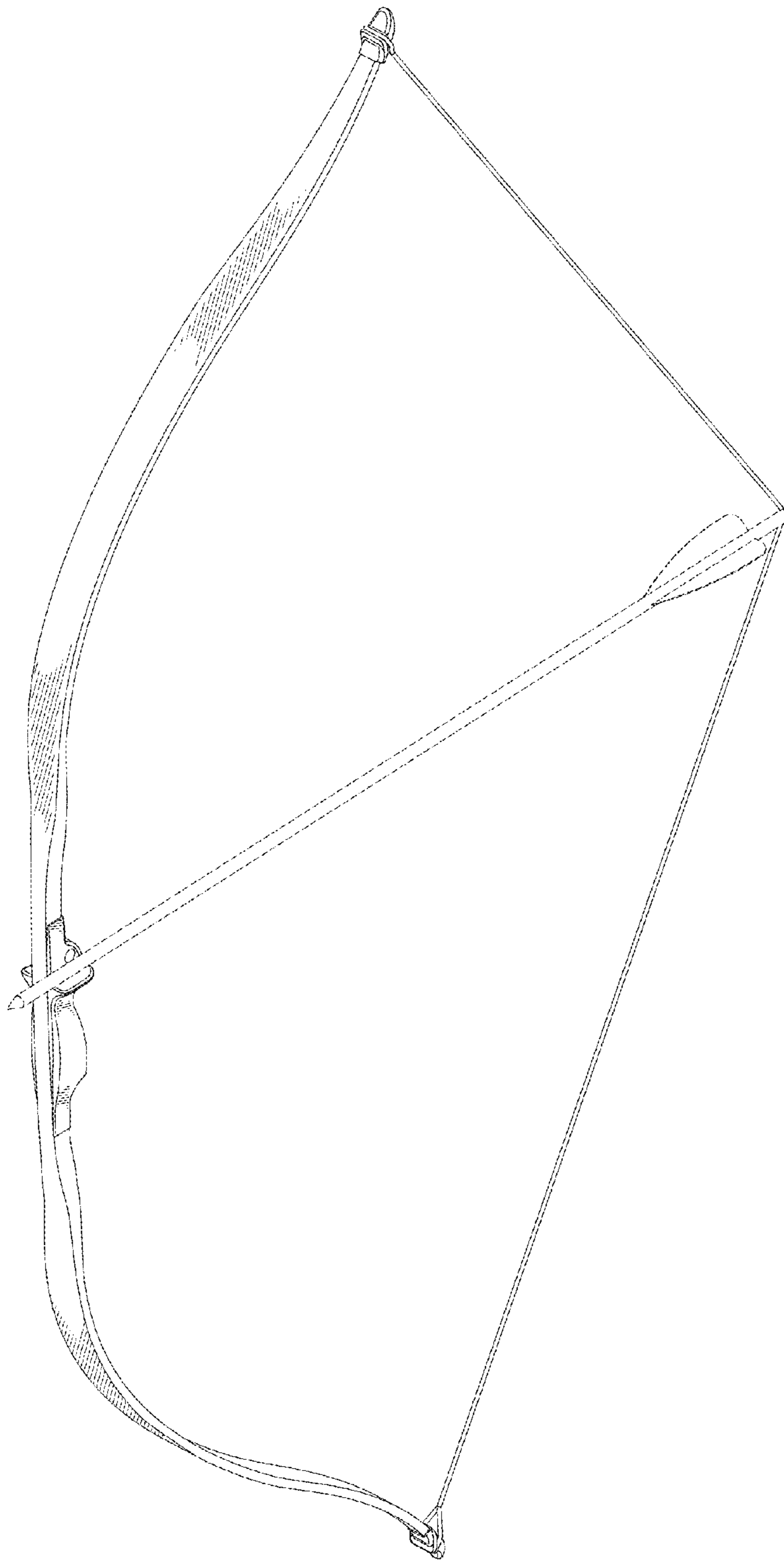


FIG.8