



US00D730472S

(12) **United States Design Patent**
Liu

(10) **Patent No.:** **US D730,472 S**

(45) **Date of Patent:** **** May 26, 2015**

(54) **UNSTRUNG RECURVE LONG BOW**

(71) Applicant: **Chi-Chang Liu**, Taichung (TW)

(72) Inventor: **Chi-Chang Liu**, Taichung (TW)

(73) Assignee: **POE LANG ENTERPRISE CO., LTD.**, Taichung (TW)

(**) Term: **14 Years**

(21) Appl. No.: **29/479,804**

(22) Filed: **Jan. 21, 2014**

(51) **LOC (10) Cl.** **22-01**

(52) **U.S. Cl.**
USPC **D22/107**

(58) **Field of Classification Search**
CPC F41B 5/01; F41B 5/06; F41B 5/10;
F41B 5/12; F41B 5/14; F41B 5/0026; F41B
5/0031; F41B 5/0052; F41B 5/073; F41B
5/078
USPC D22/107; 124/23.1, 25.6, 86, 88;
D21/572
See application file for complete search history.

(56) **References Cited**

U.S. PATENT DOCUMENTS

2,617,402	A *	11/1952	Roemer	124/23.1
4,724,820	A *	2/1988	Chattin	124/25.6
5,297,533	A *	3/1994	Cook	124/88
5,515,836	A *	5/1996	Martin et al.	124/23.1
5,546,923	A *	8/1996	Duncan	124/23.1

5,592,929	A *	1/1997	Hoyt, Jr.	124/23.1
5,595,169	A *	1/1997	Brown, Jr.	124/89
8,635,994	B1 *	1/2014	Yehle	124/23.1
2012/0174902	A1 *	7/2012	Jackson	124/23.1
2013/0047971	A1 *	2/2013	Jolley et al.	124/23.1

* cited by examiner

Primary Examiner — Michael A Pratt

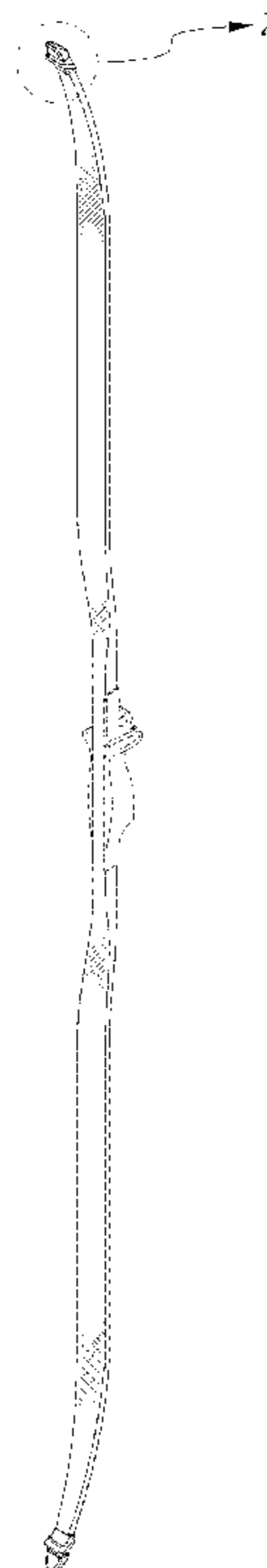
(57) **CLAIM**

The ornamental design for an unstrung recurve long bow, as shown and described.

DESCRIPTION

FIG. 1 is a perspective view of an unstrung recurve long bow illustrating my new design;
FIG. 2 is an enlarged view of the portion depicted in enclosure 2 in FIG. 1;
FIG. 3 is a front elevational view thereof;
FIG. 4 is a rear elevational view thereof;
FIG. 5 is a left side view thereof;
FIG. 6 is a right side view thereof;
FIG. 7 is a top plan view thereof;
FIG. 8 is a bottom plan view thereof; and,
FIG. 9 is another perspective view thereof showing the recurve long bow is in a strung state.
The broken lines showing of a handle grip in FIGS. 1-9 and a string in FIG. 9 are for the purpose of illustrating portions of the unstrung recurve long bow and forms no part of the claimed design.

1 Claim, 5 Drawing Sheets



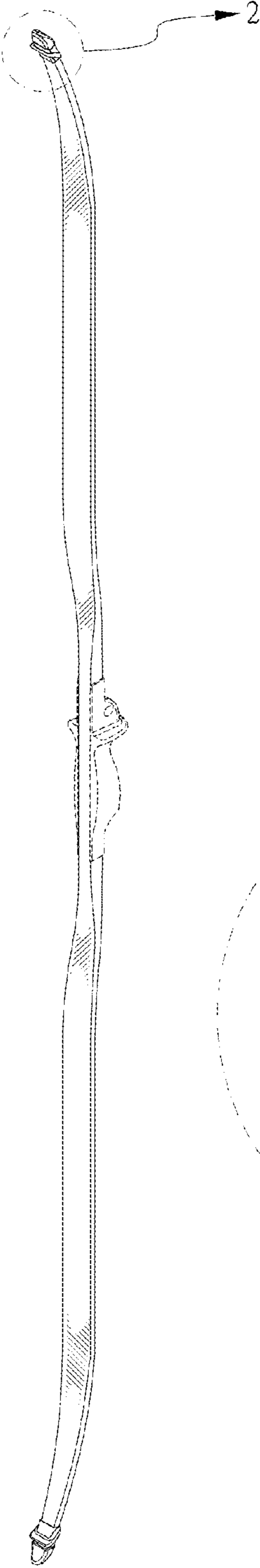


FIG.1

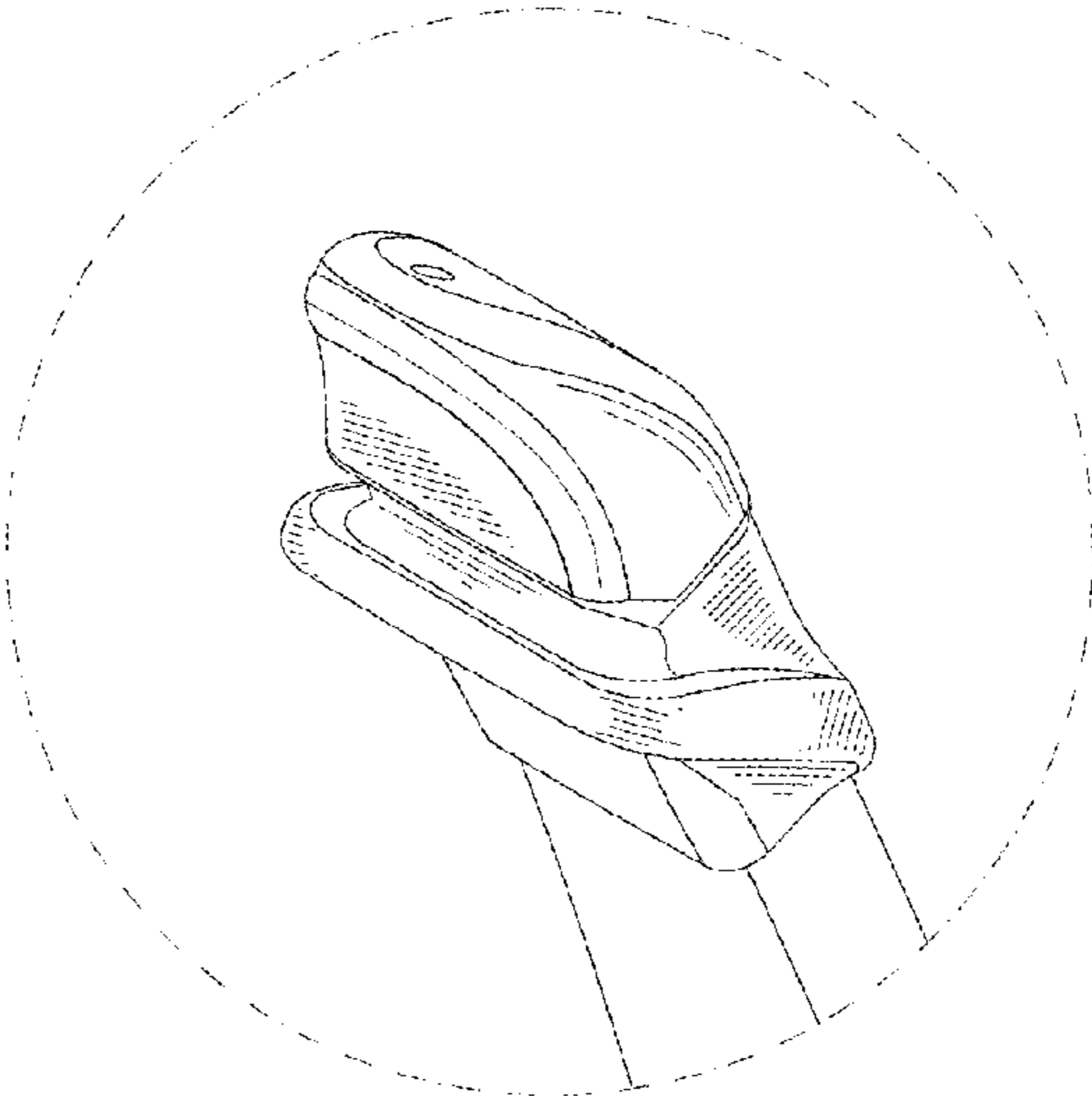


FIG.2

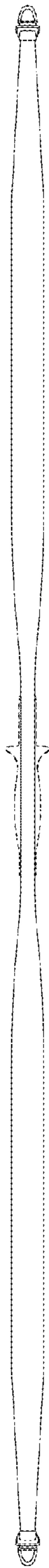


FIG. 3

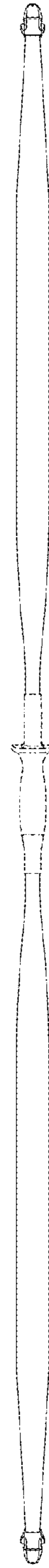


FIG. 4



FIG. 5



FIG. 6

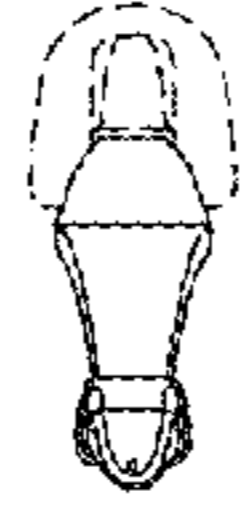


FIG. 7

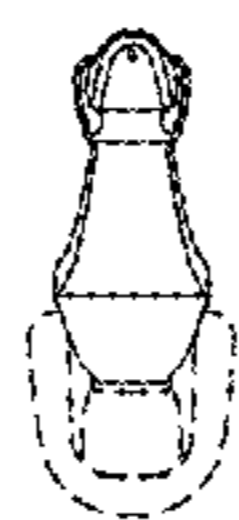


FIG. 8

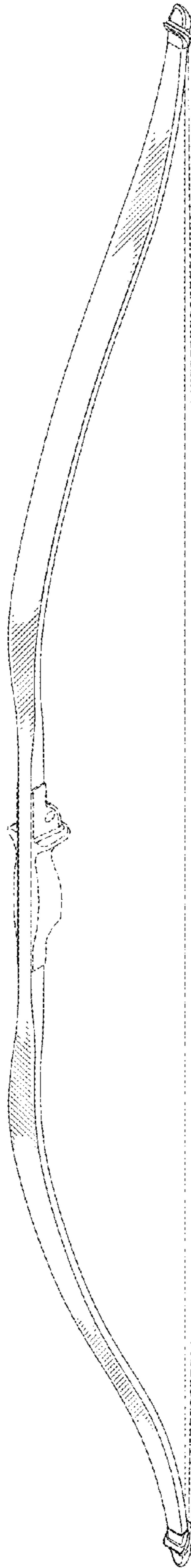


FIG.9