



US00D730448S

(12) **United States Design Patent**
Rau et al.

(10) **Patent No.:** **US D730,448 S**

(45) **Date of Patent:** **** May 26, 2015**

(54) **MARKER CAP**

(71) Applicant: **Crayola LLC**, Easton, PA (US)

(72) Inventors: **Thomas R. Rau**, Easton, PA (US); **Vito Niosi**, Easton, PA (US)

(73) Assignee: **Crayola, LLC**, Easton, PA (US)

(**) Term: **14 Years**

(21) Appl. No.: **29/479,489**

(22) Filed: **Jan. 16, 2014**

(51) **LOC (10) Cl.** **19-06**

(52) **U.S. Cl.**
USPC **D19/194**

(58) **Field of Classification Search**
USPC D14/411; D19/115–204; 24/11 F, 11 P,
24/11 R; 401/52, 99–109, 192, 195, 196
See application file for complete search history.

(56) **References Cited**

U.S. PATENT DOCUMENTS

1,282,511	A	*	10/1918	Williams et al.	220/23.83
D111,554	S	*	9/1938	Van Dorn	D19/53
3,075,498	A	*	1/1963	Udcoff	401/8
D312,658	S	*	12/1990	Sumino	D19/36
D326,927	S	*	6/1992	Catalina	D26/138
5,813,786	A	*	9/1998	Fraenkel	401/195
6,056,468	A	*	5/2000	Niewiadomski	401/195

D502,215	S	*	2/2005	Hung	D19/36
D604,767	S	*	11/2009	Hung	D19/43
D605,693	S	*	12/2009	Ng	D19/36

* cited by examiner

Primary Examiner — Elizabeth Albert

(74) *Attorney, Agent, or Firm* — Shook, Hardy & Bacon L.L.P.

(57) **CLAIM**


The ornamental design for a marker cap, as shown and described.

DESCRIPTION

FIG. 1 is a top, right perspective view of a marker cap showing the new design;
 FIG. 2 is a top, left perspective view thereof;
 FIG. 3 is a front elevational view thereof, the rear elevational view being a mirror image;
 FIG. 4 is a right side elevational view thereof;
 FIG. 5 is a left side elevational view thereof;
 FIG. 6 is a top plan view thereof; and,
 FIG. 7 is a bottom plan view thereof.

The evenly spaced broken lines in the drawings represent unclaimed portions of the marker cap and are included to show portions that form no part of the claimed design.
 The long and short broken lines in the drawings define the bounds of the claimed design form no part thereof.

1 Claim, 3 Drawing Sheets






FIG. 1



FIG. 2




FIG. 3




FIG. 4




FIG. 5

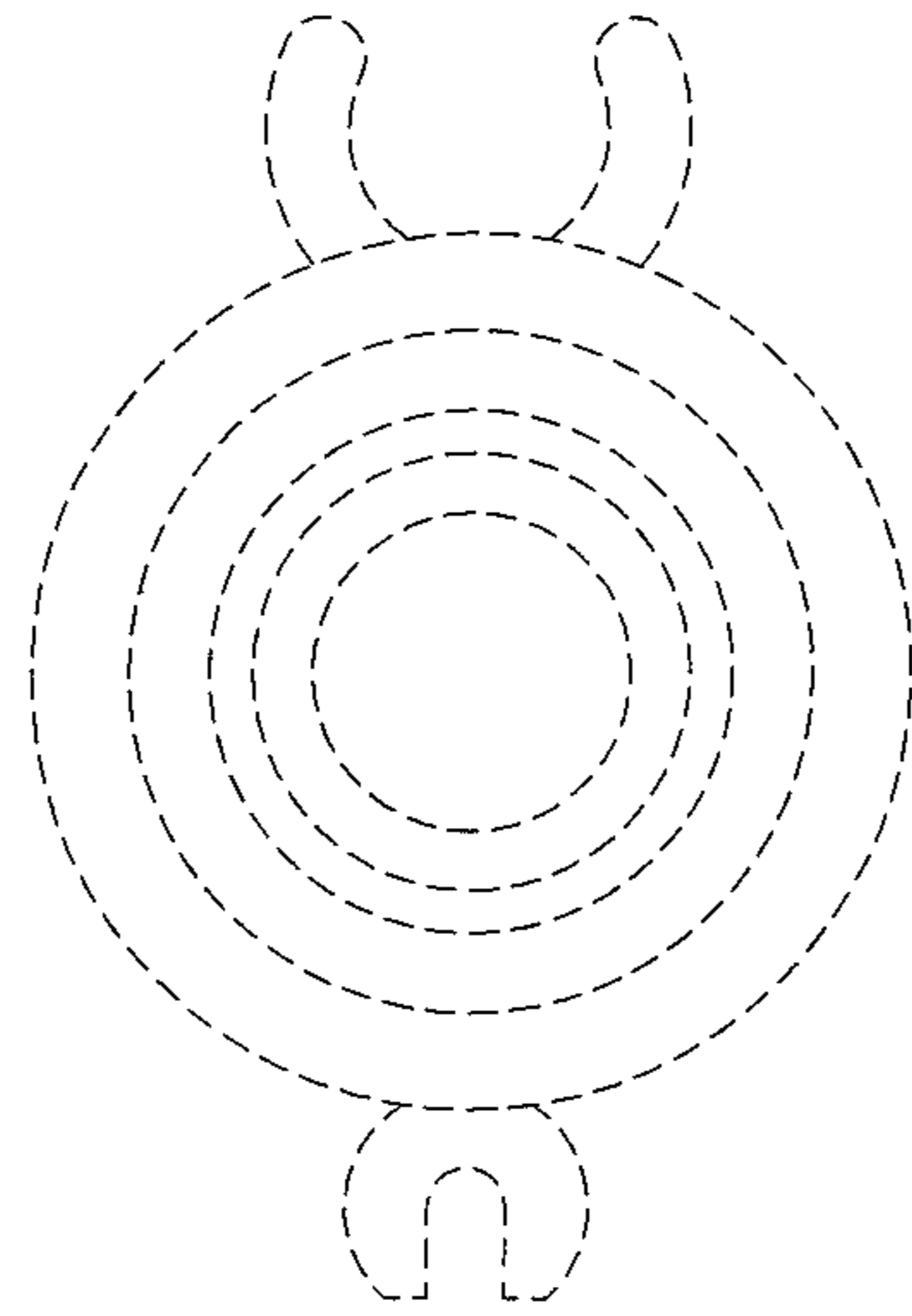


FIG. 7

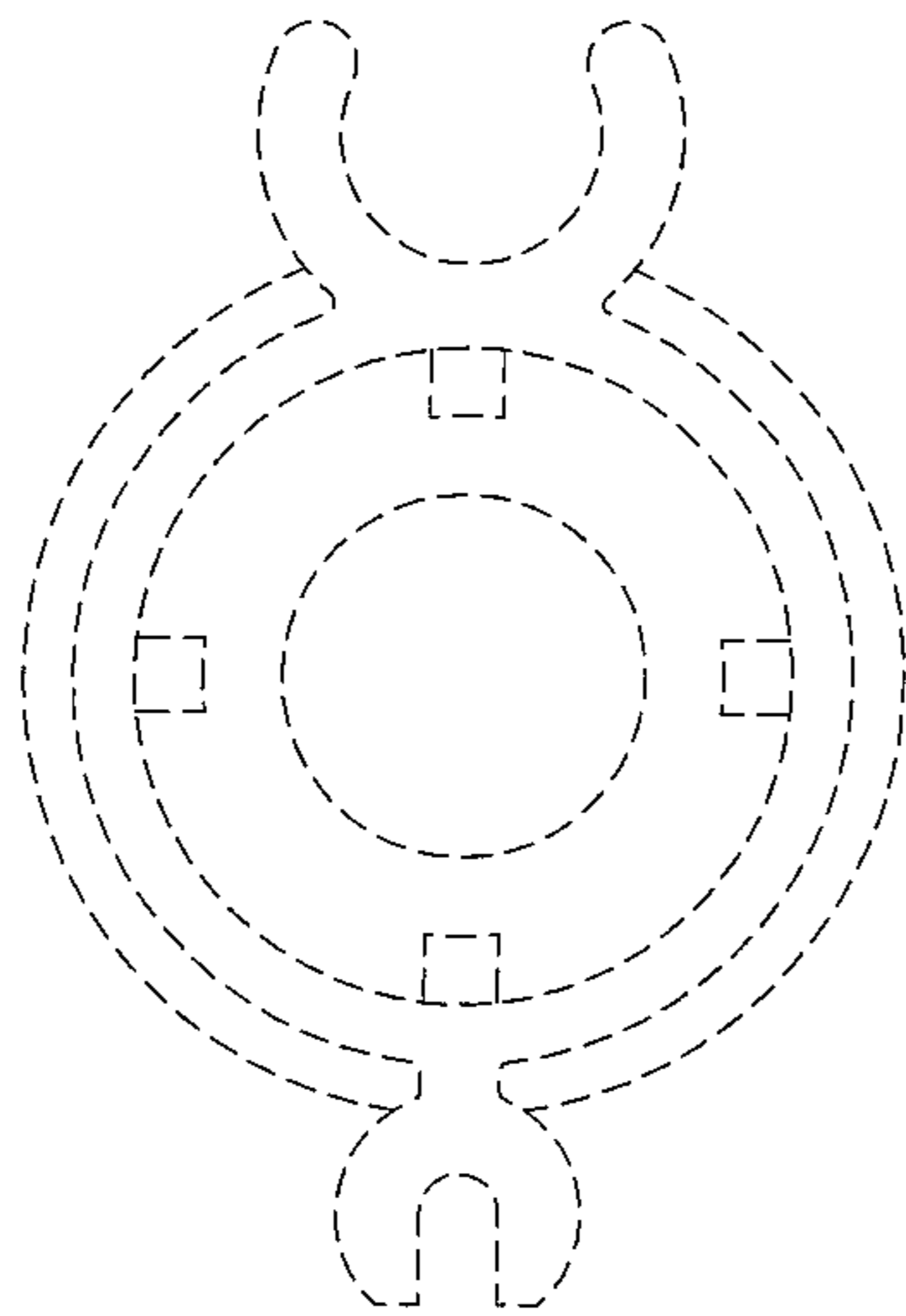


FIG. 6