



US00D730447S

(12) **United States Design Patent**
Lowrey, Jr.

(10) **Patent No.:** **US D730,447 S**
(45) **Date of Patent:** **** May 26, 2015**

(54) **WRITING INSTRUMENT**

(71) Applicant: **Jack A. Lowrey, Jr.**, Layton, UT (US)

(72) Inventor: **Jack A. Lowrey, Jr.**, Layton, UT (US)

(73) Assignee: **Jack A. Lowrey, Jr.**, Layton, UT (US)

(**) Term: **14 Years**

(21) Appl. No.: **29/497,593**

(22) Filed: **Jul. 25, 2014**

(51) **LOC (10) Cl.** **19-06**

(52) **U.S. Cl.**
USPC **D19/137**

(58) **Field of Classification Search**
CPC B43K 5/005; B43K 7/00; B43K 7/01;
B43K 7/10; B43K 8/02; B43K 8/022; B43K
8/024; B43K 8/026; B43K 8/028; B43K 8/03;
B43K 11/00
USPC D14/411; D19/115-204; D26/34, 38;
D11/122, 124, 133, 149; D12/197,
D12/319; D99/23; 428/3, 28, 31
See application file for complete search history.

(56) **References Cited**

U.S. PATENT DOCUMENTS

2,246,122 A * 6/1941 Brennan 428/3
D187,255 S * 2/1960 Sams et al. D19/49

D191,998 S * 12/1961 Doman D19/49
4,988,065 A * 1/1991 Leban et al. 248/181.1
D320,076 S * 9/1991 Guthrie D24/154
D323,350 S * 1/1992 Johansson D19/49
D338,633 S * 8/1993 Andre D11/96
D403,355 S * 12/1998 Fillion D19/36
D416,286 S * 11/1999 Paras et al. D19/49
D443,970 S * 6/2001 Stucker D99/27
D611,536 S * 3/2010 Bridge et al. D19/49
D666,121 S * 8/2012 Schmidt D11/96
D694,666 S * 12/2013 Lawson, III D11/96
D707,451 S * 6/2014 Link D4/124

* cited by examiner

Primary Examiner — Elizabeth Albert

(74) *Attorney, Agent, or Firm* — Kunzler Law Group, PC

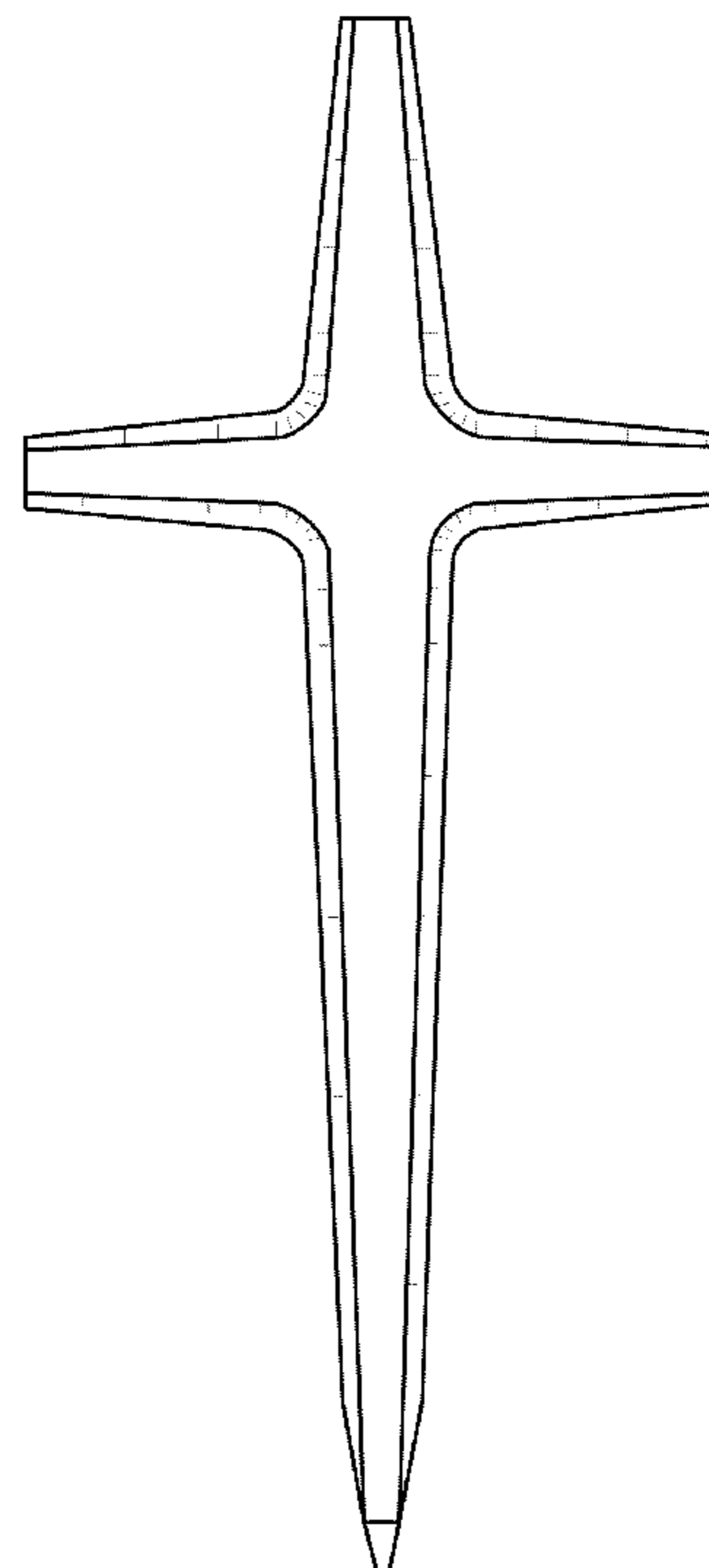
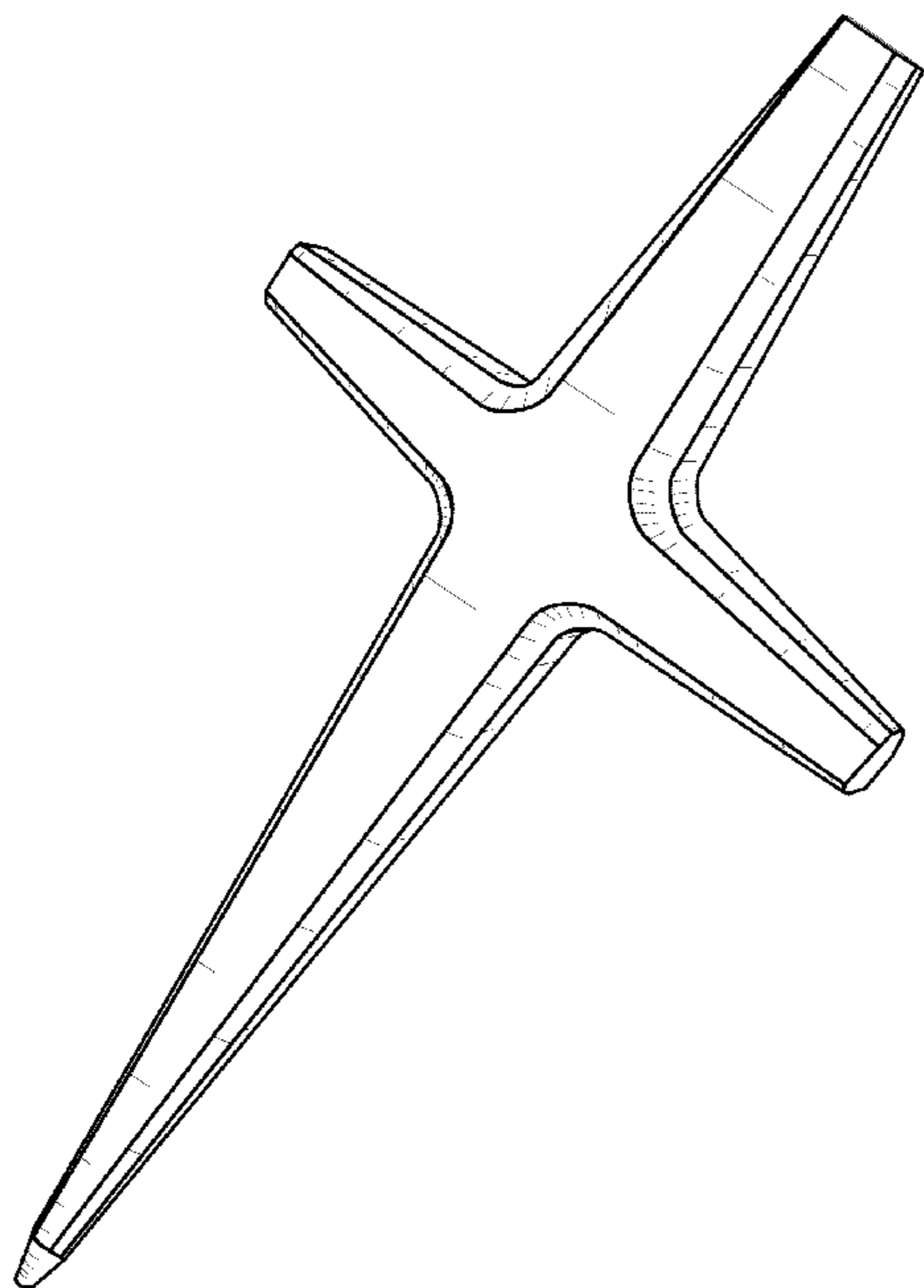
(57) **CLAIM**

The ornamental design for a writing instrument, as shown and described.

DESCRIPTION

FIG. 1 is a perspective view of the writing instrument;
FIG. 2 is a front view of the writing instrument, the rear being a mirror image thereof;
FIG. 3 is a right side view of the writing instrument, the left side being a mirror image thereof;
FIG. 4 is a top view of the writing instrument; and,
FIG. 5 is a bottom view of the writing instrument.

1 Claim, 5 Drawing Sheets



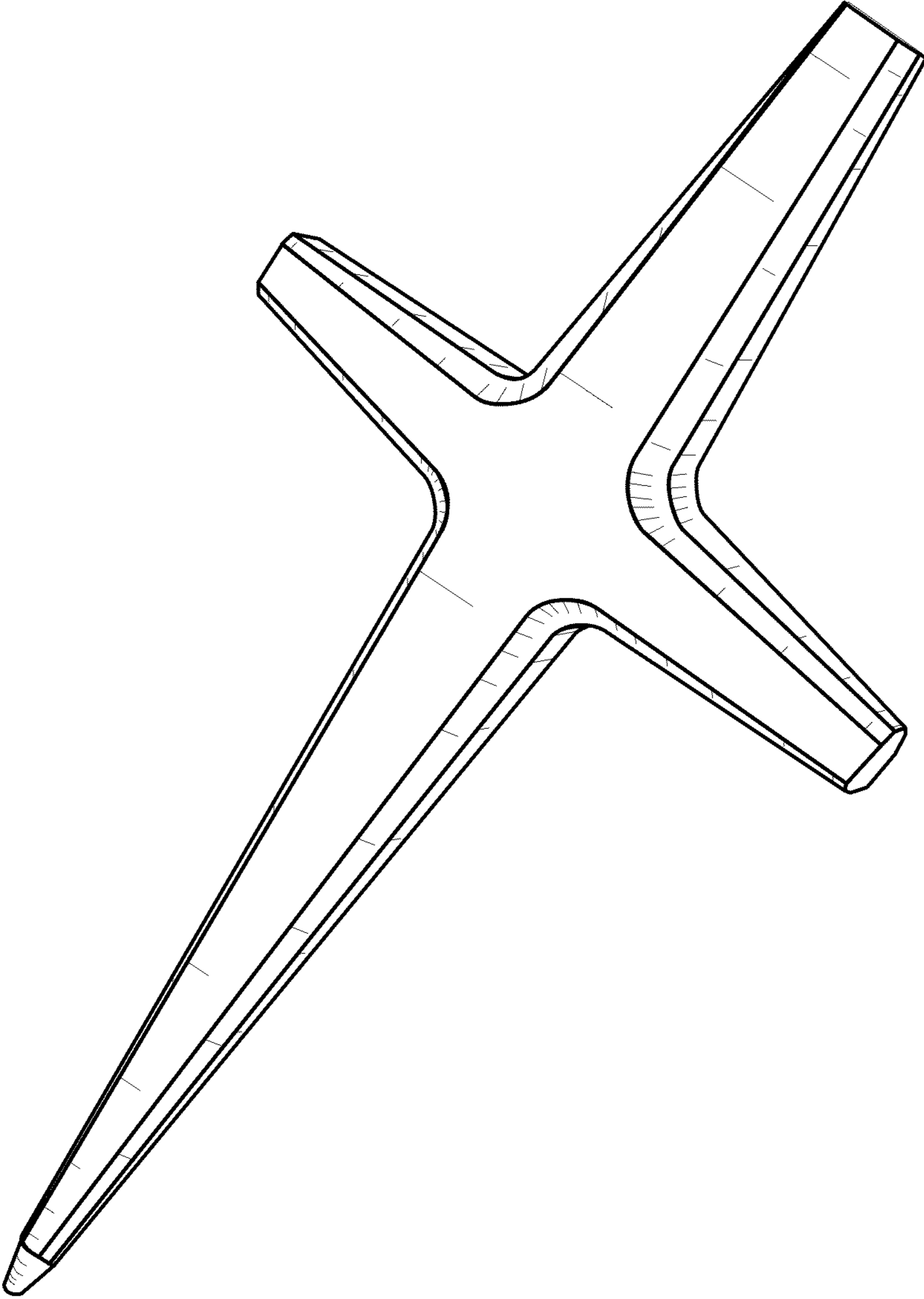


Fig. 1

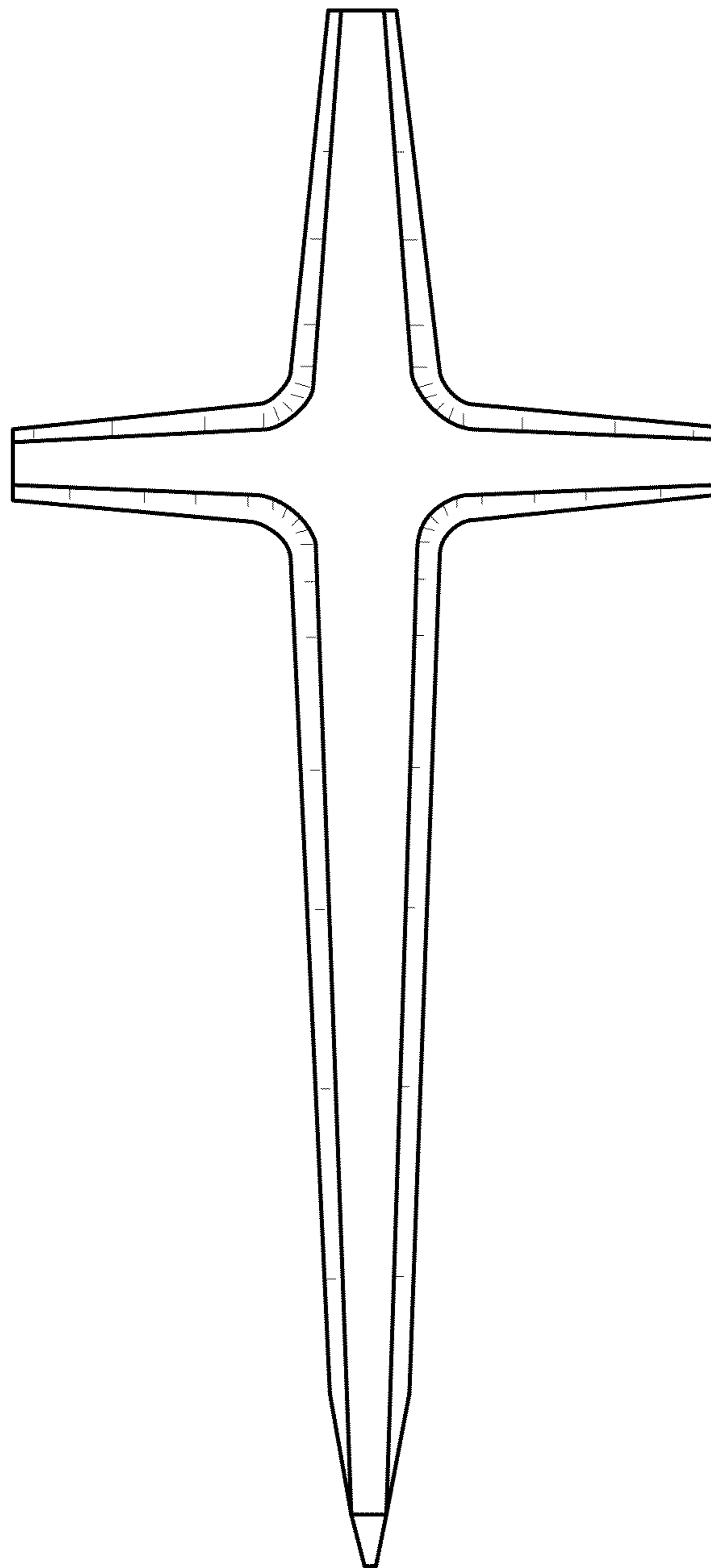


Fig. 2




Fig. 3




Fig. 4




Fig. 5