



US00D730440S

(12) **United States Design Patent**  
**Ehrlich et al.**

(10) **Patent No.:** **US D730,440 S**

(45) **Date of Patent:** **\*\* May 26, 2015**

(54) **DISPLAY-COUPLED FINANCIAL TRANSACTION CARD**

(56) **References Cited**

U.S. PATENT DOCUMENTS

- (71) Applicant: **Homer TLC, Inc.**, Wilmington, DE (US)
- (72) Inventors: **Nathan D. Ehrlich**, Duluth, GA (US); **Troy Lindley**, Chicago, IL (US); **Sophie M. Rousseau**, Tucker, GA (US); **Nicole Runnels**, Atlanta, GA (US)
- (73) Assignee: **Homer TLC, Inc.**, Wilmington, DE (US)
- (\*\*) Term: **14 Years**
- (21) Appl. No.: **29/493,475**
- (22) Filed: **Jun. 10, 2014**

D408,054 S	4/1999	Leedy, Jr. ....	D19/9
D506,340 S	6/2005	Brandon .....	D6/511
D512,095 S	11/2005	Allard et al. ....	D19/10
D526,012 S	8/2006	Dorr et al. ....	D19/9
D573,182 S	7/2008	Ricketts et al. ....	D19/10
D636,020 S	4/2011	Antonio .....	D19/9
D636,021 S	4/2011	Antonio .....	D19/10
D643,064 S	8/2011	Skelding et al. ....	D19/10
D650,440 S	12/2011	Irwin, Jr. ....	D19/10
D667,495 S	9/2012	Bender .....	D19/10
D676,487 S	2/2013	Mullen et al. ....	D19/10
D677,330 S	3/2013	Blum .....	D19/10
D706,868 S *	6/2014	Ehrlich et al. ....	D19/10
D710,439 S *	8/2014	Canaday et al. ....	D19/10
D720,399 S *	12/2014	Ehrlich et al. ....	D19/10

\* cited by examiner

*Primary Examiner* — Caron D Veynar  
*Assistant Examiner* — Abraham Bahta  
 (74) *Attorney, Agent, or Firm* — Norton Rose Fulbright US LLP

**Related U.S. Application Data**

- (62) Division of application No. 29/438,777, filed on Dec. 3, 2012, now Pat. No. Des. 706,868.
- (51) **LOC (10) Cl.** ..... **19-03**
- (52) **U.S. Cl.**  
USPC ..... **D19/10**
- (58) **Field of Classification Search**  
CPC .. B42D 15/042; B42D 15/022; B42D 15/045; B42D 15/027; B65D 27/00  
USPC ..... D19/1–12, 20–34, 100; 40/124.01–124.15, 672, 661, 726, 776, 40/617; 283/72, 74–75, 103, 105–117, 82, 283/70, 94, 81, 904; 206/449, 815; D21/385; D20/10, 22, 27, 40, 42, 11; D14/435–437; 235/380–382, 487, 493, 235/488; D6/613, 583


See application file for complete search history.

(57) **CLAIM**  
 The ornamental design for a display-coupled financial transaction card, as shown and described.

**DESCRIPTION**

FIG. 1 is a perspective view of our financial transaction card coupled to a display; and, FIG. 2 is a front view of the display-coupled financial transaction card shown in FIG. 1. The dashed line in FIGS. 1 and 2 near the upper portion of the display forms no part of the claimed design and represents a perforation in the display to make the upper portion of the display easily removable. All other surface(s) or portion(s) of the financial transaction cards and/or displays not shown in the figures or otherwise described in the specification form no part of the claimed design.

**1 Claim, 2 Drawing Sheets**






FIG. 1






FIG. 2