

US00D730436S

(12) **United States Design Patent**
Han

(10) **Patent No.:** **US D730,436 S**

(45) **Date of Patent:** **** May 26, 2015**

(54) **TONER CARTRIDGE FOR COPY MACHINE**

(56)

References Cited

(71) Applicant: **Samsung Electronics Co., Ltd.**,
Suwon-si, Gyeonggi-do (KR)

(72) Inventor: **Minsu Han**, Suwon-si (KR)

(73) Assignee: **SAMSUNG ELECTRONICS CO., LTD.** (KR)

(**) Term: **14 Years**

(21) Appl. No.: **29/480,410**

(22) Filed: **Jan. 25, 2014**

(30) **Foreign Application Priority Data**

Jul. 25, 2013 (KR) 30-2013-0038449

(51) **LOC (10) Cl.** **16-03**

(52) **U.S. Cl.**
USPC **D18/43**

(58) **Field of Classification Search**

CPC G03G 15/0832; G03G 15/0834; G03G 15/0836; G03G 15/0837; G03G 15/0867; G03G 15/0868; G03G 15/0872; G03G 15/0877; G03G 15/0898; G03G 15/50; G03G 15/5016; G03G 15/60; G03G 15/65; G03G 2115/0663; G03G 2115/00
USPC D18/18, 40, 43, 56, 99; D14/309, 332, D14/471

See application file for complete search history.

U.S. PATENT DOCUMENTS

D478,614	S	*	8/2003	Numagami et al.	D18/40
D587,304	S	*	2/2009	Murayama et al.	D18/43
D624,584	S	*	9/2010	Park et al.	D18/43
D631,092	S	*	1/2011	Nittani et al.	D18/43
D692,944	S	*	11/2013	Noh et al.	D18/43
D692,945	S	*	11/2013	Noh et al.	D18/43
2005/0008391	A1	*	1/2005	Ueno et al.	399/109

* cited by examiner

Primary Examiner — Eric Goodman

Assistant Examiner — Amy Wierenga

(74) *Attorney, Agent, or Firm* — Cantor Colburn LLP

(57) **CLAIM**

I claim, the ornamental design for a toner cartridge for copy machine, as shown and described.

DESCRIPTION

FIG. 1 is a front perspective view of a toner cartridge for copy machine showing my new design;
FIG. 2 is a front elevation view thereof;
FIG. 3 is a rear elevation view thereof;
FIG. 4 is a left side elevation view thereof;
FIG. 5 is a right side elevation view thereof;
FIG. 6 is a top plan view thereof; and,
FIG. 7 is a bottom plan view thereof.

The broken lines illustrating portions of the toner cartridge for copy machine are for environmental purpose only and form no part of the claimed design.

1 Claim, 7 Drawing Sheets

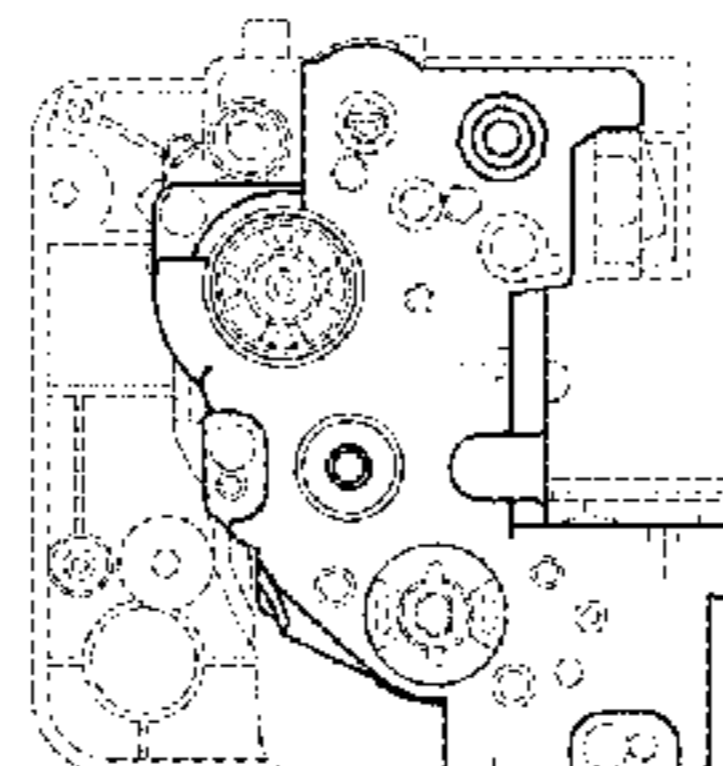
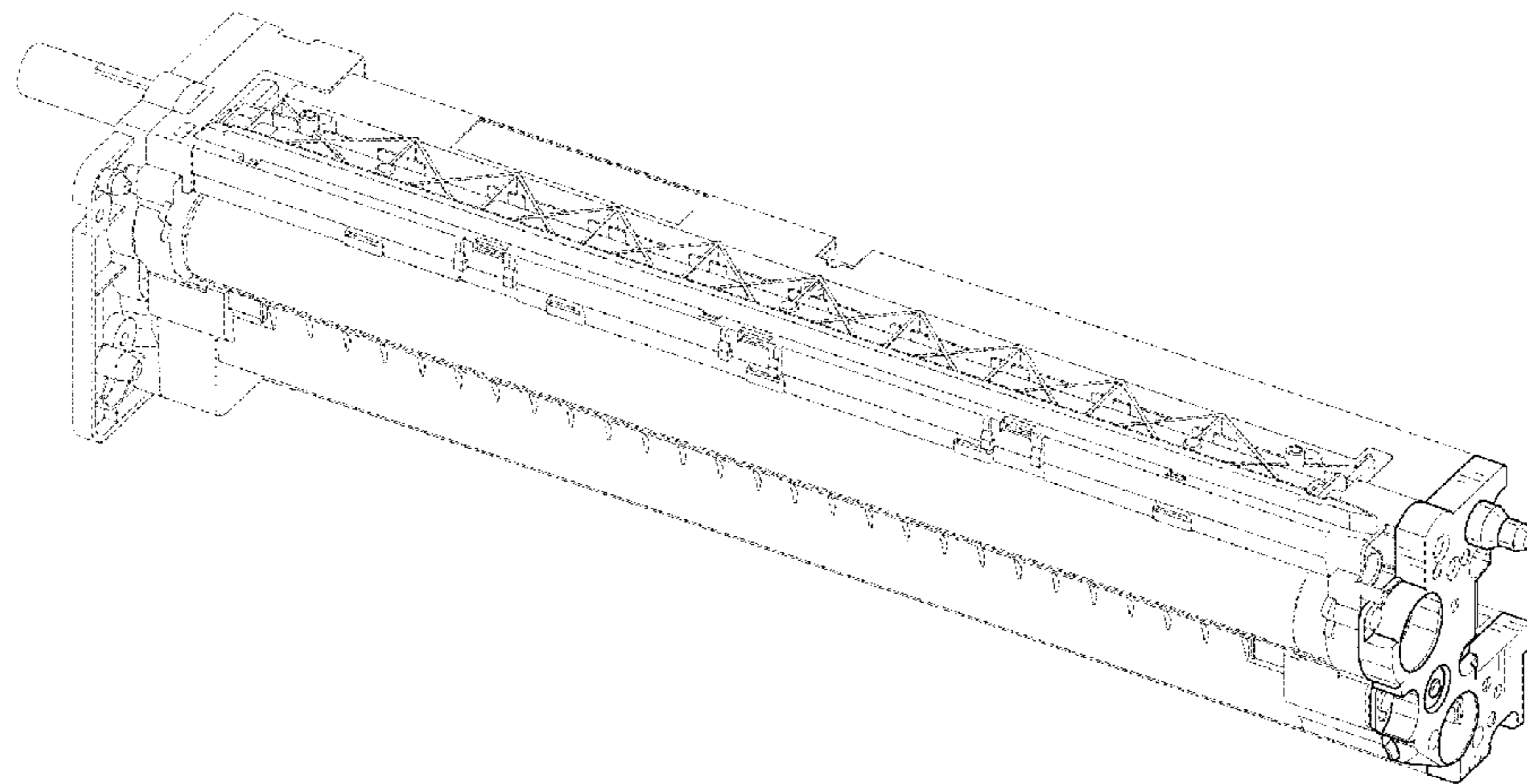


FIG.1

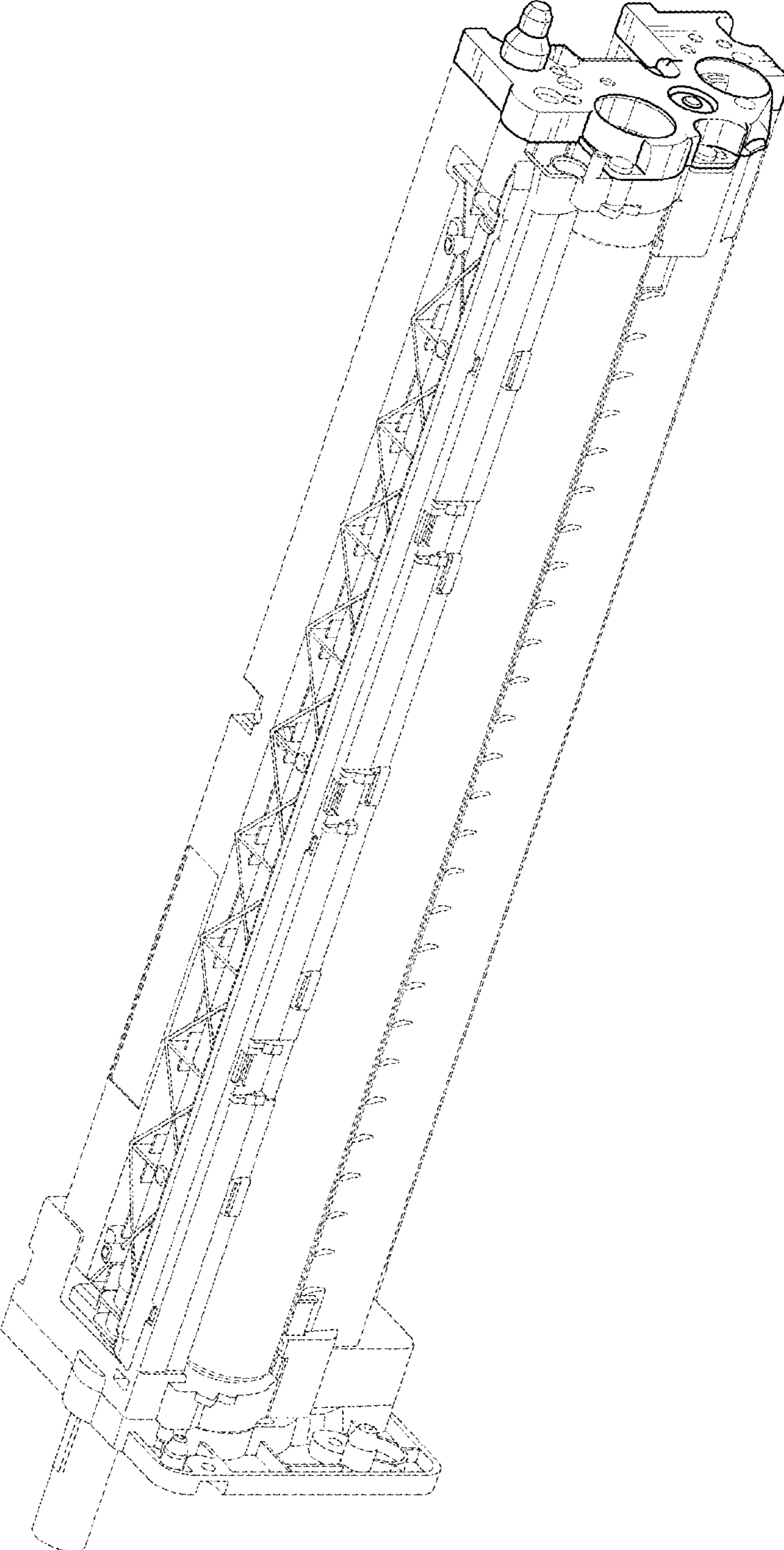


FIG.2




FIG.3




FIG.4

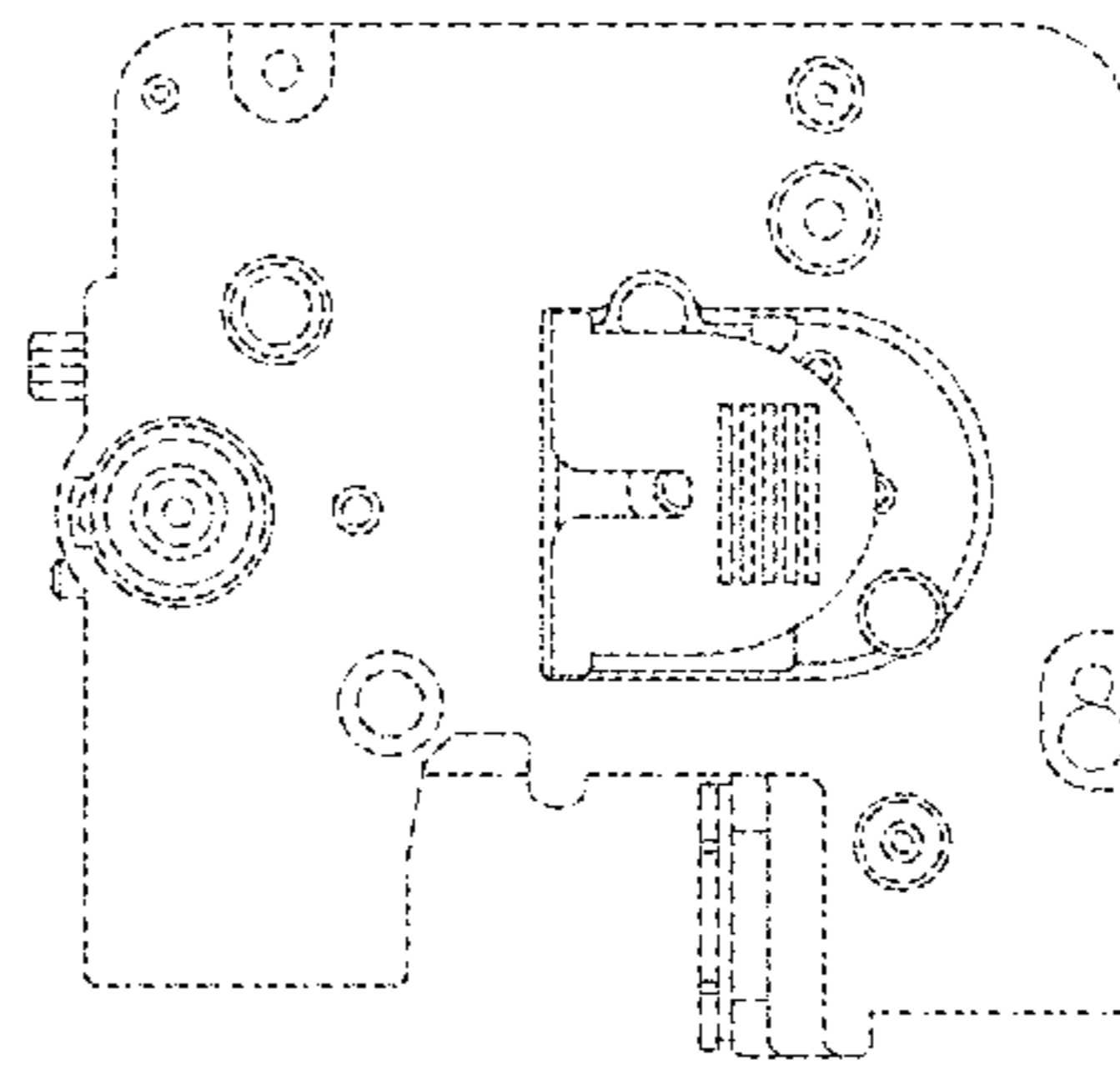


FIG. 5

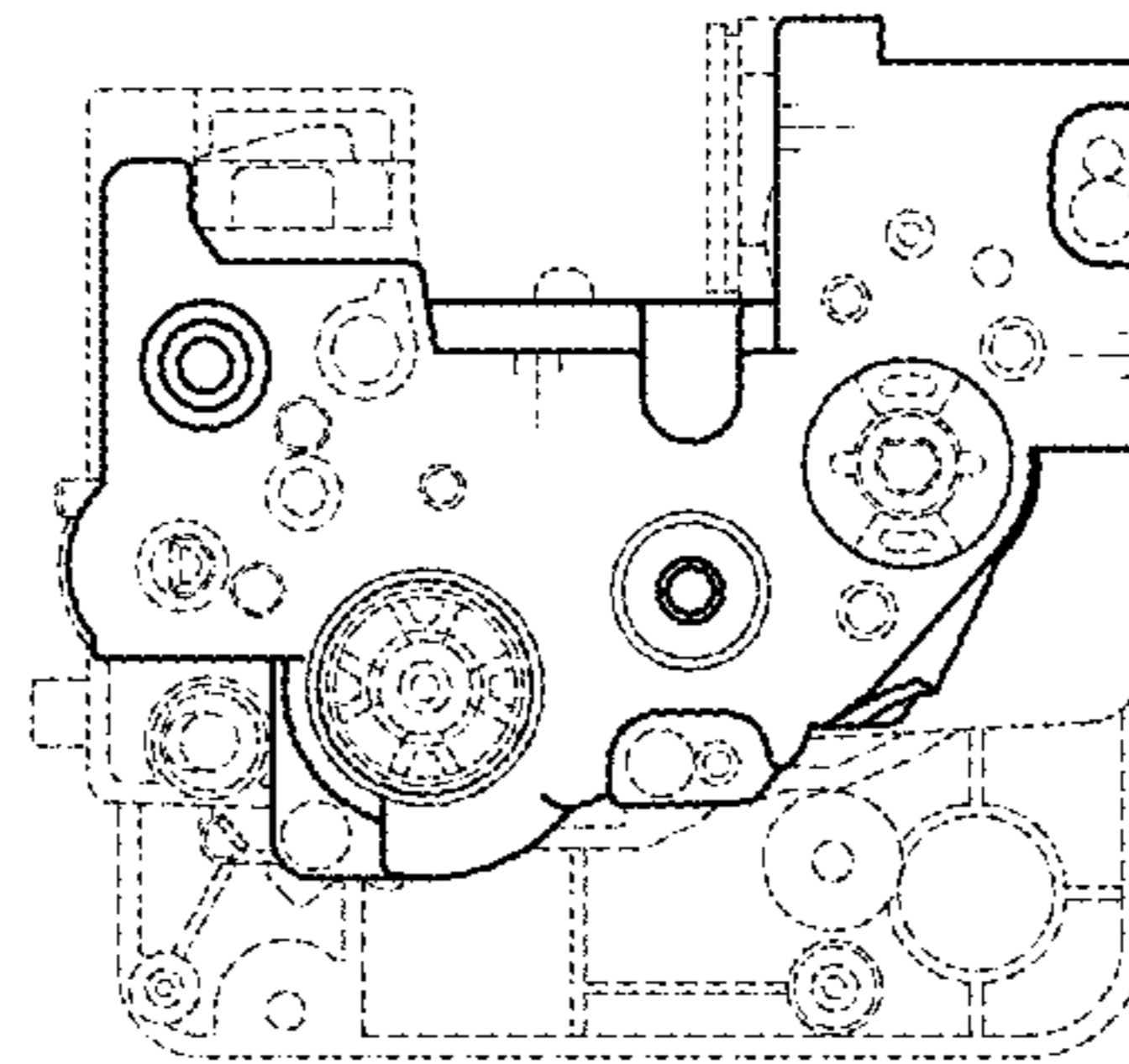


FIG.6

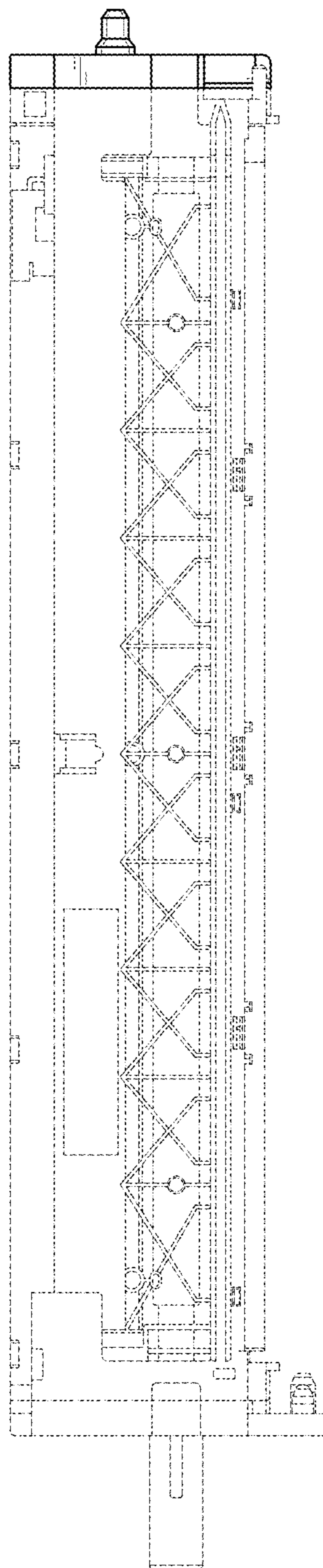


FIG. 7

