



US00D730405S

(12) **United States Design Patent**
Yu et al.

(10) **Patent No.:** **US D730,405 S**

(45) **Date of Patent:** **** May 26, 2015**

(54) **DISPLAY SCREEN OR PORTION THEREOF WITH ICON**

(71) Applicant: **Samsung Electronics Co., Ltd.**,
Suwon-si (KR)

(72) Inventors: **Seock-Hyun Yu**, Seoul (KR); **Ji-Hye Myung**, Yongin-si (KR)

(73) Assignee: **Samsung Electric Co., Ltd.**, Suwon-si (KR)

(**) Term: **14 Years**

(21) Appl. No.: **29/457,176**

(22) Filed: **Jun. 7, 2013**

(30) **Foreign Application Priority Data**

Feb. 23, 2013 (KR) 30-2013-0009587

(51) **LOC (10) Cl.** **14-04**

(52) **U.S. Cl.**
USPC **D14/495**

(58) **Field of Classification Search**
CPC .. G06F 3/0481; G06F 3/04817; G06F 3/0482
USPC D14/489-495
See application file for complete search history.

(56) **References Cited**

U.S. PATENT DOCUMENTS

D270,271 S * 8/1983 Steele D18/27
D270,272 S * 8/1983 Steele D18/27
D438,874 S * 3/2001 Flamini D14/495
D463,446 S * 9/2002 Hoxie et al. D14/495
D560,681 S 1/2008 Fletcher
D572,726 S * 7/2008 Guimaraes et al. D14/495
D578,133 S * 10/2008 Jasinski D14/486
7,493,571 B2 * 2/2009 Shinohara et al. 715/835
D588,154 S 3/2009 Bouchard et al.

D590,416 S * 4/2009 Kochackis D14/488
D641,762 S * 7/2011 Matas D14/486
8,373,875 B2 * 2/2013 Ferlitsch et al. 358/1.15
D679,730 S * 4/2013 Tyler et al. D14/492
D681,052 S * 4/2013 Woo D14/492
D706,814 S * 6/2014 Phelan D14/489
2007/0022446 A1 * 1/2007 Arseneau et al. 725/74
2010/0205559 A1 * 8/2010 Rose 715/781
2013/0007657 A1 * 1/2013 Gammill 715/810

FOREIGN PATENT DOCUMENTS

DE 402010003193-0023 6/2010
EM 000448816-0002 12/2005

(Continued)

OTHER PUBLICATIONS

1000 Icons, Symbols + Pictograms: Visual Communication for Every Language, Rockport Publishers, Gloucester, MA © 2006, pp. 72, 200, and 218.*

Symbol Sourcebook, by Henry Dreyfuss, Van Nostrand Reinhold Company, New York, NY, © 1972, pp. 61 and 116.*

(Continued)

Primary Examiner — Karen E Kearney

(74) *Attorney, Agent, or Firm* — NSIP Law

(57) **CLAIM**

The ornamental design for a display screen or portion thereof with icon, as shown and described.


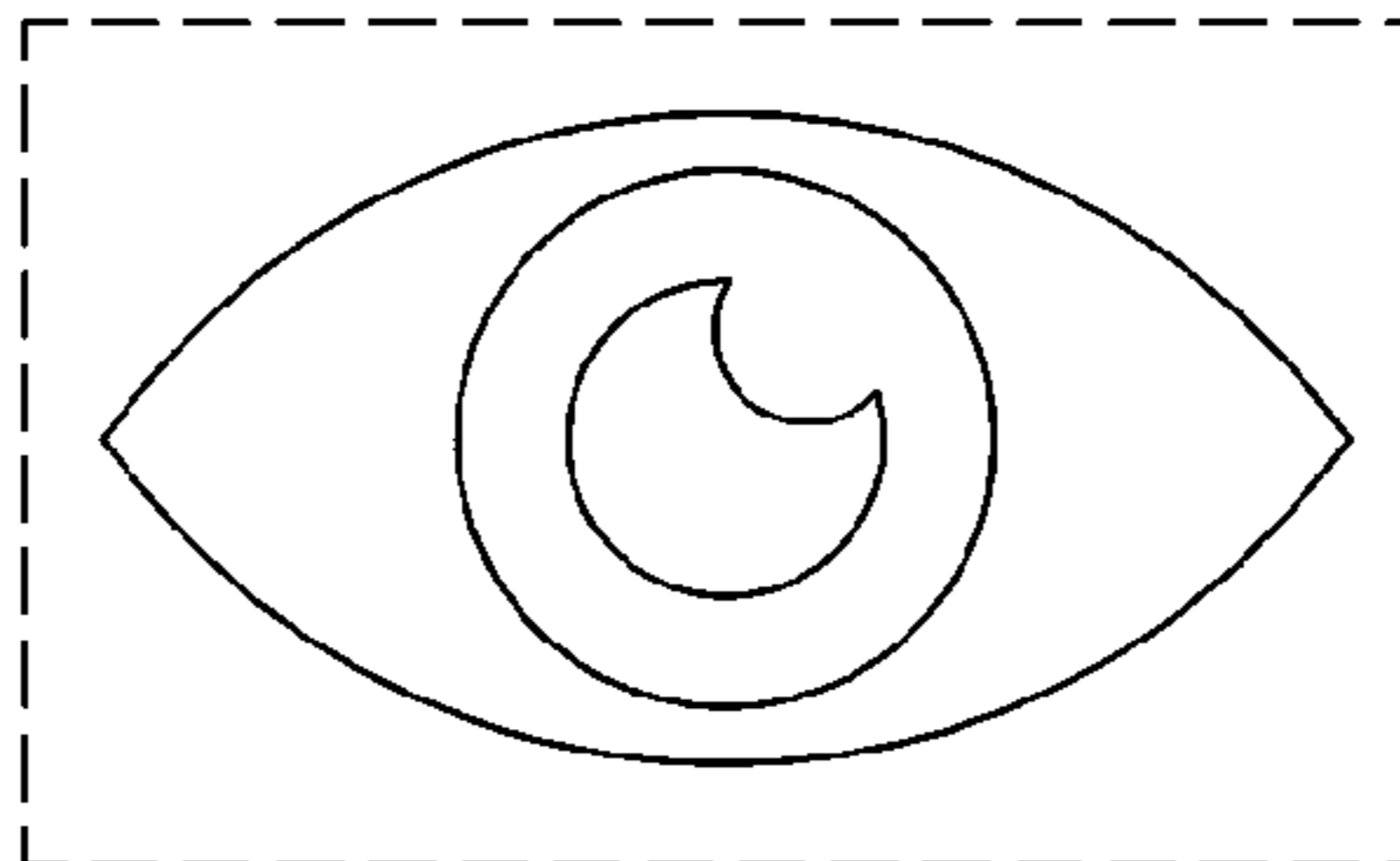
DESCRIPTION

FIG. 1 is a front view of a display screen or portion thereof with icon, showing our new design; and,

FIG. 2 is a front view of a second embodiment thereof.

The broken line showing of the display screen is included for the purpose of illustrating environmental structure and forms no part of the claimed design.

1 Claim, 2 Drawing Sheets



(56)

References Cited

OTHER PUBLICATIONS

FOREIGN PATENT DOCUMENTS

EM	001245096-0005	11/2010
EM	001877135-0018	6/2011
EM	001308175-0023	12/2011
EM	001353593-0002	1/2013
EM	001353593-0005	1/2013

Taiwanese Office Action issued Nov. 14, 2013 in counterpart Taiwanese Patent Application No. 102303432. (4 pages, in Taiwanese and a complete English translation).

* cited by examiner

FIG. 1

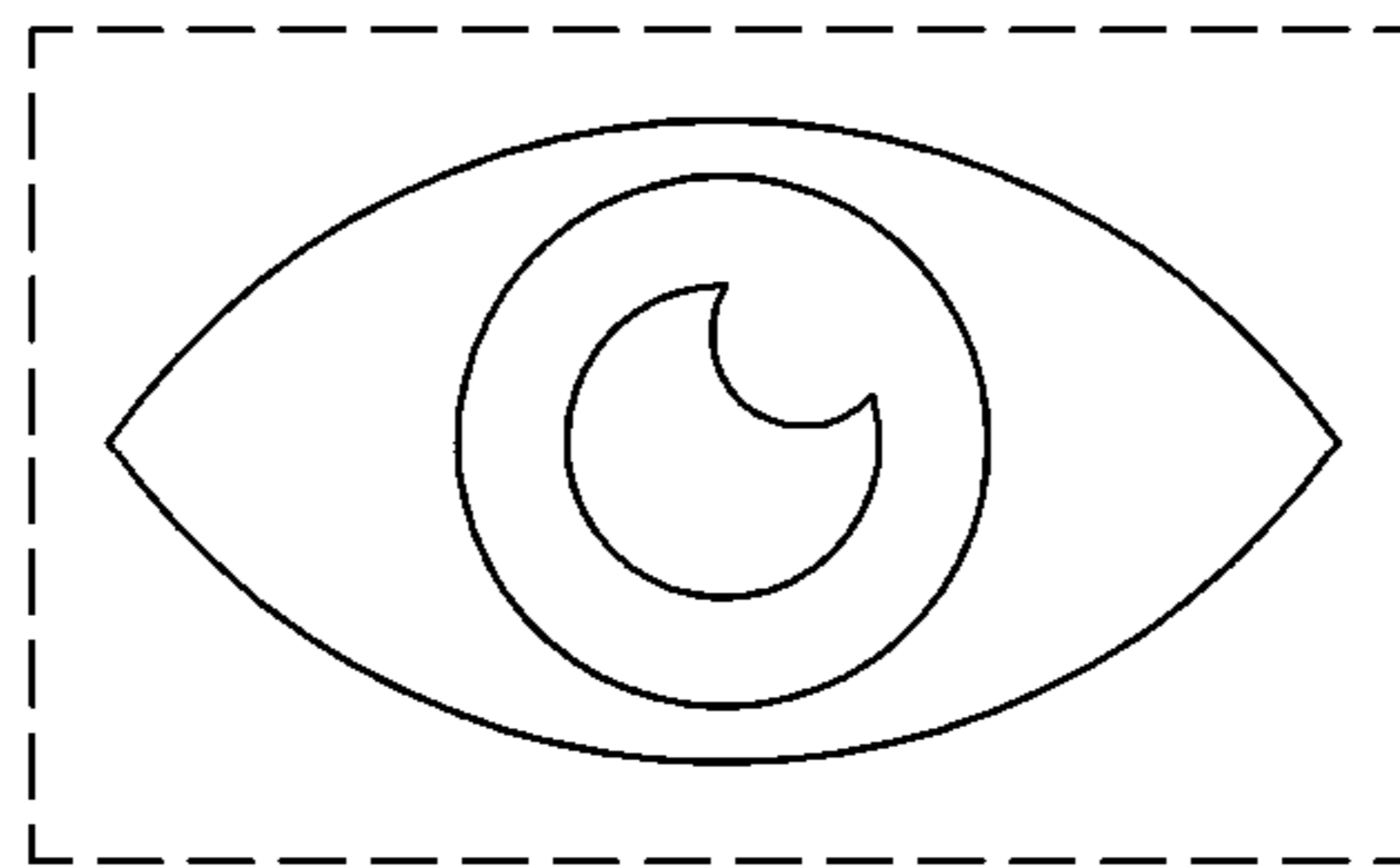


FIG. 2

