



US00D730335S

(12) **United States Design Patent**
Choi et al.

(10) **Patent No.:** **US D730,335 S**
(45) **Date of Patent:** **** May 26, 2015**

(54) **CELLULAR PHONE**

(56) **References Cited**

(71) Applicant: **LG ELECTRONICS INC.**, Seoul (KR)

U.S. PATENT DOCUMENTS

(72) Inventors: **Sanghyun Choi**, Seoul (KR); **Seungil Lee**, Seoul (KR)

D508,686	S	*	8/2005	Kim et al.	D14/138 AB
D518,811	S	*	4/2006	Shin et al.	D14/138 AB
D542,756	S	*	5/2007	Kim et al.	D14/138 AB
D567,784	S	*	4/2008	Lee et al.	D14/138 AB
D570,810	S	*	6/2008	Bae	D14/138 AB
D576,990	S	*	9/2008	Han et al.	D14/138 AA
D631,462	S	*	1/2011	Kim et al.	D14/138 AB
D691,124	S	*	10/2013	Yang	D14/250

(73) Assignee: **LG Electronics Inc.**, Seoul (KR)

(**) Term: **14 Years**

* cited by examiner

(21) Appl. No.: **29/460,735**

Primary Examiner — Barbara Fox

(22) Filed: **Jul. 15, 2013**

Assistant Examiner — Chelsea Sealey

(30) **Foreign Application Priority Data**

(74) *Attorney, Agent, or Firm* — Morgan, Lewis & Bockius LLP

Feb. 15, 2013 (KR) 30-2013-0007942

(51) **LOC (10) Cl.** **14-03**

(57) **CLAIM**

The ornamental design for a cellular phone, as shown and described.

(52) **U.S. Cl.**

DESCRIPTION

USPC **D14/248**

(58) **Field of Classification Search**

CPC G06F 1/1628; A45C 2013/025; A45C 13/02;
A45C 11/00; B65D 85/64

USPC D14/138 AD, 138 C, 138 G, 203.7, 217,
D14/30, 238.1, 240, 247, 248, 250, 253,
D14/341, 345, 346, 439, 440; D13/103,
D13/107, 108, 119; D3/201, 218, 269, 273,
D3/303; 206/320; 220/662; 361/679.27;
455/456.1, 575.1, 575.4, 575.8

FIG. 1 is a front, right side, perspective view of a cellular phone showing our new design;
FIG. 2 is a front view thereof;
FIG. 3 is a rear view thereof;
FIG. 4 is a left side view thereof;
FIG. 5 is a right side view thereof;
FIG. 6 is a top view thereof; and,
FIG. 7 is a bottom view thereof.

The broken lines shown in the drawings represent portions of the cellular phone which form no part of the claimed design.

See application file for complete search history.

1 Claim, 6 Drawing Sheets




FIG. 1




FIG. 2




FIG. 3




FIG. 4




FIG. 5




FIG. 6




FIG. 7

