

US00D730319S

(12) **United States Design Patent**
Behar et al.

(10) **Patent No.:** **US D730,319 S**
(45) **Date of Patent:** **** May 26, 2015**

(54) **SPEAKER**

(71) Applicant: **ALIPHCOM**, San Francisco, CA (US)

(72) Inventors: **Yves Albert Behar**, San Francisco, CA (US); **Gabriel J. Lamb**, San Francisco, CA (US)

(73) Assignee: **ALIPHCOM**, San Francisco, CA (US)

(**) Term: **14 Years**

(21) Appl. No.: **29/466,527**

(22) Filed: **Sep. 9, 2013**

Related U.S. Application Data

(63) Continuation-in-part of application No. 29/445,283, filed on Feb. 8, 2013, now Pat. No. Des. 698,757, which is a continuation of application No. 29/413,571, filed on Feb. 16, 2012, now Pat. No. Des. 678,864.

(51) **LOC (10) Cl.** **14-03**

(52) **U.S. Cl.**
USPC **D14/214**

(58) **Field of Classification Search**
USPC D14/167, 168, 170–172, 188, 194–196, D14/204, 207, 209.1, 210–216, 219, 221, D14/222, 224, 496; 181/143, 144, 147, 148, 181/150, 153, 157, 198, 199; 381/300–303, 381/306, 332, 333, 336, 345, 361–364, 381/386–388; 369/6–12

See application file for complete search history.

(56) **References Cited**

U.S. PATENT DOCUMENTS

D228,389 S *	9/1973	Schneider	D14/214
D401,932 S *	12/1998	Deguchi	D14/165
D489,707 S	5/2004	Kobayashi		
D526,643 S *	8/2006	Ishizaki	D14/214
D531,986 S	11/2006	Azumi et al.		
D546,318 S	7/2007	Yoon et al.		

D547,748 S *	7/2007	Tsuge	D14/211
D568,289 S	5/2008	Solland		
D589,939 S	4/2009	Hsu		
D597,064 S *	7/2009	Machida	D14/167
D597,529 S	8/2009	Tan et al.		
D622,699 S *	8/2010	Jiang et al.	D14/209.1

(Continued)

OTHER PUBLICATIONS

Notice of Allowance from related U.S. Appl. No. 29/378,325 dated May 10, 2011.

(Continued)

Primary Examiner — Keli L Hill

(74) *Attorney, Agent, or Firm* — Kilpatrick Townsend & Stockton LLP

(57) **CLAIM**

The ornamental design for a speaker, as shown and described.

DESCRIPTION

FIG. 1 is a perspective view of a speaker, showing our new design;

FIG. 2 is a front elevational view thereof;

FIG. 3 is a right side elevational view thereof;

FIG. 4 is a left side elevational view thereof;

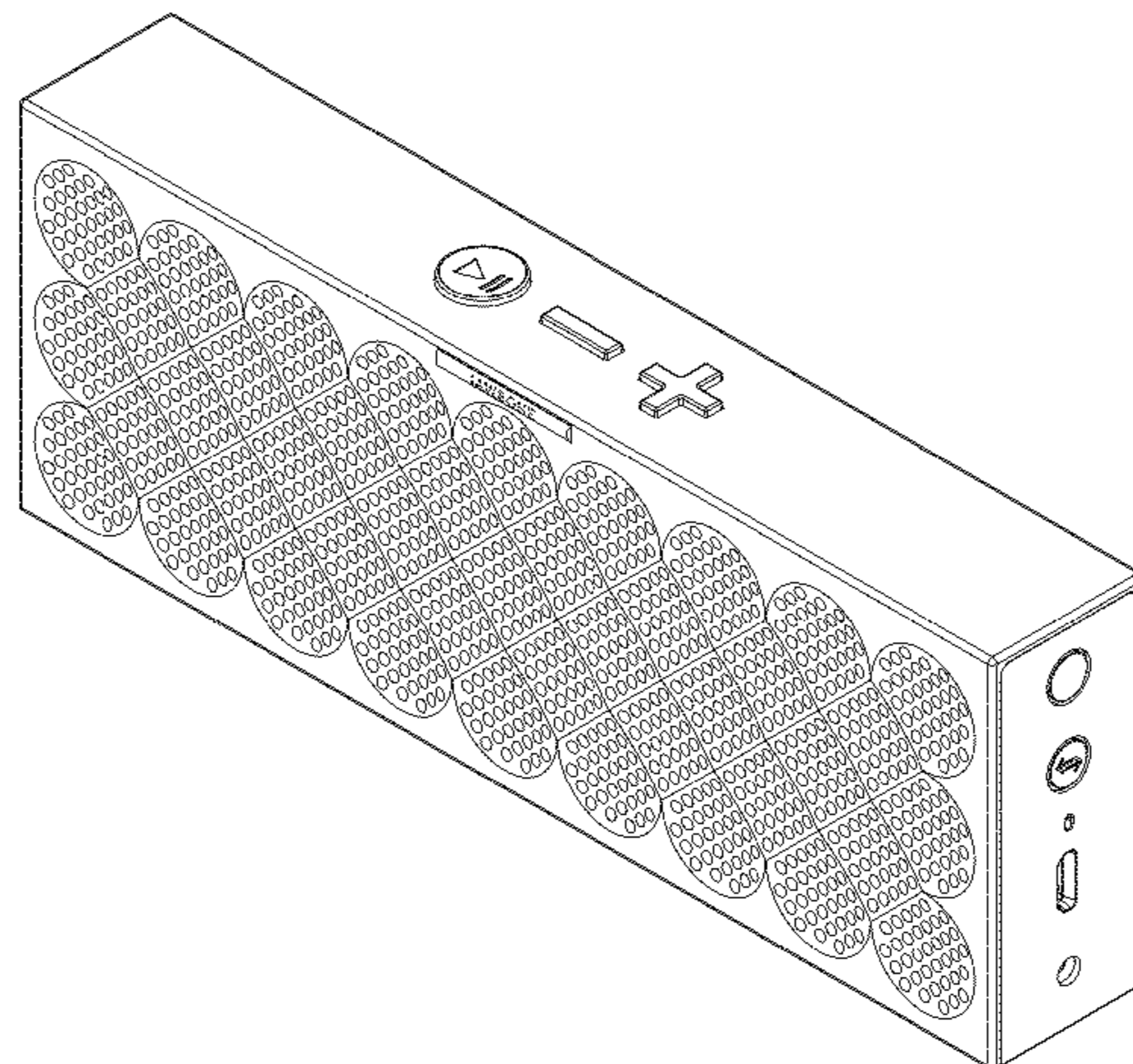
FIG. 5 is a top plan view thereof; and,

FIG. 6 is a bottom plan view thereof.

The submitted drawings show some additional solid lines on the speaker; some of these solid lines are not meant to convey actual solidly drawn lines, such as actual surface markings or ornamentation, on the speaker. As is generally recognized by persons skilled in the art of preparing digital drawings, such solid lines are meant to convey the boundaries for curved surfaces on the speaker.

The broken lines shown are included for the purpose of illustrating portions of the speaker that form no part of the claim. JAWBONE is a registered trademark of AliphCom dba Jawbone and does not form part of the claimed design.

1 Claim, 4 Drawing Sheets



(56)

References Cited

U.S. PATENT DOCUMENTS

D632,675	S	*	2/2011	Behar et al.	D14/223
D632,676	S	*	2/2011	Behar et al.	D14/223
D636,759	S	*	4/2011	Chen	D14/214
D641,341	S	*	7/2011	Behar et al.	D14/223
D645,024	S		9/2011	Behar et al.		
D652,019	S		1/2012	Behar et al.		
D652,020	S		1/2012	Behar et al.		
D655,272	S	*	3/2012	Kawase et al.	D14/194
D655,689	S		3/2012	Behar et al.		
D670,271	S		11/2012	Tzeng		
D674,764	S	*	1/2013	Suzuki	D14/188
D678,244	S		3/2013	Behar et al.		
D678,864	S		3/2013	Behar et al.		
D678,865	S		3/2013	Behar et al.		
D684,952	S	*	6/2013	Iijima	D14/223
D695,710	S	*	12/2013	Szymanski et al.	D14/214
D697,052	S	*	1/2014	Loudon et al.	D14/214
D698,757	S		2/2014	Behar et al.		
D698,758	S		2/2014	Behar et al.		
D698,759	S		2/2014	Behar et al.		
D707,203	S	*	6/2014	Xie et al.	D14/214
D713,381	S	*	9/2014	Riggs et al.	D14/214
D713,382	S	*	9/2014	Riggs et al.	D14/215
D715,258	S	*	10/2014	Osborn et al.	D14/214
D718,277	S	*	11/2014	Yamamoto	D14/214
D719,932	S	*	12/2014	Osborn et al.	D14/214

OTHER PUBLICATIONS

Notice of Allowance from related U.S. Appl. No. 29/445,283, dated Sep. 23, 2013, 9 pages.

Notice of Allowance from related U.S. Appl. No. 29/413,571, dated Nov. 8, 2012, 11 pages.

Notice of Allowance from related U.S. Appl. No. 29/413,572, dated Nov. 9, 2012, 10 pages.

Notice of Allowance from related U.S. Appl. No. 29/413,573, dated Nov. 5, 2012, 9 pages.

U.S. Appl. No. 29/445,284, filed Sep. 9, 2013, inventor Yves Albert Behar.

U.S. Appl. No. 29/466,527, filed Sep. 9, 2013, inventor Yves Albert Behar.

U.S. Appl. No. 29/466,531, filed Sep. 9, 2013, inventor Yves Albert Behar.

U.S. Appl. No. 29/466,534, filed Sep. 9, 2013, inventor Yves Albert Behar.

U.S. Appl. No. 466,536, filed Sep. 9, 2013, inventor Yves Albert Behar.

U.S. Appl. No. 29/466,539, filed Sep. 9, 2013, inventor Yves Albert Behar.

European Design Certificate No. 002185330-0001, dated Feb. 15, 2013, 8 pages.

European Design Certificate No. 002185330-0002, dated Feb. 15, 2013, 8 pages.

European Design Certificate No. 002185330-0003, dated Feb. 15, 2013, 8 pages.

European Design Certificate No. 002185330-0004, dated Feb. 15, 2013, 3 pages.

European Design Certificate No. 002185330-0005, dated Feb. 15, 2013, 3 pages.

European Design Certificate No. 002185330-0006, dated Feb. 15, 2013, 3 pages.

European Design Certificate No. 002185330-0007, dated Feb. 15, 2013, 3 pages.

European Design Certificate No. 002185330-0008, dated Feb. 15, 2013, 3 pages.

European Design Certificate No. 002185330-0009, dated Feb. 15, 2013, 3 pages.

* cited by examiner

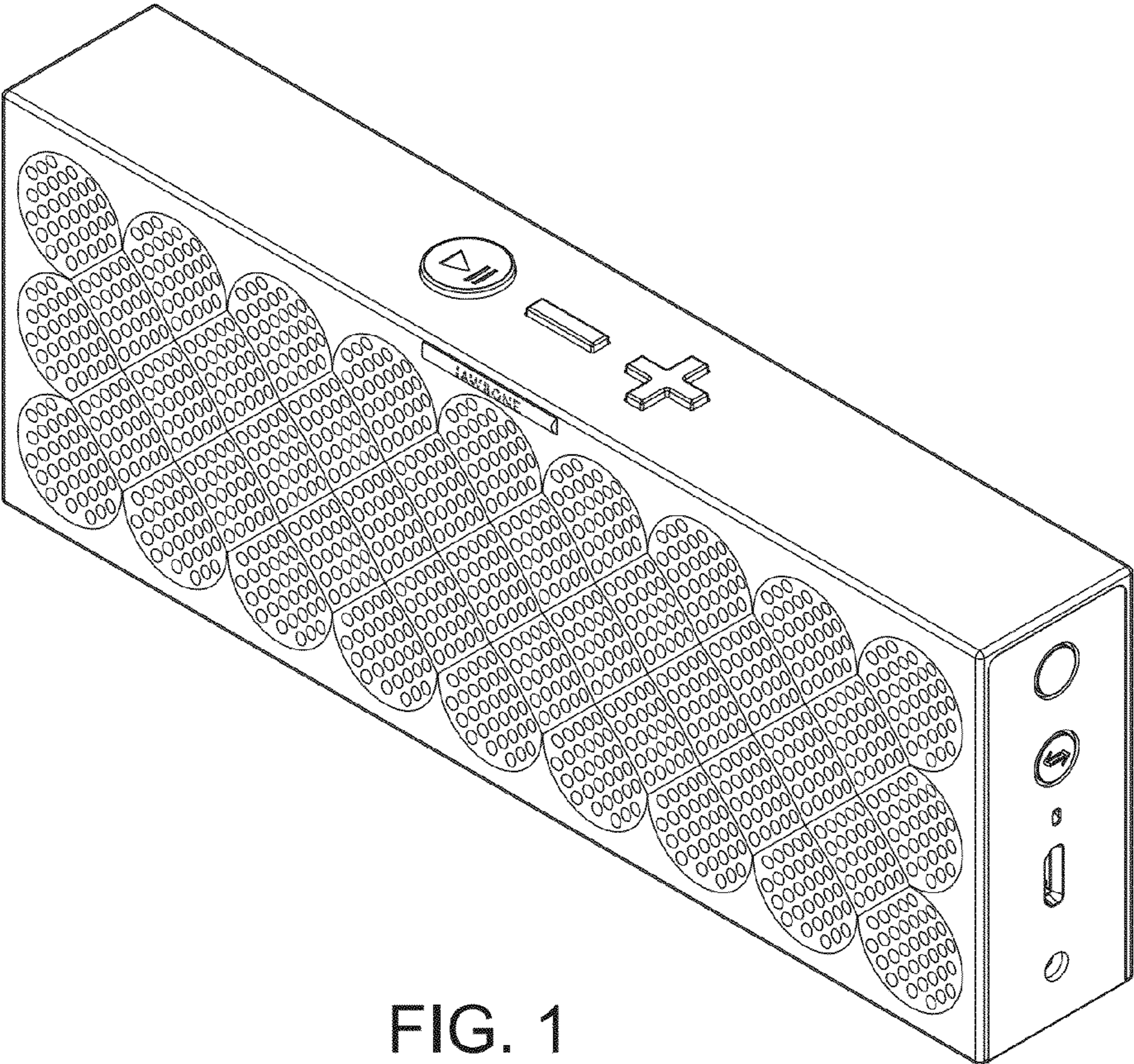


FIG. 1

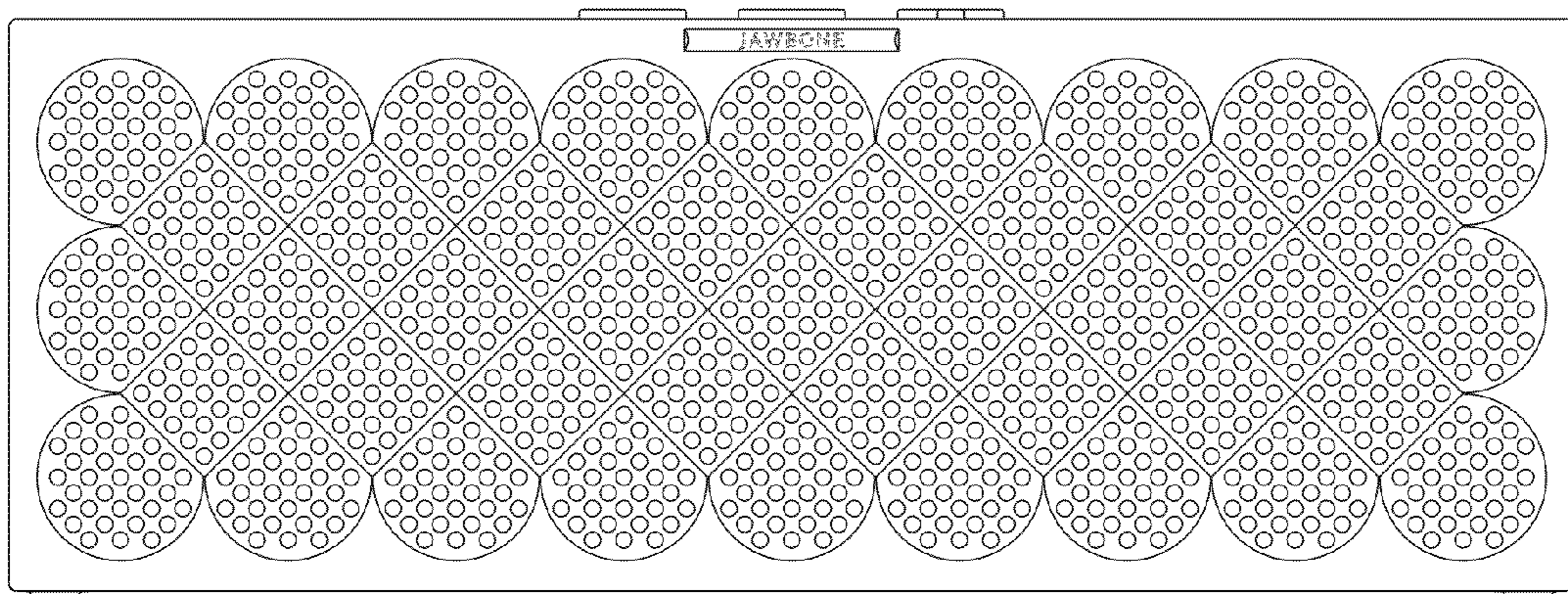


FIG. 2

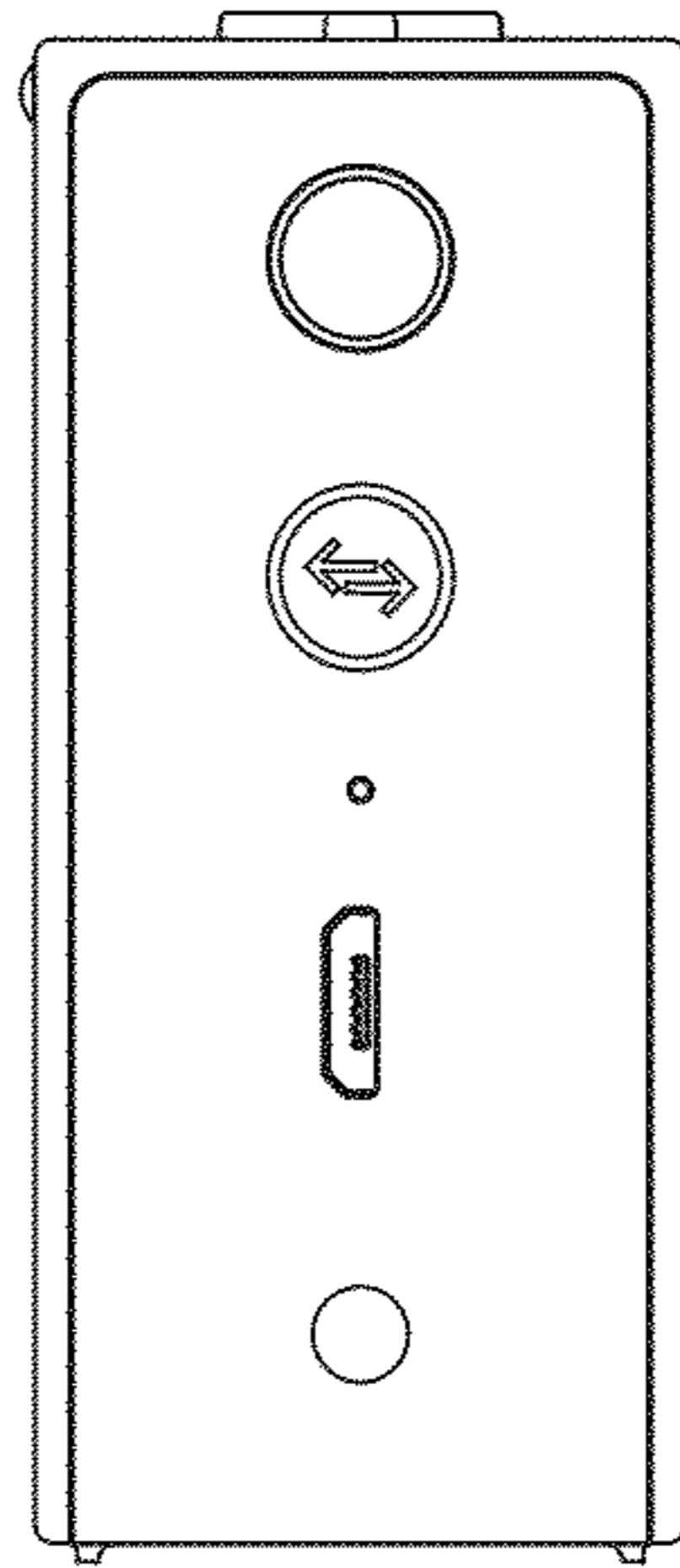


FIG. 3




FIG. 4

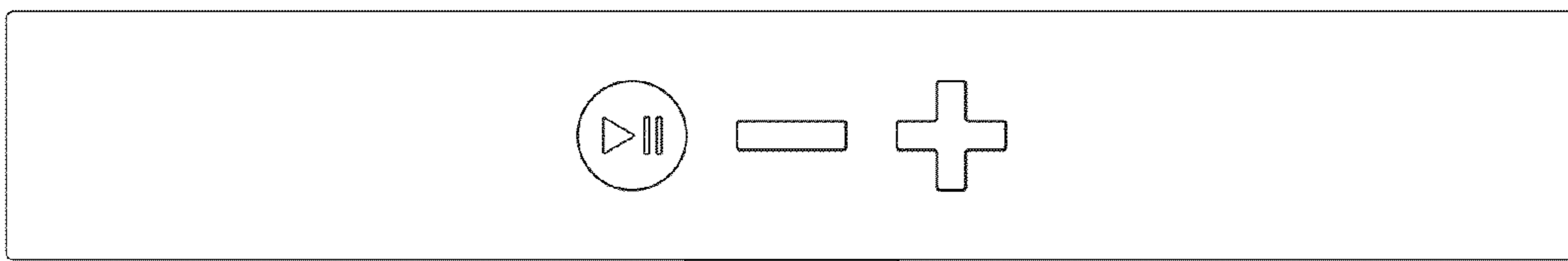


FIG. 5



FIG. 6