

US00D730317S

(12) **United States Design Patent**
Silvera

(10) **Patent No.:** **US D730,317 S**
(45) **Date of Patent:** **** May 26, 2015**

(54) **FLAT FLASK DESIGN PORTABLE
BLUETOOTH SPEAKER**

(71) Applicant: **Isaac Silvera**, Brooklyn, NY (US)
(72) Inventor: **Isaac Silvera**, Brooklyn, NY (US)
(73) Assignee: **SDI TECHNOLOGIES, INC.**, Rahway,
NJ (US)
(**) Term: **14 Years**

(21) Appl. No.: **29/484,692**
(22) Filed: **Mar. 12, 2014**
(51) **LOC (10) Cl.** **14-01**
(52) **U.S. Cl.**
USPC **D14/207**

(58) **Field of Classification Search**
CPC H04R 1/00; H04R 1/02; H04R 2400/00;
H05K 5/00
USPC D14/204, 207, 210-216, 172, 209.1,
D14/203.2, 189; 181/143, 144, 147, 148,
181/150-153, 157, 198, 199; 381/300-303,
381/306, 332, 333, 336, 345, 361-364,
381/386-388; D11/160, 162, 606-609,
D11/832; 455/344-347; 369/6-12;
D9/683.5, 738, 763; D7/300, 601-606

See application file for complete search history.

(56) **References Cited**

U.S. PATENT DOCUMENTS

3,170,538 A *	2/1965	Detrick	181/141
5,444,194 A *	8/1995	Reinke	181/150
D423,293 S *	4/2000	Pischke	D7/605
6,152,257 A *	11/2000	Denham	181/155
6,544,096 B1 *	4/2003	Pyrce et al.	446/268
D474,172 S *	5/2003	Jacobson	D14/207
D510,083 S *	9/2005	Kasden	D14/207
D526,308 S *	8/2006	Kasden	D14/207
D570,332 S *	6/2008	Landerholm et al.	D14/207
D691,114 S *	10/2013	Manz	D14/207
D701,852 S *	4/2014	Park	D14/207

* cited by examiner

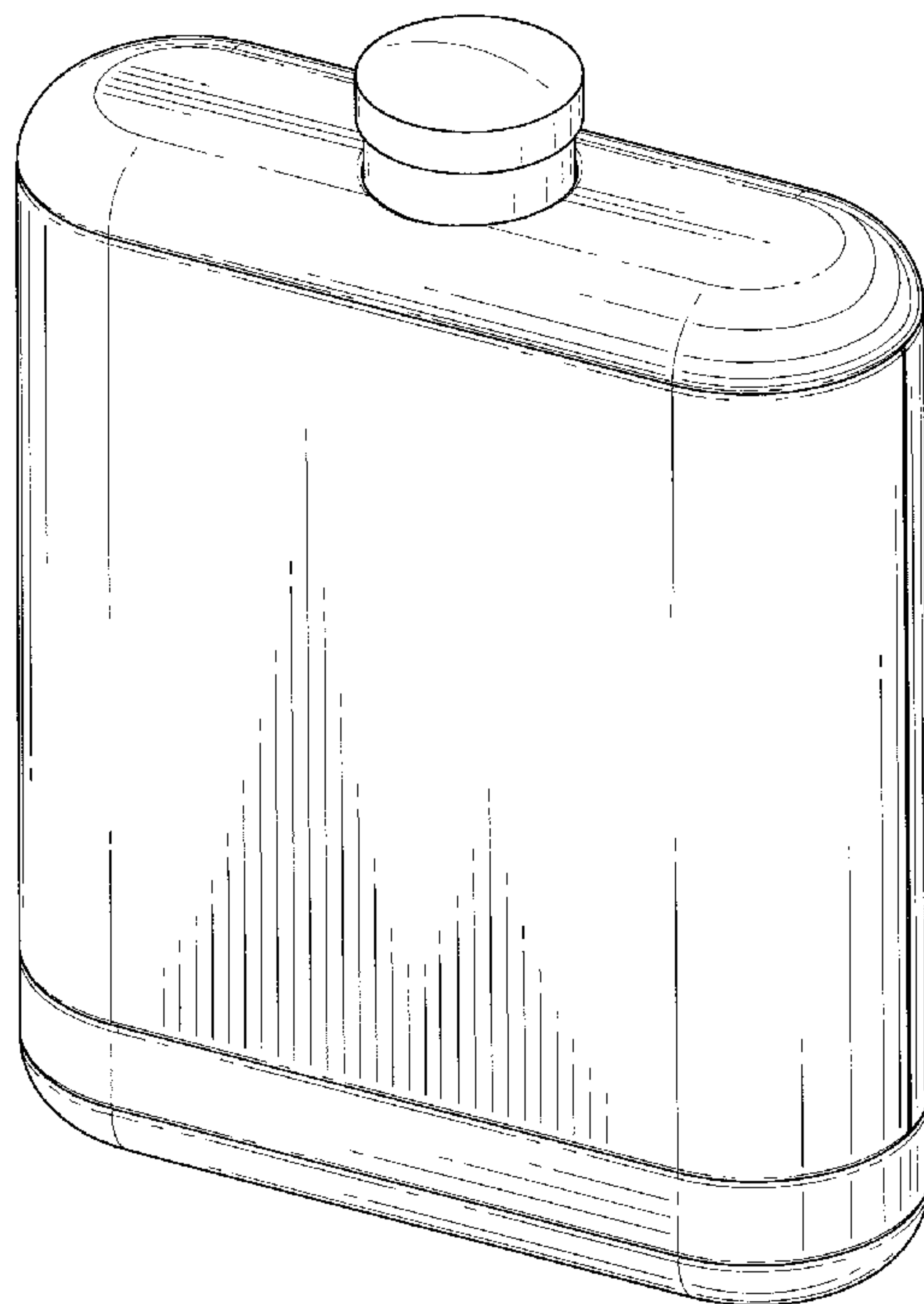
Primary Examiner — Prabhakar Deshmukh
(74) *Attorney, Agent, or Firm* — Ostrolenk Faber LLP

(57) **CLAIM**
The ornamental design for a flat flask design portable blue-
tooth speaker, as shown and described.

DESCRIPTION

FIG. 1 is a top, front, perspective view of a flat flask design portable bluetooth speaker showing my new design;
FIG. 2 is a front view thereof;
FIG. 3 is a rear view thereof;
FIG. 4 is a top view thereof;
FIG. 5 is a bottom view thereof; and,
FIG. 6 is a side view thereof, the opposite side view being a mirror image.
The broken lines in the drawings illustrate environmental material that forms no part of the claimed design.

1 Claim, 6 Drawing Sheets



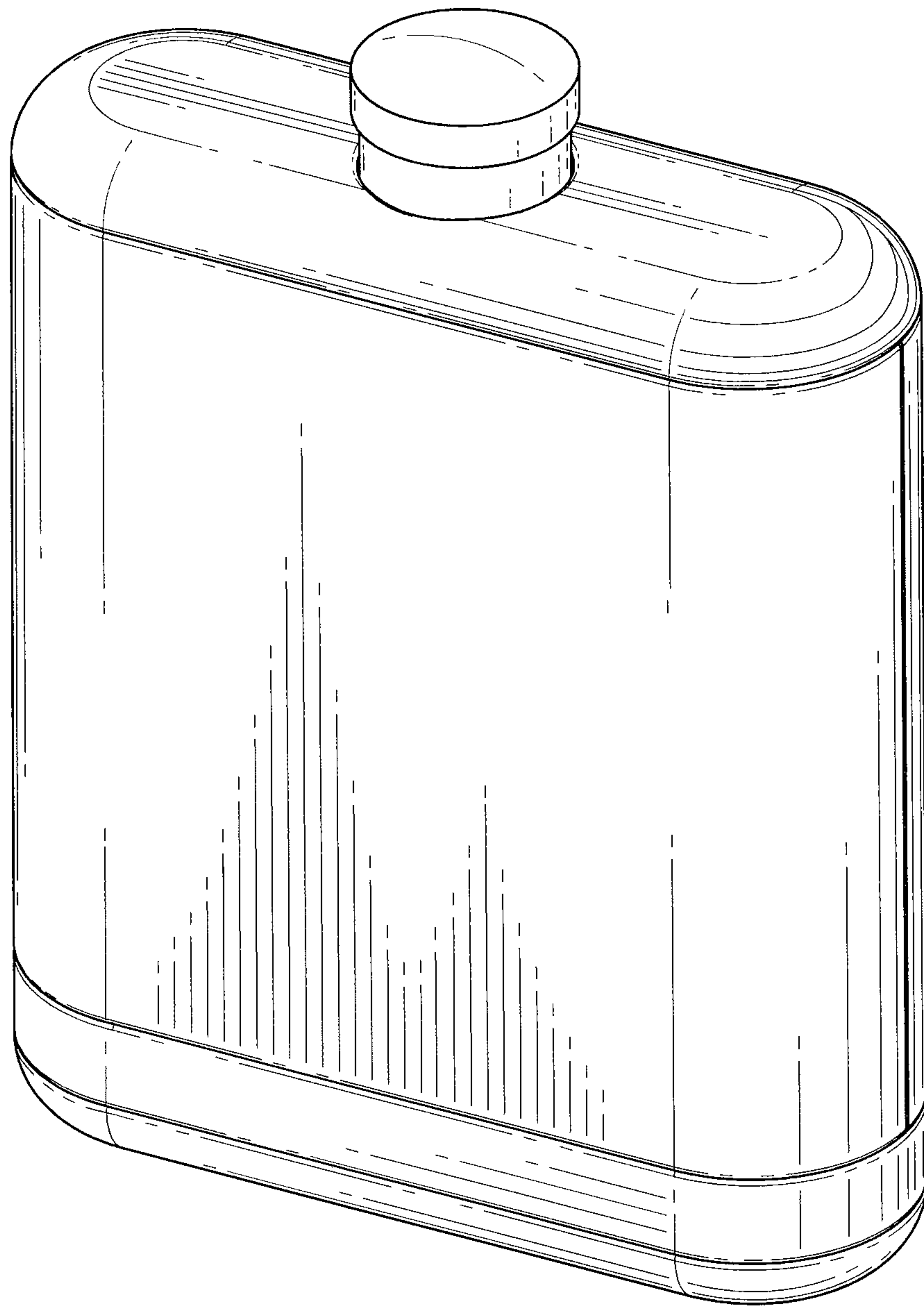


FIG. 1

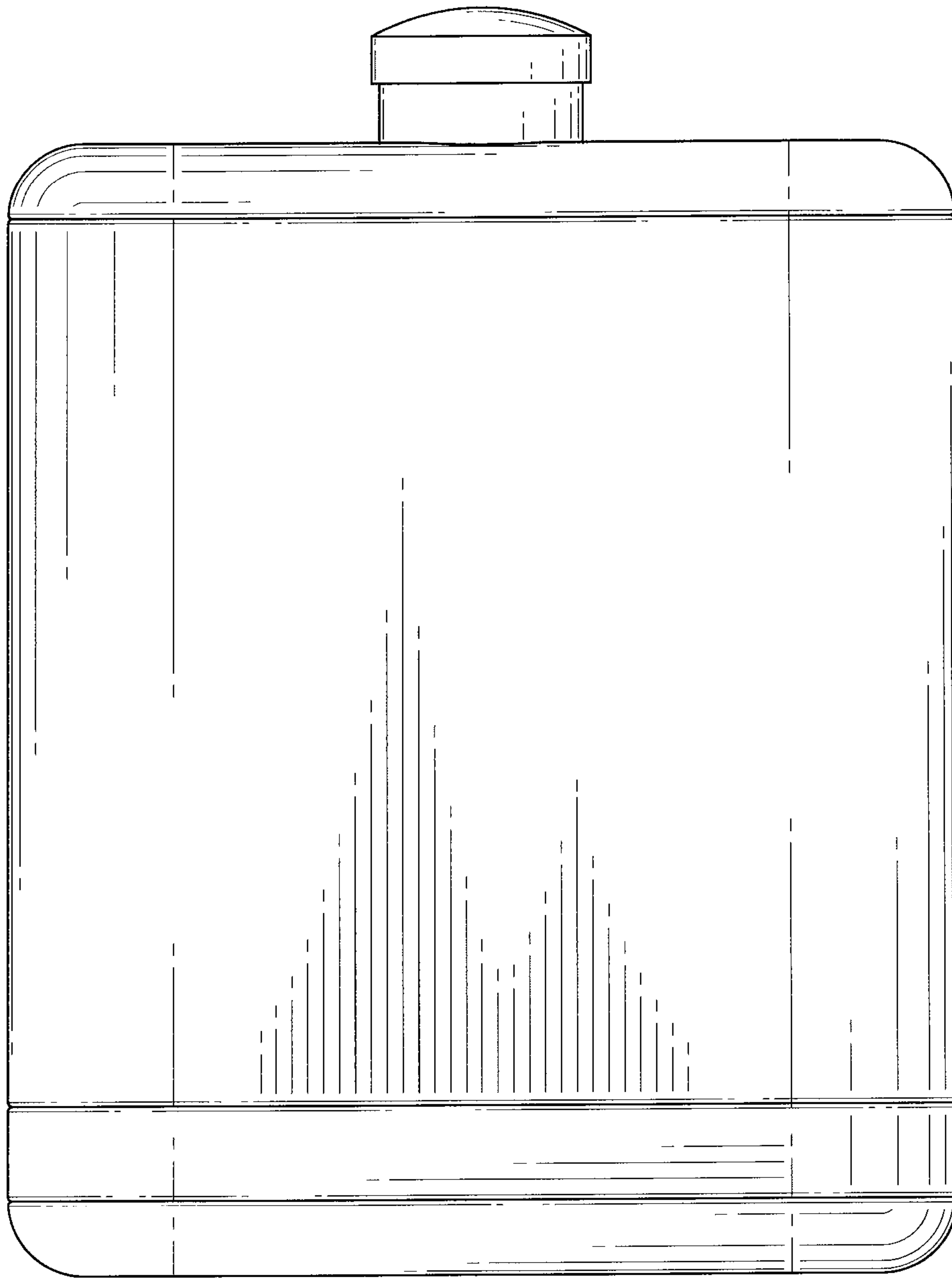


FIG. 2

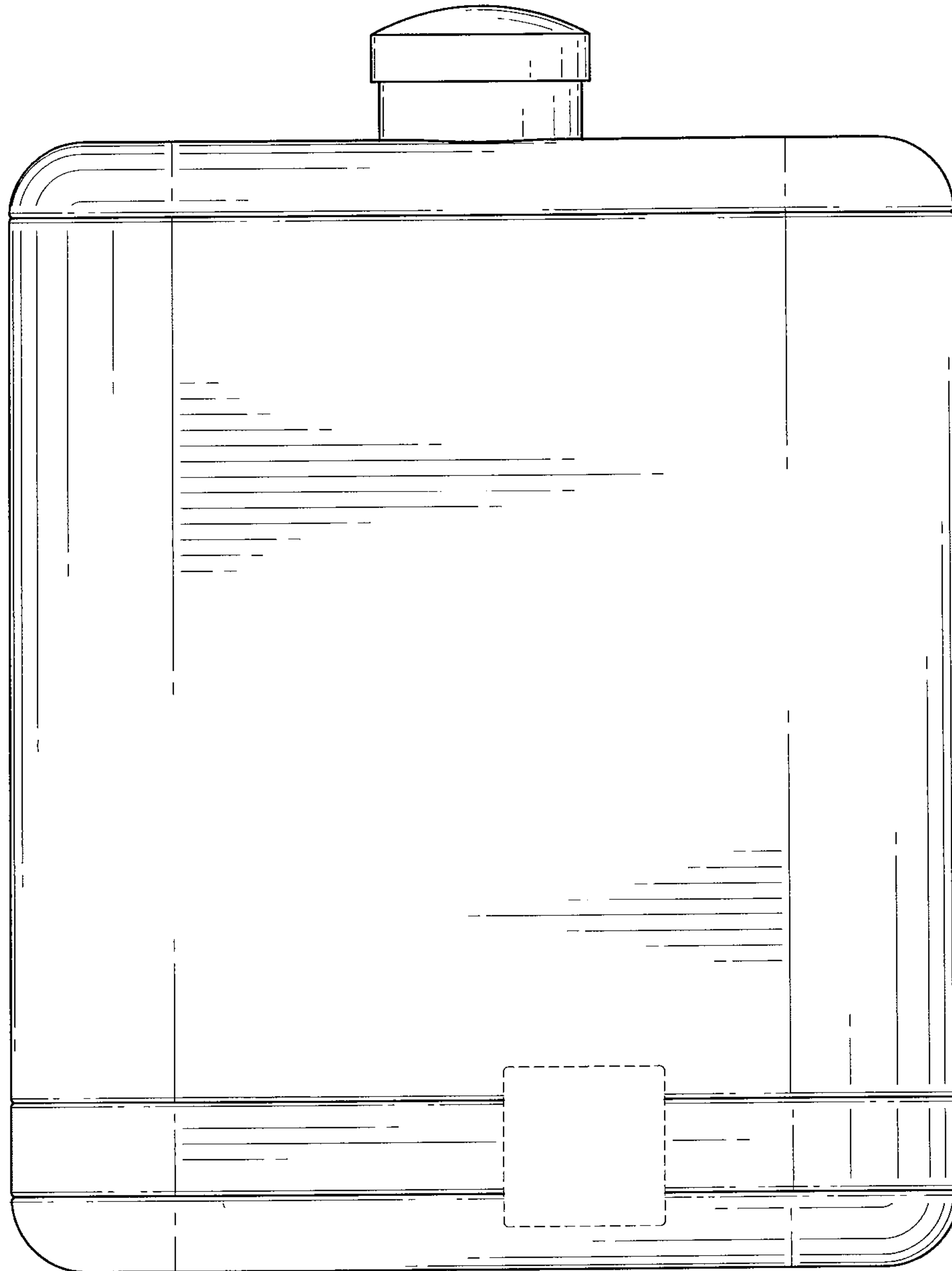


FIG. 3

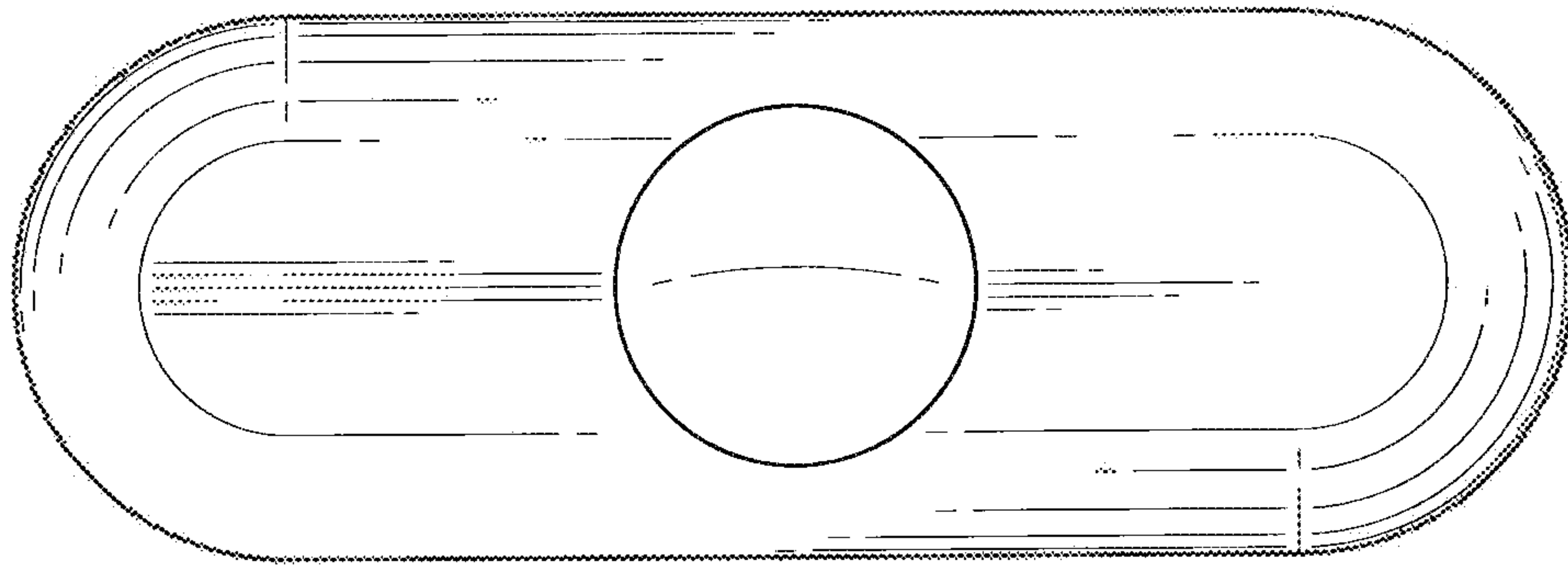


FIG. 4

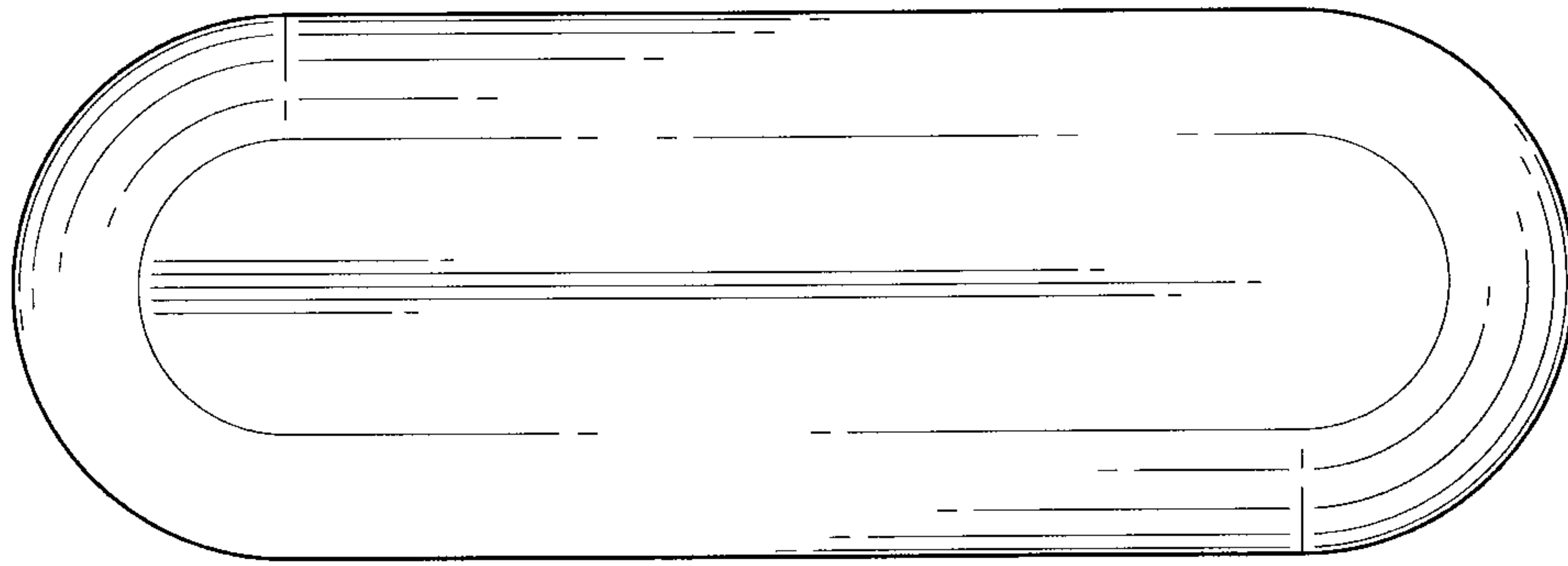


FIG. 5




FIG. 6