

US00D730313S

(12) **United States Design Patent**
Moreau

(10) **Patent No.:** **US D730,313 S**
(45) **Date of Patent:** **** May 26, 2015**

(54) **MUSIC PLAYER**

(71) Applicant: **Sébastien Moreau**, Lille (FR)
(72) Inventor: **Sébastien Moreau**, Lille (FR)
(73) Assignee: **Bigben Interactive SA**, Leaquin (FR)
(**) Term: **14 Years**
(21) Appl. No.: **29/451,670**
(22) Filed: **Apr. 5, 2013**

(30) **Foreign Application Priority Data**

Oct. 5, 2012 (EM) 002114439-0001

(51) **LOC (10) Cl.** **14-03**

(52) **U.S. Cl.**
USPC **D14/202**; D14/203

(58) **Field of Classification Search**
CPC H04M 1/03; H04M 1/035; H04R 1/02;
H04R 1/06; H04R 1/021; H04R 1/025;
H04R 1/026; H04R 1/105; H04R 1/323;
H04R 1/345; H04R 1/403; H04R 1/2803;
H04R 1/2834; H04R 5/02; H04R 7/20;
H04R 9/06; H04R 9/025; H04R 2201/021;
H04R 2400/07; H04R 2499/11; H04R
2499/13; H04R 2499/15; G06F 1/1688;
H04N 5/642; H04N 21/4852; H04S 3/00;
H04S 7/30; B60R 11/0217
USPC D14/167, 168, 170–172, 175, 180, 183,
D14/184, 188, 192, 194–197, 199–204, 207,
D14/209.1, 210–216, 219, 221, 222, 224,
D14/261, 262, 496; 181/143, 144, 147, 148,
181/150, 153, 157, 198, 199; 381/300–303,
381/306, 332, 333, 336, 345, 361–364,
381/386–388; 369/6–12

See application file for complete search history.

(56) **References Cited**

U.S. PATENT DOCUMENTS

D252,393 S * 7/1979 Kashidaira D14/203
D258,652 S * 3/1981 Guillon D14/261
D277,178 S * 1/1985 Morita D14/203
D278,810 S * 5/1985 Murphy D14/203
D433,011 S * 10/2000 O'Donnell et al. D14/202
D491,915 S * 6/2004 Warden D14/203
D496,922 S * 10/2004 Kimura D14/500
D512,706 S * 12/2005 Nakane et al. D14/507
D518,814 S * 4/2006 Shim et al. D14/168
D519,102 S * 4/2006 Liu D14/203
8,315,143 B2 * 11/2012 Frederick et al. 369/264

* cited by examiner

Primary Examiner — Keli L Hill

(74) *Attorney, Agent, or Firm* — Fross Zelnick Lehrman & Zissu, P.C.; Charles T. J. Weigell, Esq.

(57) **CLAIM**

The ornamental design for a music player, as shown and described.

DESCRIPTION

FIG. 1 is a rear view of a music player showing my new design;

FIG. 2 is a top view of the music player shown in FIG. 1;

FIG. 3 is a front view of the music player shown in FIG. 1;

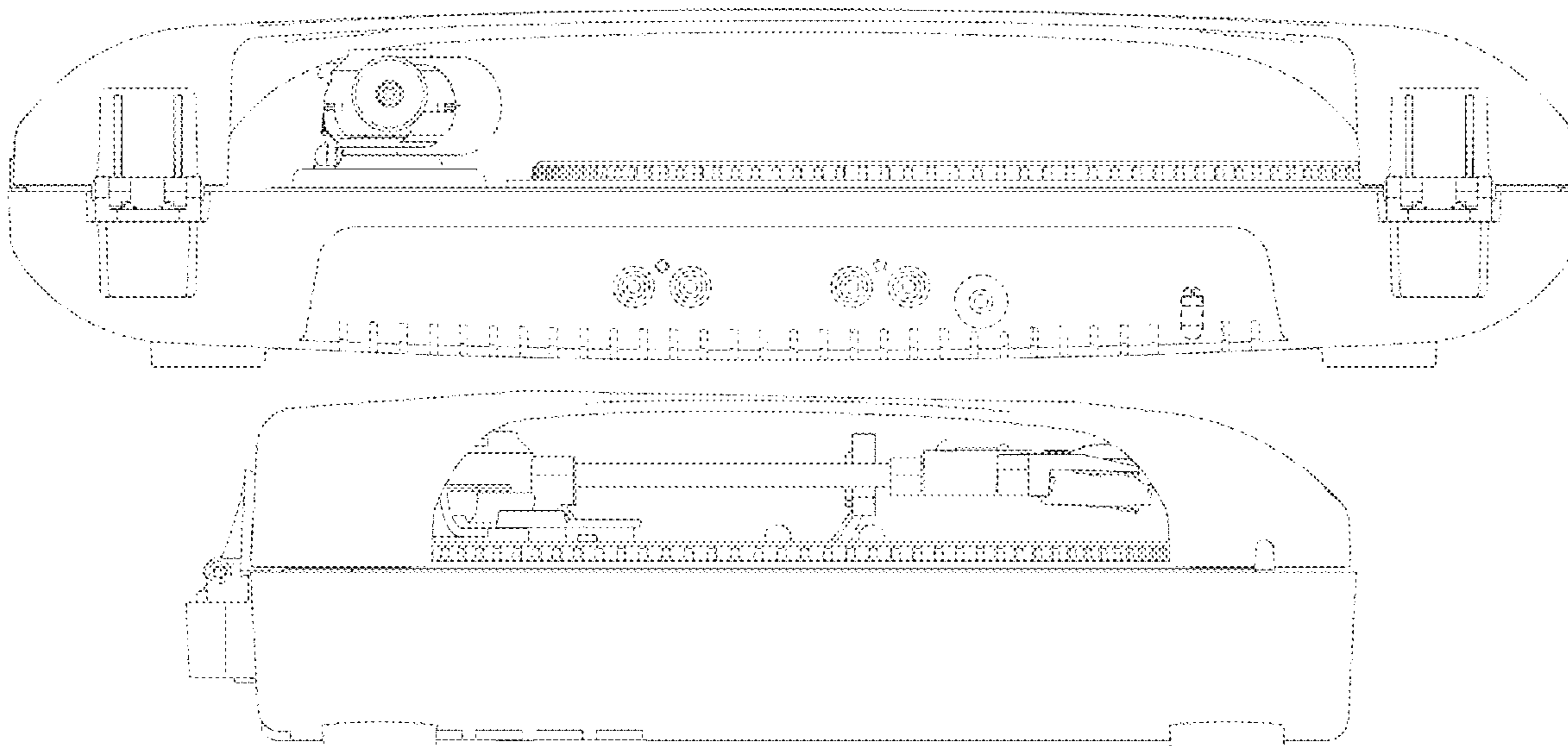
FIG. 4 is a left side view of the music player shown in FIG. 1;

FIG. 5 is a right side view of the music player shown in FIG. 1; and,

FIG. 6 is a top view of the music player shown in FIG. 1 with the lid illustrated as transparent.

The bottom view forms no part of the design and is omitted. The broken lines indicate unclaimed portions of the design and form no part of the claimed design.

1 Claim, 6 Drawing Sheets



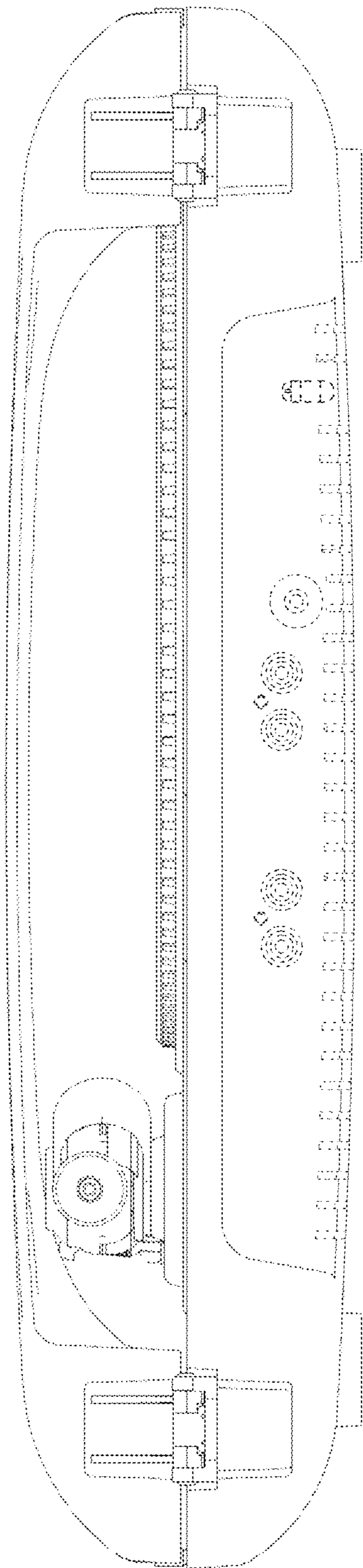


FIG. 1

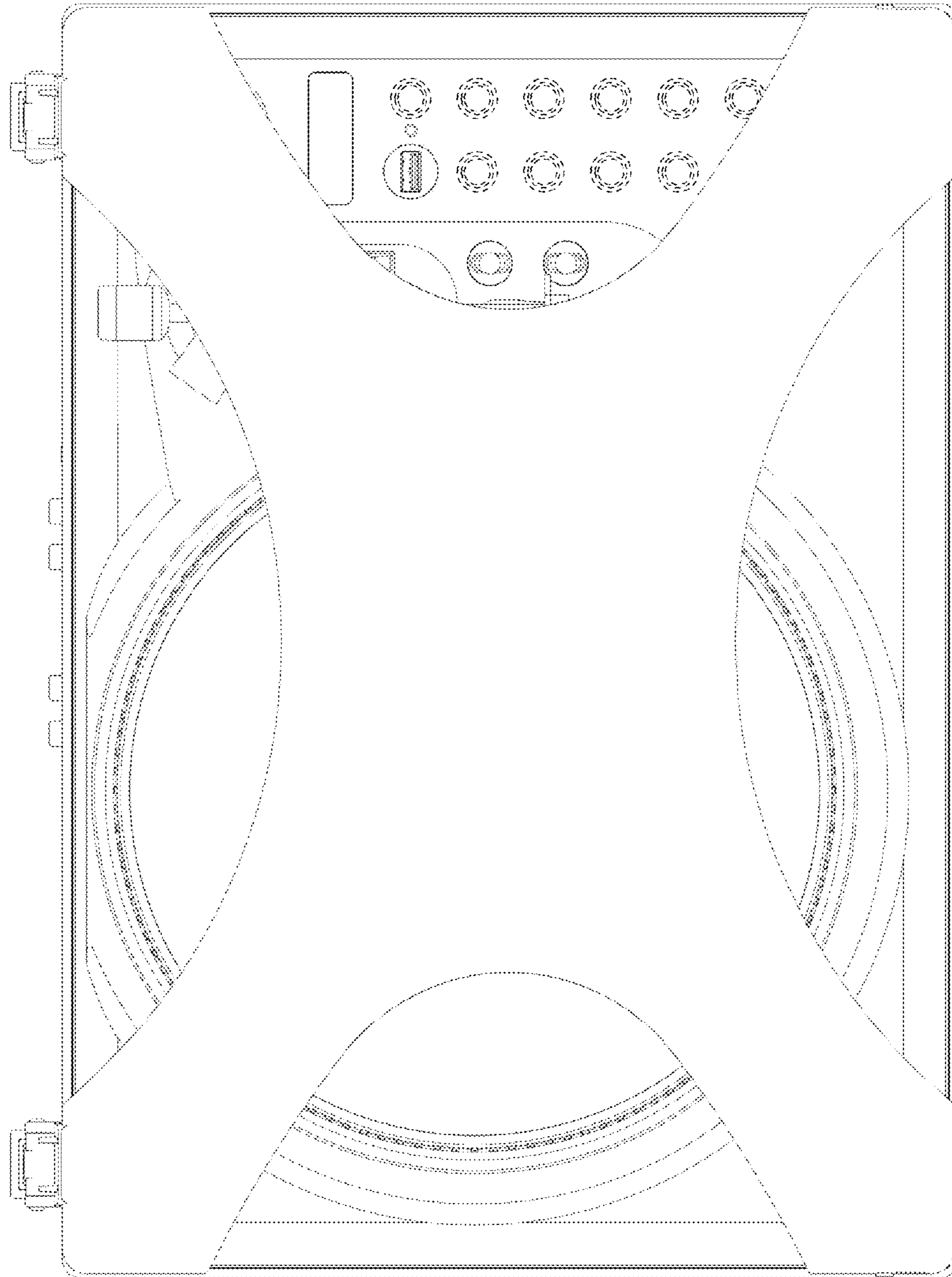


FIG. 2

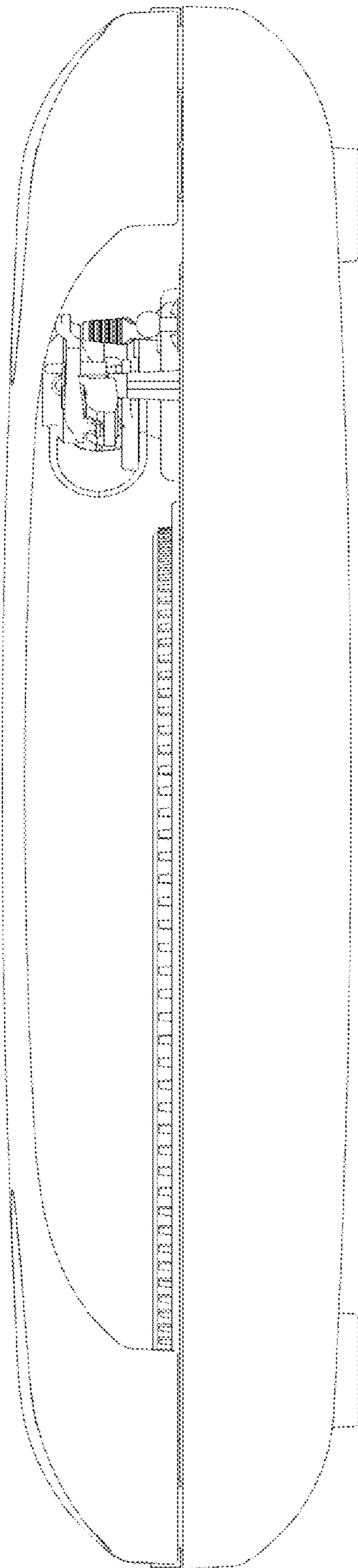


FIG. 3

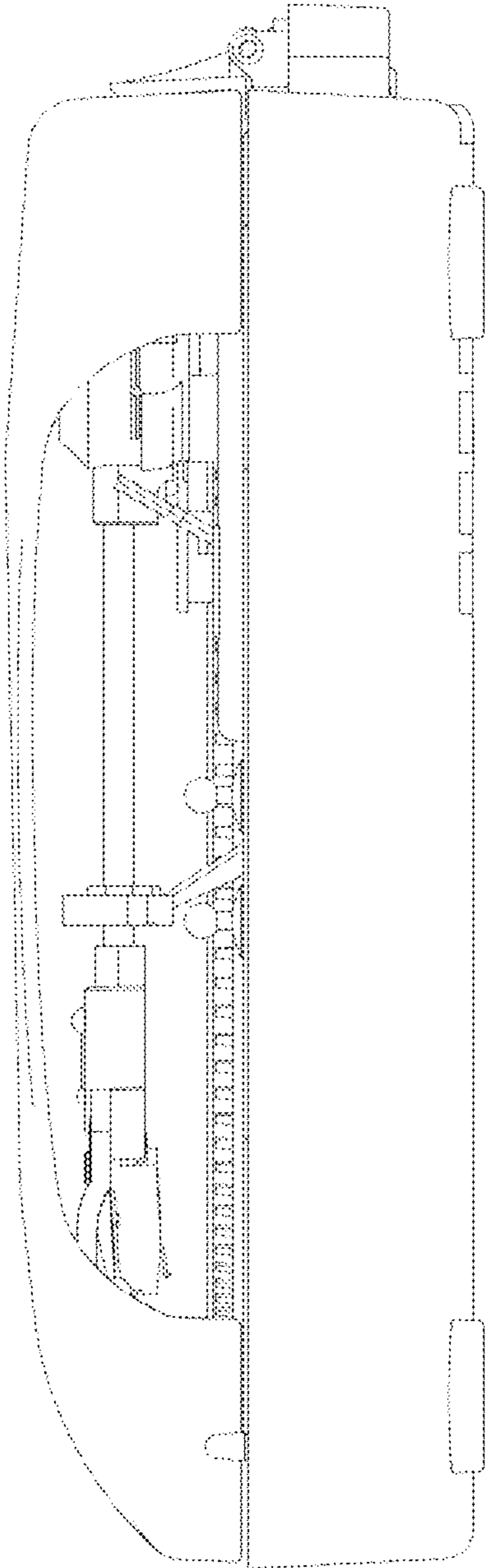


FIG. 4

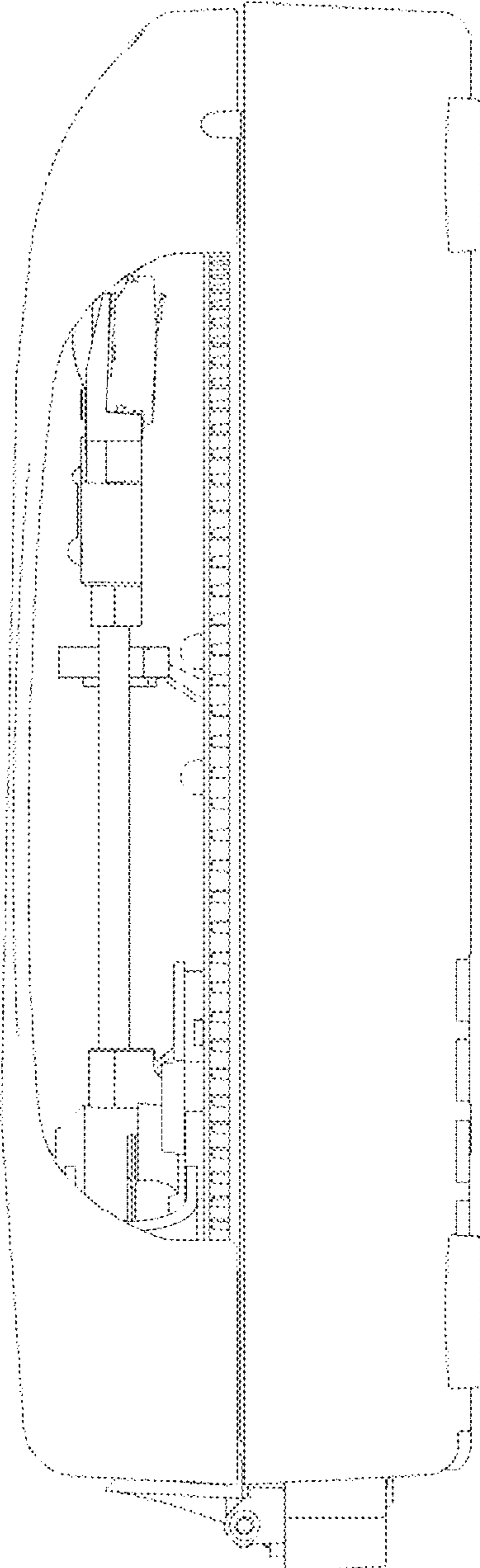


FIG. 5

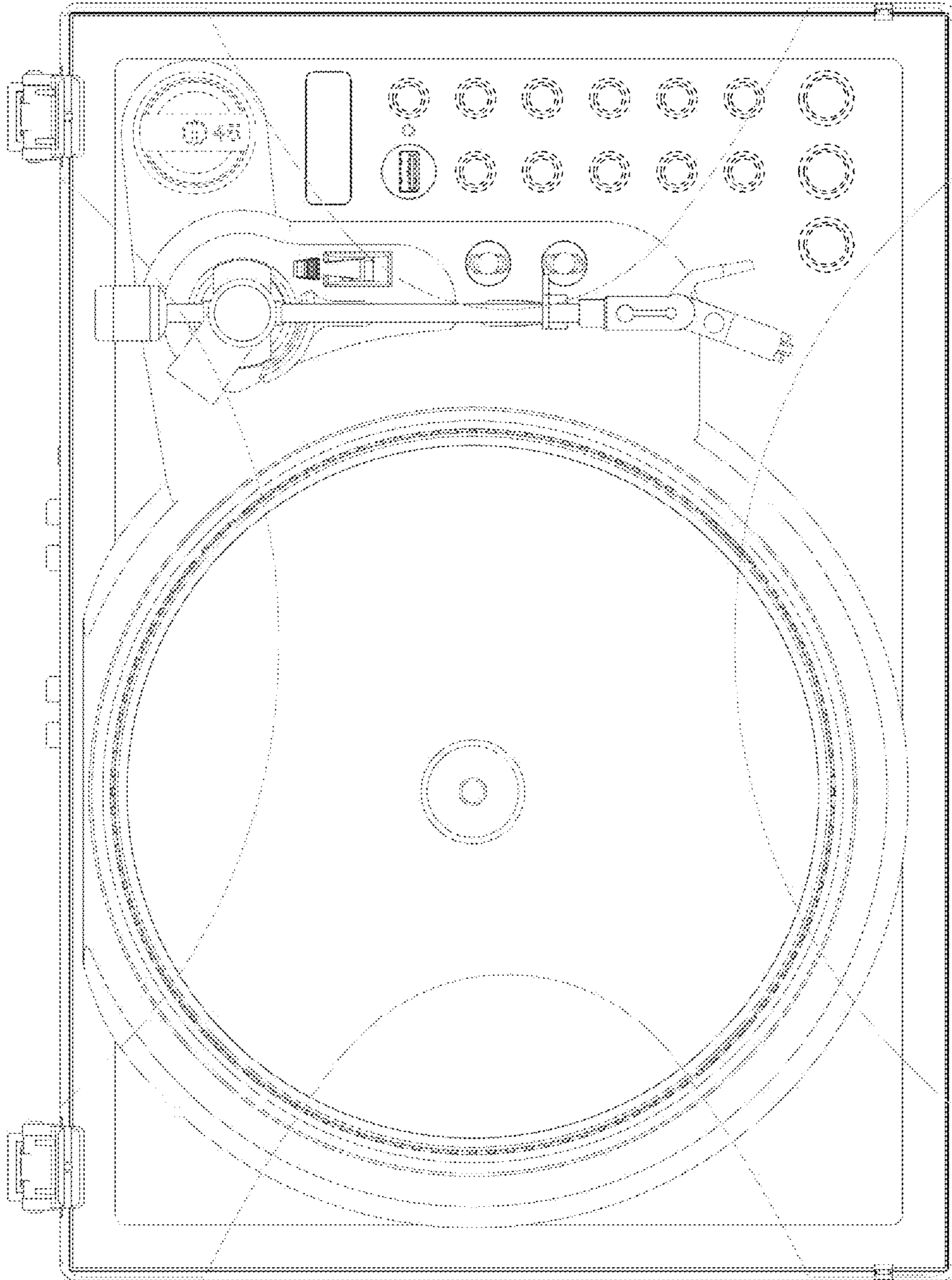


FIG. 6