



US00D730286S

(12) **United States Design Patent**
Liu

(10) **Patent No.:** **US D730,286 S**
(45) **Date of Patent:** **** May 26, 2015**

(54) **BATTERY POLE**

- (71) Applicant: **Qiuming Liu**, Shenzhen (CN)
- (72) Inventor: **Qiuming Liu**, Shenzhen (CN)
- (73) Assignee: **KIMREE HI-TECH INC.**, Roadtown, Tortola (VG)
- (**) Term: **14 Years**
- (21) Appl. No.: **29/464,515**
- (22) Filed: **Aug. 16, 2013**
- (30) **Foreign Application Priority Data**

Aug. 5, 2013 (CN) 2013 3 0372388

(51) **LOC (10) Cl.** **13-02**

(52) **U.S. Cl.**
USPC **D13/119**

(58) **Field of Classification Search**

CPC Y02E 60/12; Y02E 60/122; Y02E 60/124;
 Y02E 60/50; H01M 2/02; H01M 2/022;
 H01M 2/0202; H01M 2/0207; H01M 2/0212;
 H01M 2/1061; H01M 2/1022; H01M 2/1055;
 H01M 2/1066; H01M 2/105; H01M 2/204;
 H01M 10/4257; H01M 10/0436; H01M 10/48
 USPC D13/102-106, 110, 119-121, 184;
 429/96-100, 163, 176

See application file for complete search history.

(56) **References Cited**

U.S. PATENT DOCUMENTS

D221,081 S * 7/1971 Kahn D13/110
 D376,579 S * 12/1996 Bunyea et al. D13/103

(Continued)

Primary Examiner — Rosemary K Tarcza

(74) *Attorney, Agent, or Firm* — Morris Manning & Martin LLP

(57) **CLAIM**

The ornamental design for a battery pole, as shown and described.

DESCRIPTION

FIG. 1 is a front elevation view of a first embodiment of a battery pole;

FIG. 2 is a left side elevation view of the first embodiment of the battery pole;

FIG. 3 is a bottom plan view of the first embodiment of the battery pole;

FIG. 4 is a top plan view of the first embodiment of the battery pole;

FIG. 5 is a first perspective view of the first embodiment of the battery pole;

FIG. 6 is a second perspective view of the first embodiment of the battery pole;

FIG. 7 is a front elevation view of a second embodiment of a battery pole;

FIG. 8 is a bottom plan view of the second embodiment of the battery pole;

FIG. 9 is a top plan view of the second embodiment of the battery pole;

FIG. 10 is a first perspective view of the second embodiment of the battery pole;

FIG. 11 is a second perspective view of the second embodiment of the battery pole;

FIG. 12 is a front elevation view of a third embodiment of a battery pole;

FIG. 13 is a rear elevation view of the third embodiment of a battery pole;

FIG. 14 is a left side elevation view of the third embodiment of the battery pole;

FIG. 15 is a right side elevation view of the third embodiment of the battery pole;

FIG. 16 is a bottom plan view of the third embodiment of the battery pole;


FIG. 17 is a top plan view of the third embodiment of the battery pole;

FIG. 18 is a first perspective view of the third embodiment of the battery pole; and,

FIG. 19 is a second perspective view of the third embodiment of the battery pole.

The broken lines shown in the drawings are included for the purpose of illustrating environmental structure and form no part of the claimed design.

1 Claim, 16 Drawing Sheets



(56)

References Cited

U.S. PATENT DOCUMENTS

D413,858 S * 9/1999 Murakami et al. D13/103
 D457,131 S * 5/2002 Kitoh et al. D13/103
 D472,209 S * 3/2003 Wada et al. D13/120
 D472,210 S * 3/2003 Tada et al. D13/120
 D476,293 S * 6/2003 Tada et al. D13/103
 D476,620 S * 7/2003 Tada et al. D13/103
 D490,773 S * 6/2004 Nakamaru D13/119
 6,790,076 B1 * 9/2004 Patterson 439/500
 D522,452 S * 6/2006 Sugimoto D13/119
 D539,216 S * 3/2007 Hamaguchi D13/103

D550,621 S * 9/2007 Vuorio et al. D13/118
 D582,342 S * 12/2008 Chen et al. D13/118
 7,726,994 B1 * 6/2010 Willey 439/218
 D619,092 S * 7/2010 Eilertsen et al. D13/120
 D619,093 S * 7/2010 Eilertsen et al. D13/120
 D619,094 S * 7/2010 Eilertsen et al. D13/120
 D664,498 S * 7/2012 Liu D13/103
 2006/0024572 A1 * 2/2006 Lee 429/161
 2006/0068276 A1 * 3/2006 Yoo et al. 429/161
 2009/0004558 A1 * 1/2009 Miyazaki et al. 429/159
 2010/0136419 A1 * 6/2010 Kwak et al. 429/164
 2012/0060361 A1 * 3/2012 Reis 29/623.5

* cited by examiner




Fig.1




Fig.2

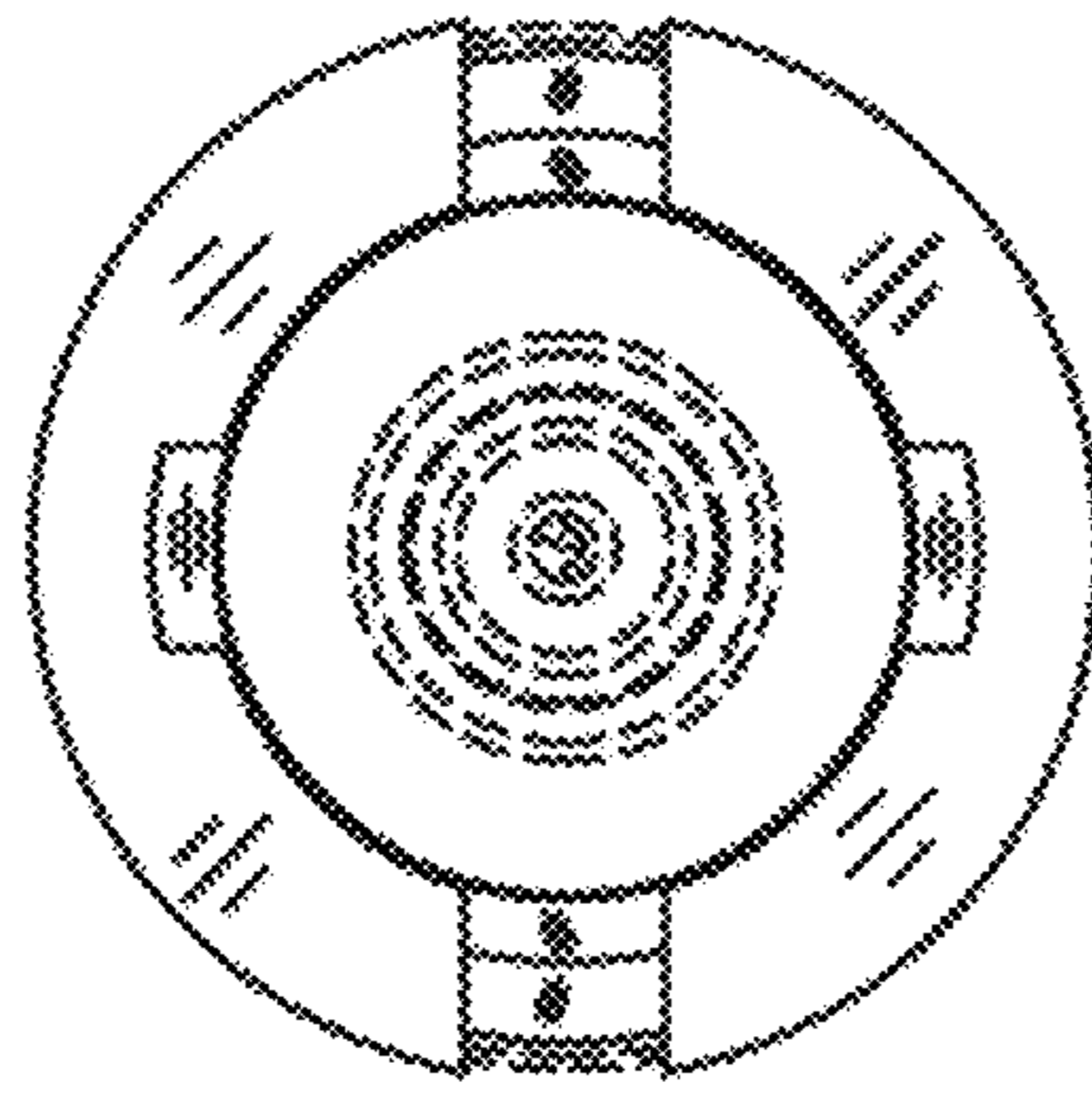


Fig.3

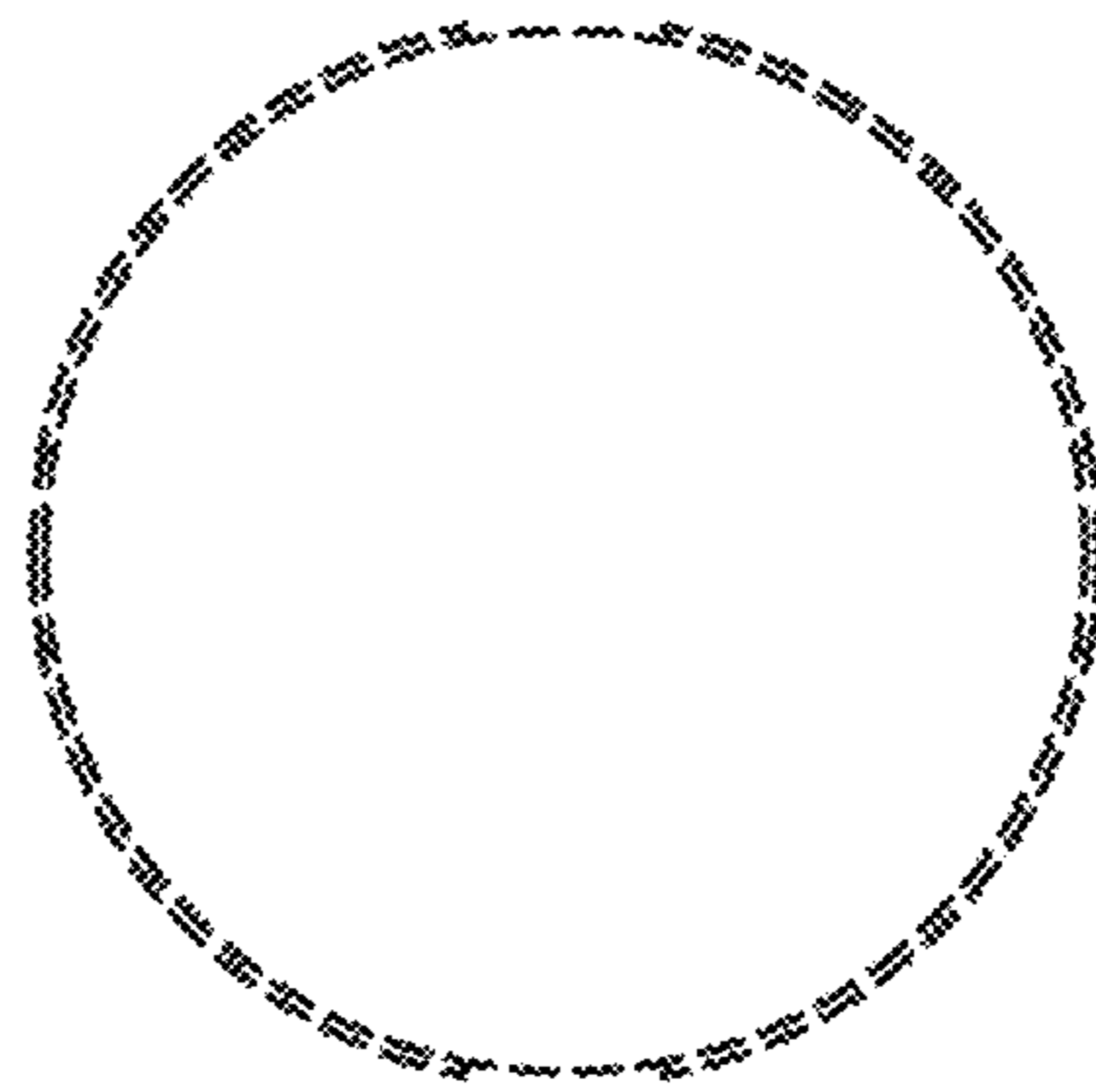


Fig.4




Fig.5

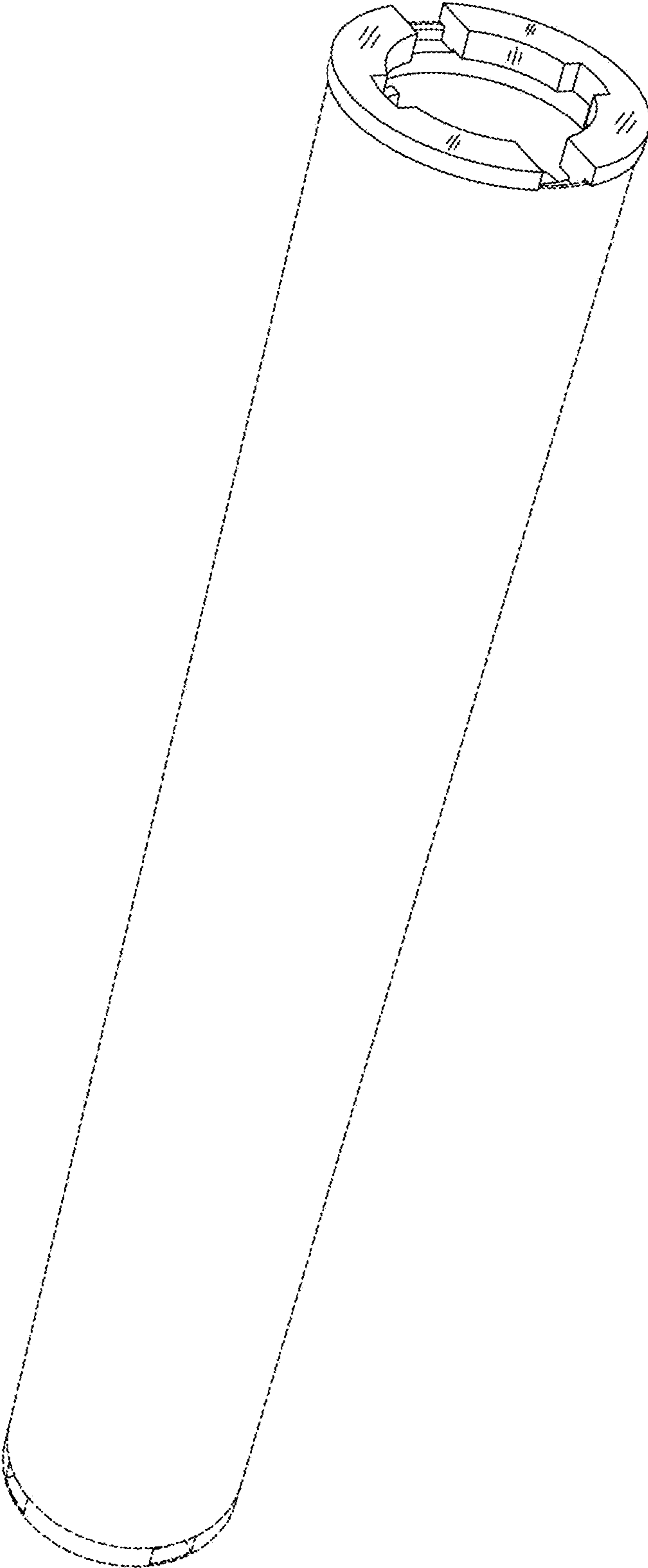


Fig.6




Fig.7

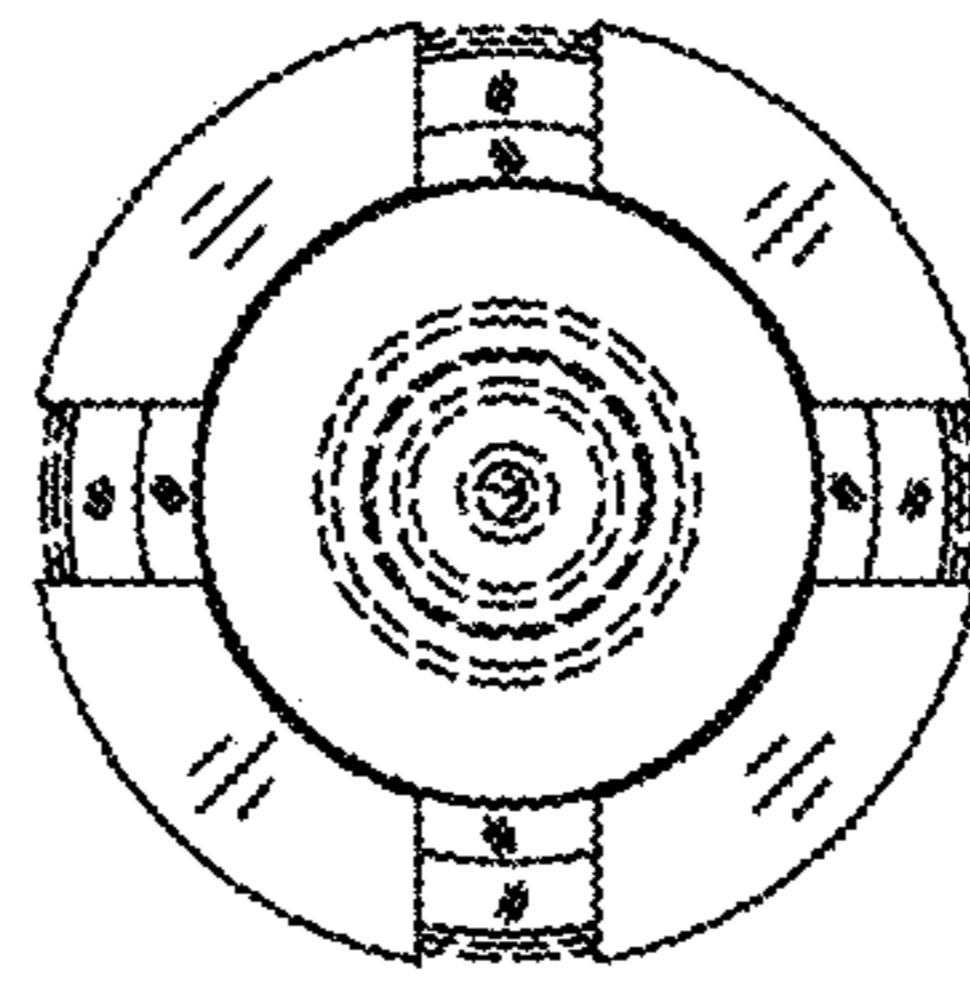


Fig.8




Fig.9




Fig.10

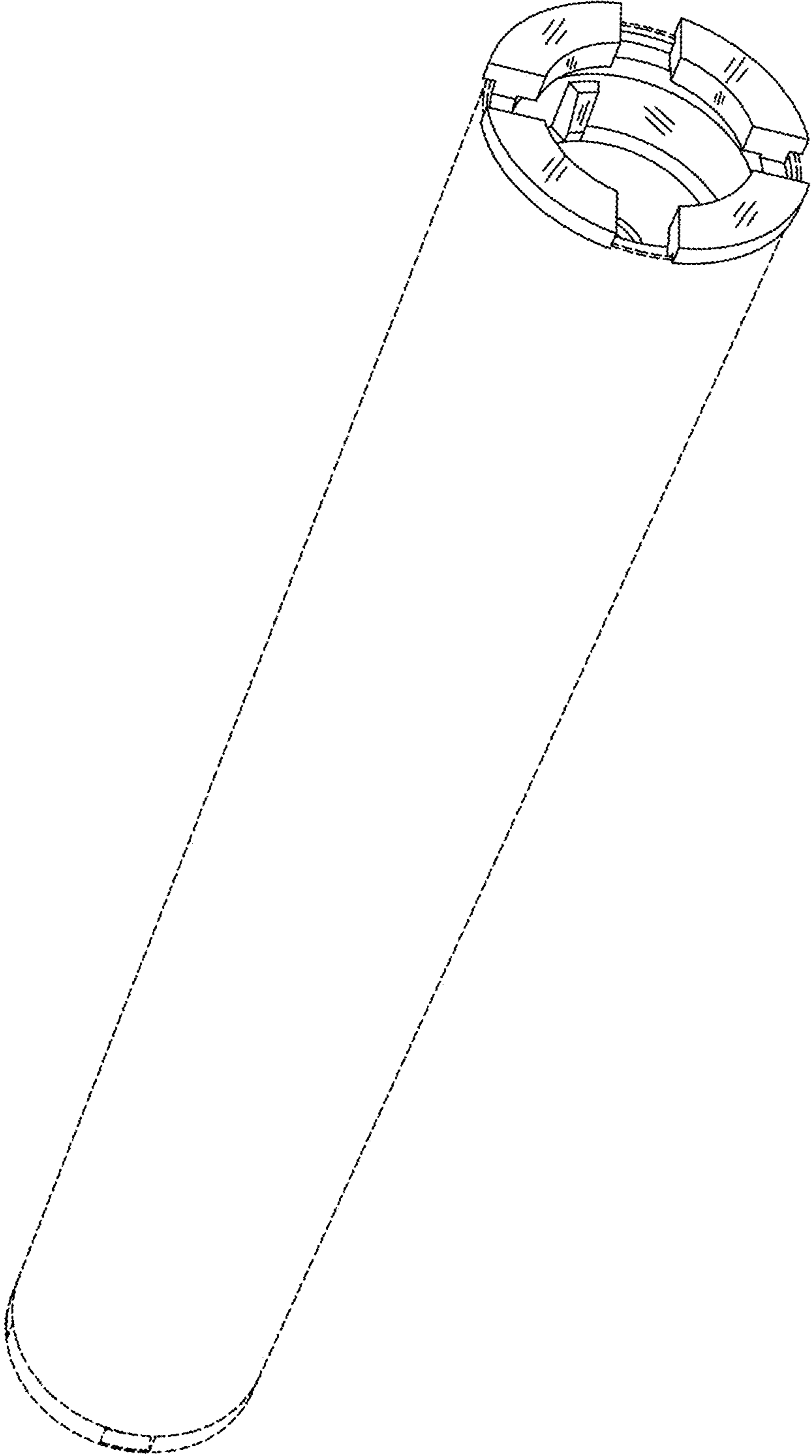


Fig.11




Fig.12




Fig.13




Fig.14




Fig. 15

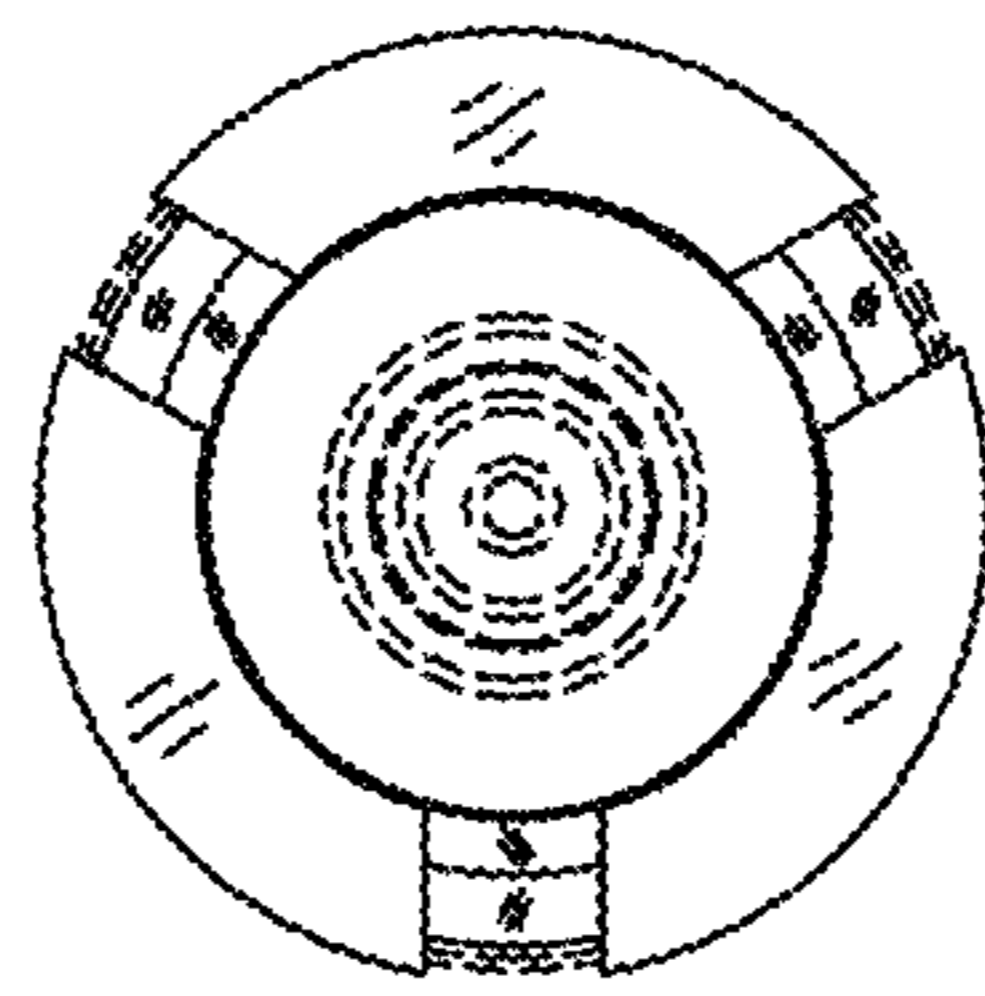


Fig.16




Fig.17




Fig. 18

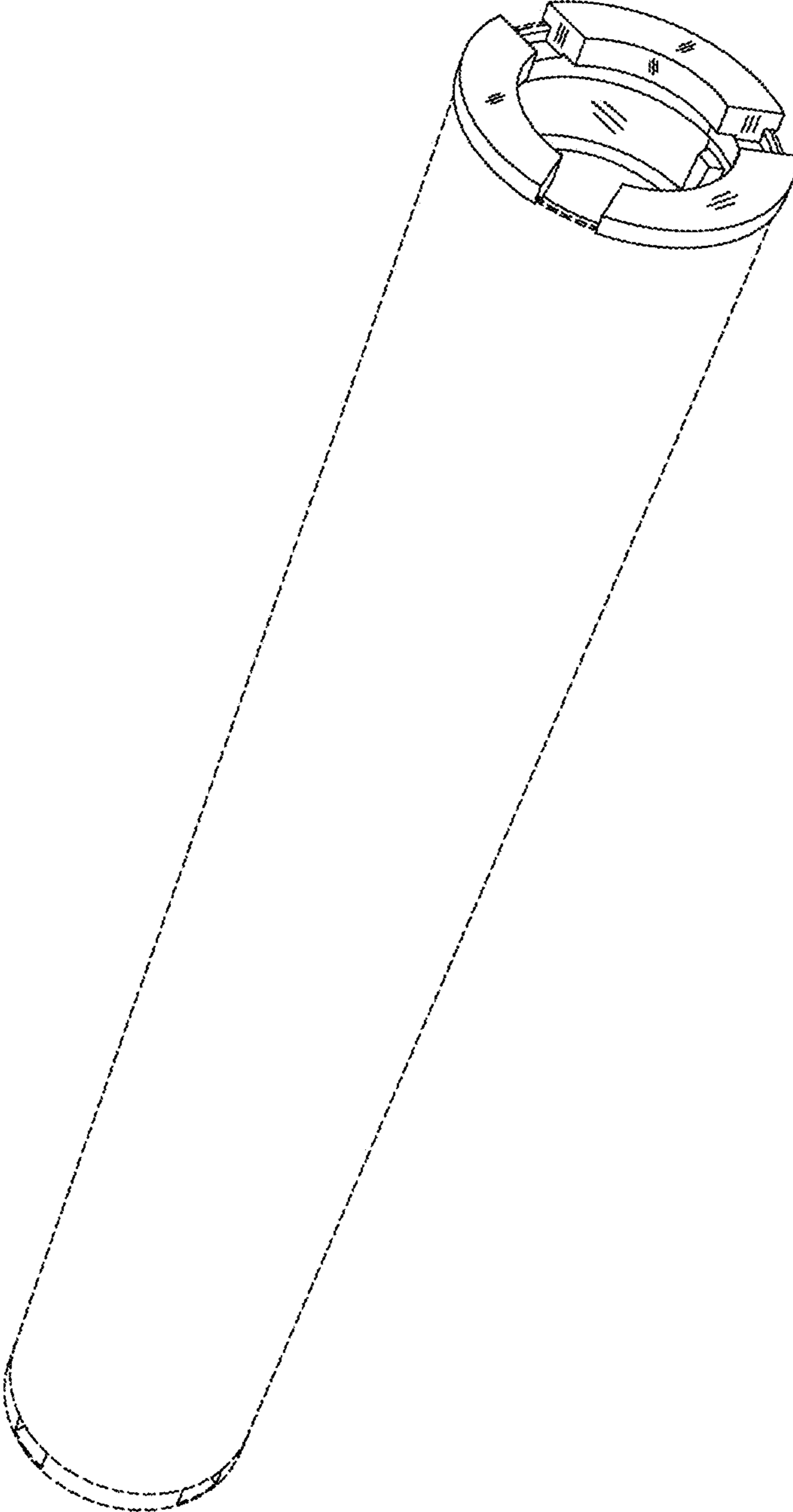


Fig.19