

US00D730274S

(12) **United States Design Patent**
Isola et al.

(10) **Patent No.:** **US D730,274 S**
(45) **Date of Patent:** **** May 26, 2015**

(54) **SIDEWALL OF A TIRE**

(75) Inventors: **Mario Isola**, Milan (IT); **Giovanni Tamanza**, Milan (IT)

(73) Assignee: **Pirelli Tyre S.p.A.** (IT)

(**) Term: **14 Years**

(21) Appl. No.: **29/431,245**

(22) Filed: **Sep. 5, 2012**

(30) **Foreign Application Priority Data**

Mar. 6, 2012 (EM) 2003970

(51) **LOC (10) Cl.** **12-15**

(52) **U.S. Cl.**
USPC **D12/605**

(58) **Field of Classification Search**
USPC D12/544, 545, 579, 580, 582, 583, 584,
D12/585, 599, 600, 601, 602, 603, 604,
D12/605; 152/209.1–209.9, 209.11–209.19,
152/209.21–209.28

See application file for complete search history.

(56) **References Cited**

U.S. PATENT DOCUMENTS

D186,095	S *	9/1959	Balmer, Jr.	D12/605
4,343,342	A *	8/1982	McDonald	D12/605
D270,723	S *	9/1983	McDonald	D12/605
D599,284	S	9/2009	Misumi		
D656,089	S *	3/2012	Miyazaki	D12/605
D665,337	S *	8/2012	Fontaine et al.	D12/605
D684,111	S *	6/2013	Vandaele	D12/605

FOREIGN PATENT DOCUMENTS

EM	000542246-0021	9/2006
JP	1240110	5/2005
JP	30-0445699	4/2007
JP	1302427	6/2007
JP	1417011	6/2011
KR	30-0445700	4/2007
RU	71237	7/2009

OTHER PUBLICATIONS

Russian Office Action received by foreign counsel on Oct. 30, 2013 with prior art document EM 000542246-0021.
Japanese Office Action received by foreign counsel on Jun. 2, 2014, with prior art documents KR 30-0445700 and Pirelli Summer Catalogue Aug. 2007.
Pirelli Summer Catalogue Aug. 2007, "Studless Tyres" (3 pages).
Decision of Refusal issued by the Russian office on Nov. 20, 2014, in the corresponding Russian Application No. 2012503007, citing a 2005 catalogue titled "Amtel Planet," 3 pages.
"Amtel Planet" catalogue, 2005, 2 pages.

* cited by examiner

Primary Examiner — Robert M Spear

(74) *Attorney, Agent, or Firm* — Finnegan, Henderson, Farabow, Garrett & Dunner, LLP

(57) **CLAIM**

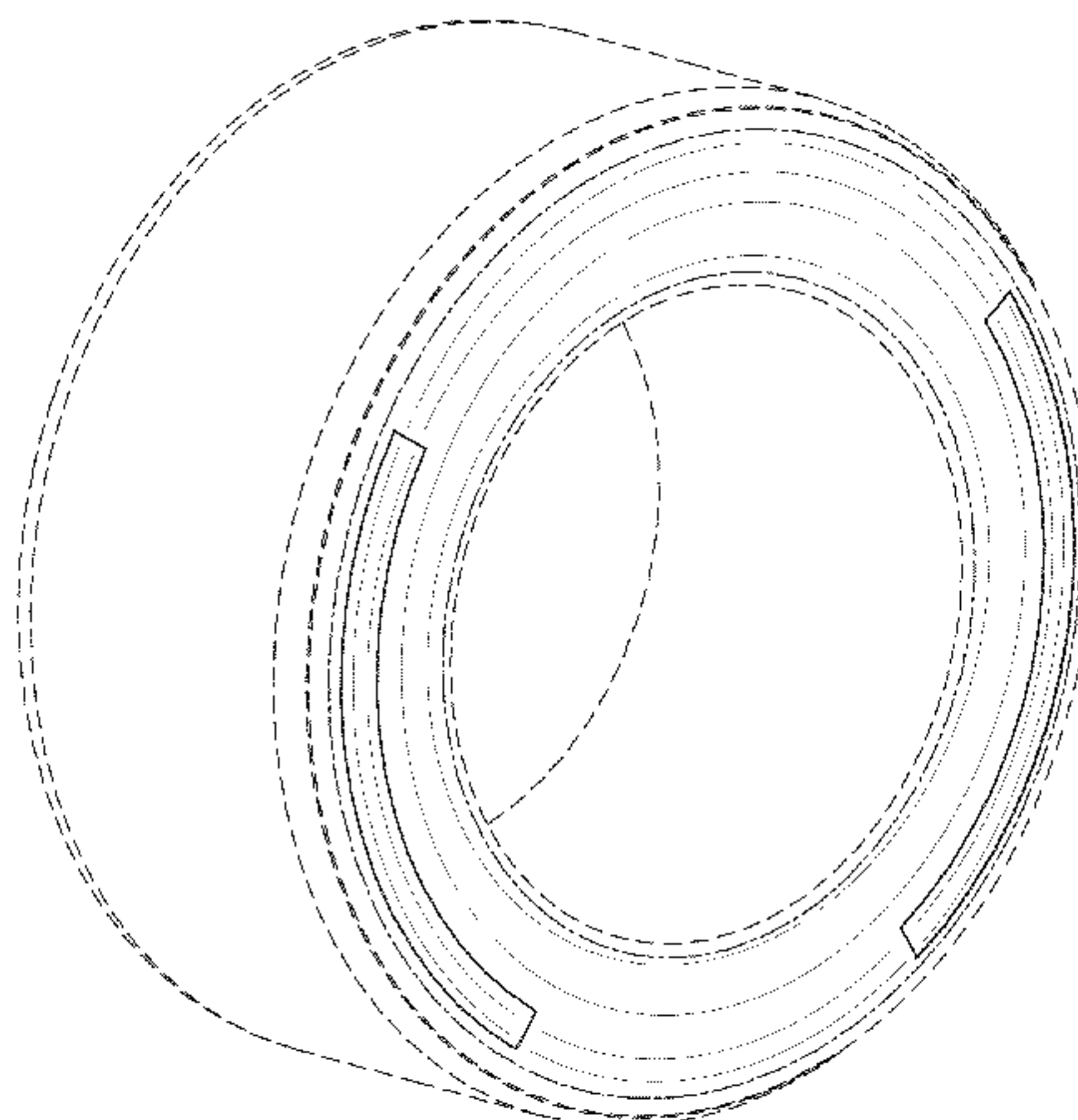
The ornamental design for a sidewall of a tire, as shown and described.

DESCRIPTION

FIG. 1 is a right side perspective view of a sidewall of a tire showing our new design;
FIG. 2 is a right side elevation view thereof;
FIG. 3 is a front view thereof;
FIG. 4 is a left side view thereof;
FIG. 5 is a rear view thereof;
FIG. 6 is a top view thereof; and,
FIG. 7 is a bottom view thereof.

The portion of the sidewall between the broken lines of uneven length includes the claimed design. The broken lines of even length depict environment and element depicted in broken lines of even length form no part of the claimed design. The rear of the sidewall is not seen during ordinary use and is no part of the claimed design. The sidewall opposite the one depicted, and the tread surface form no part of the claimed design.

1 Claim, 7 Drawing Sheets



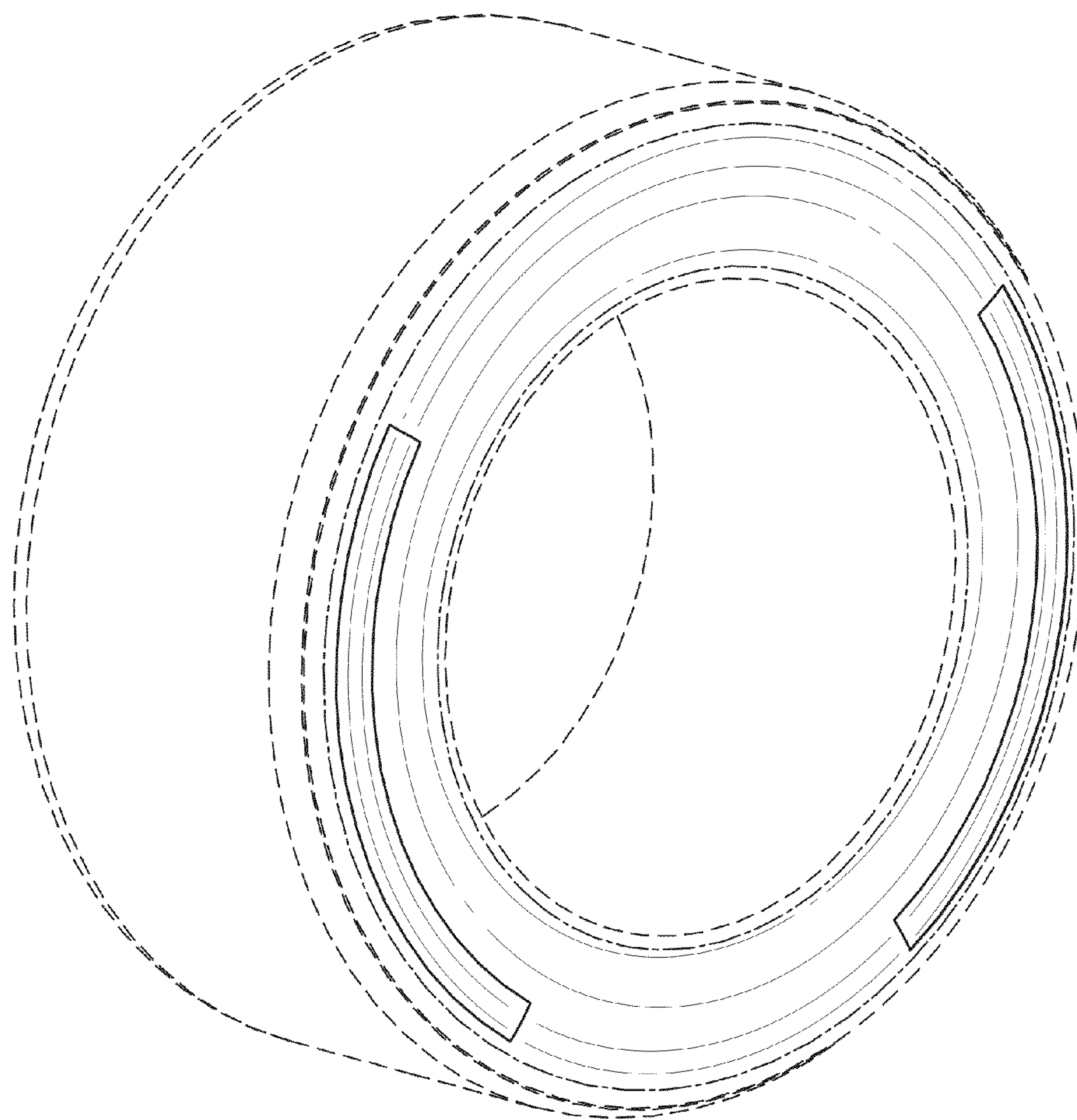


FIG. 1

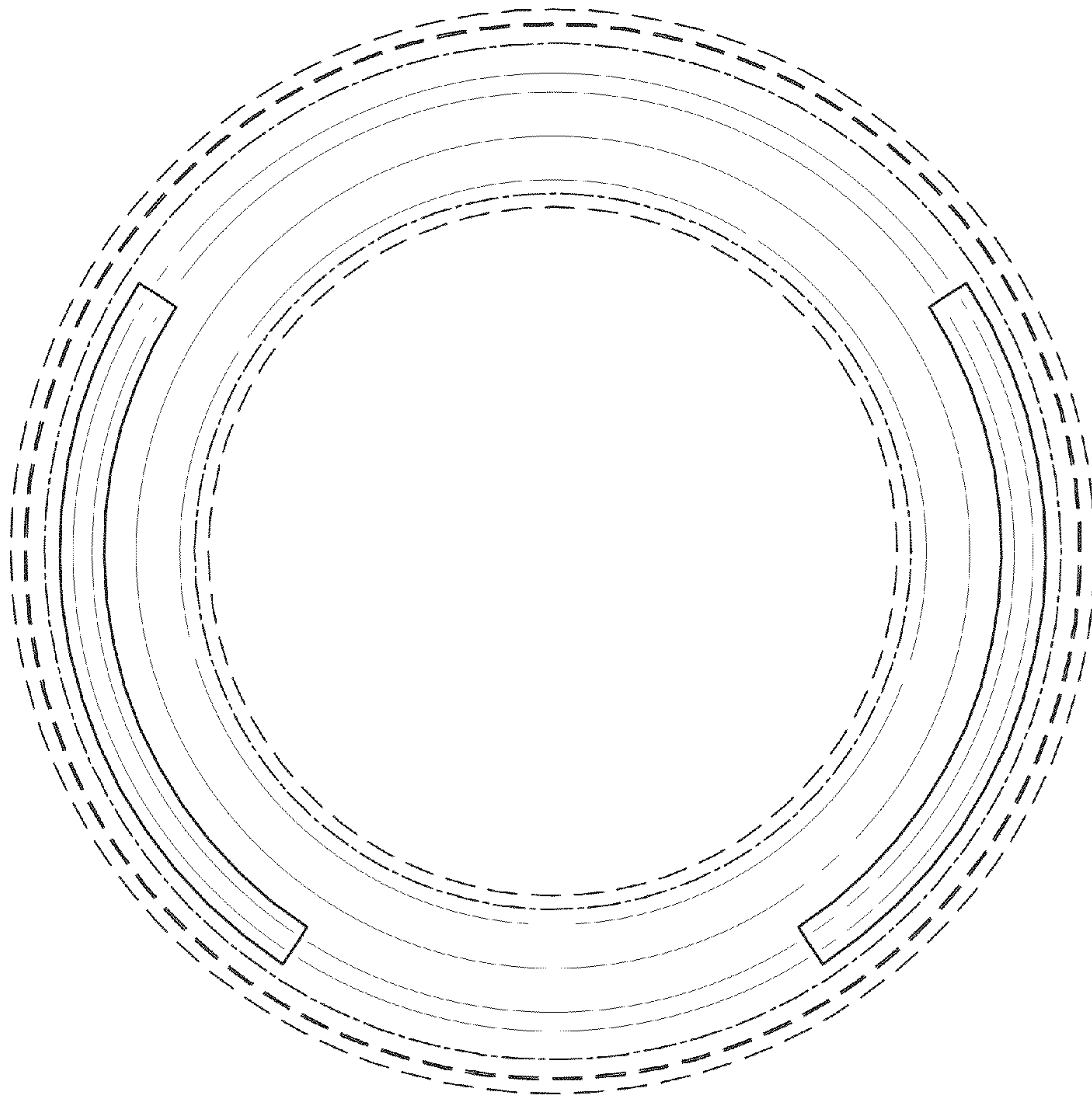


FIG. 2




FIG. 3

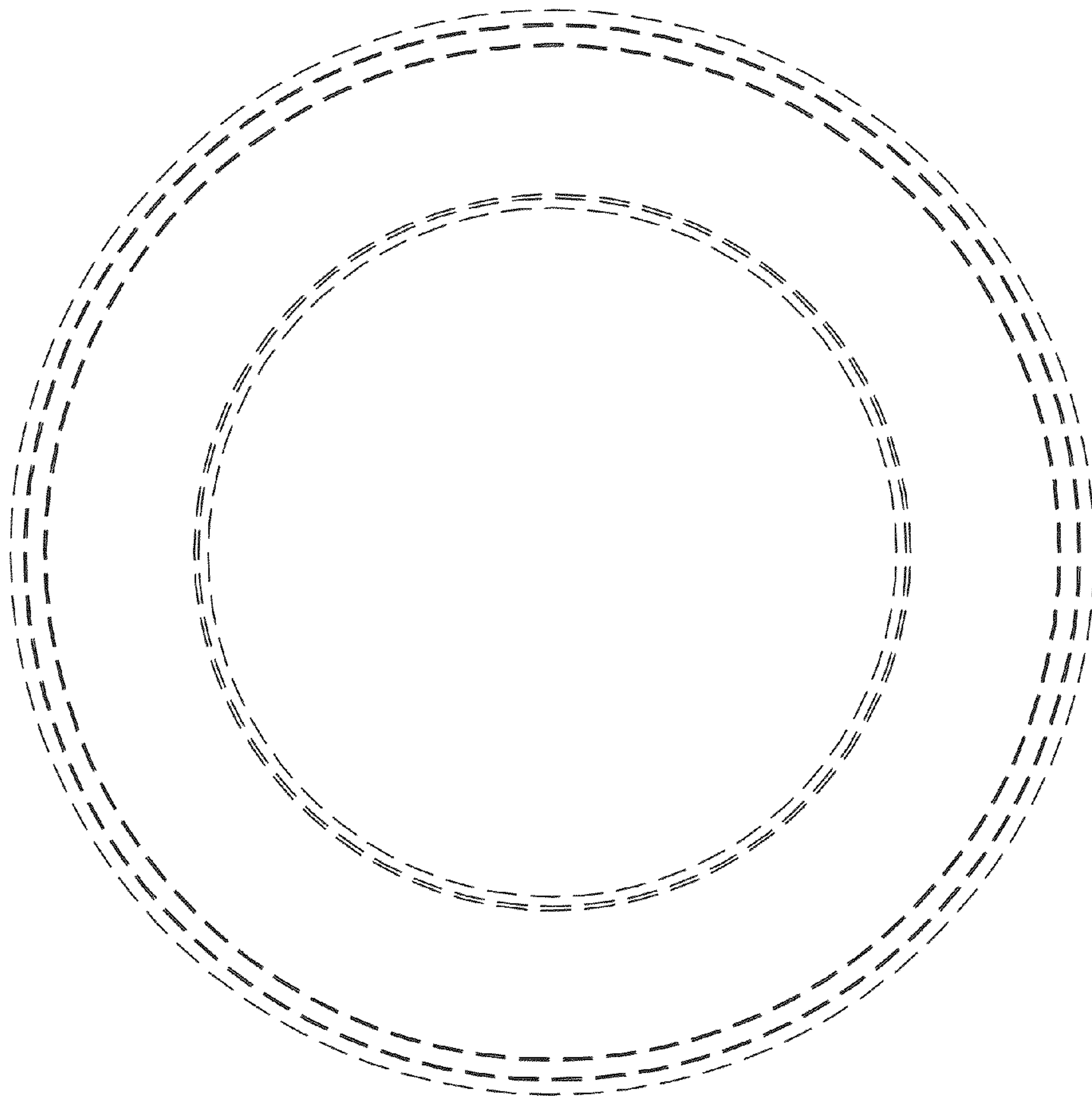


FIG. 4




FIG. 5




FIG. 6




FIG. 7