



US00D730261S

(12) **United States Design Patent**  
**Johnson**

(10) **Patent No.:** **US D730,261 S**

(45) **Date of Patent:** **\*\* May 26, 2015**

(54) **AUTOMOTIVE WHEEL**

(71) Applicant: **Kelly R. Johnson**, City of Industry, CA (US)

(72) Inventor: **Kelly R. Johnson**, City of Industry, CA (US)

(73) Assignee: **The Wheel Group**, City of Industry, CA (US)

(\*\*) Term: **14 Years**

(21) Appl. No.: **29/503,950**

(22) Filed: **Sep. 30, 2014**

(51) **LOC (10) Cl.** ..... **12-16**

(52) **U.S. Cl.**  
USPC ..... **D12/211**

(58) **Field of Classification Search**

CPC ..... B60B 7/00; B60B 7/02; B60B 7/04;  
B60B 7/01; B60B 7/06; B60B 3/02; B60B  
3/04; B60B 3/06; B60B 3/10; B60B 1/00;  
B60B 1/08; B60B 1/10; B60B 1/12  
USPC ..... D12/204-213  
See application file for complete search history.

(56) **References Cited**

**U.S. PATENT DOCUMENTS**

D214,620 S \* 7/1969 Barris ..... D12/211  
D244,272 S \* 5/1977 Raudman et al. .... D12/205

D460,941 S \* 7/2002 Muzzarelli ..... D12/211  
D484,084 S \* 12/2003 Tai ..... D12/211  
D495,985 S \* 9/2004 Lai ..... D12/209  
D497,869 S \* 11/2004 Guevara ..... D12/211  
D505,651 S \* 5/2005 Arellano et al. .... D12/211  
D526,946 S \* 8/2006 Takechi ..... D12/209  
D531,953 S \* 11/2006 Aoki ..... D12/211  
D551,147 S \* 9/2007 Guevara ..... D12/209  
D617,711 S \* 6/2010 Lamm et al. .... D12/209  
D631,815 S \* 2/2011 Foose ..... D12/211  
D641,302 S \* 7/2011 Ettensberger ..... D12/211  
D651,957 S \* 1/2012 Chung ..... D12/209

\* cited by examiner

*Primary Examiner* — Stacia Cadmus

(57) **CLAIM**

The ornamental design for an automotive wheel, as show and described.

**DESCRIPTION**

FIG. 1 is a perspective view of an automotive wheel, showing my new design;


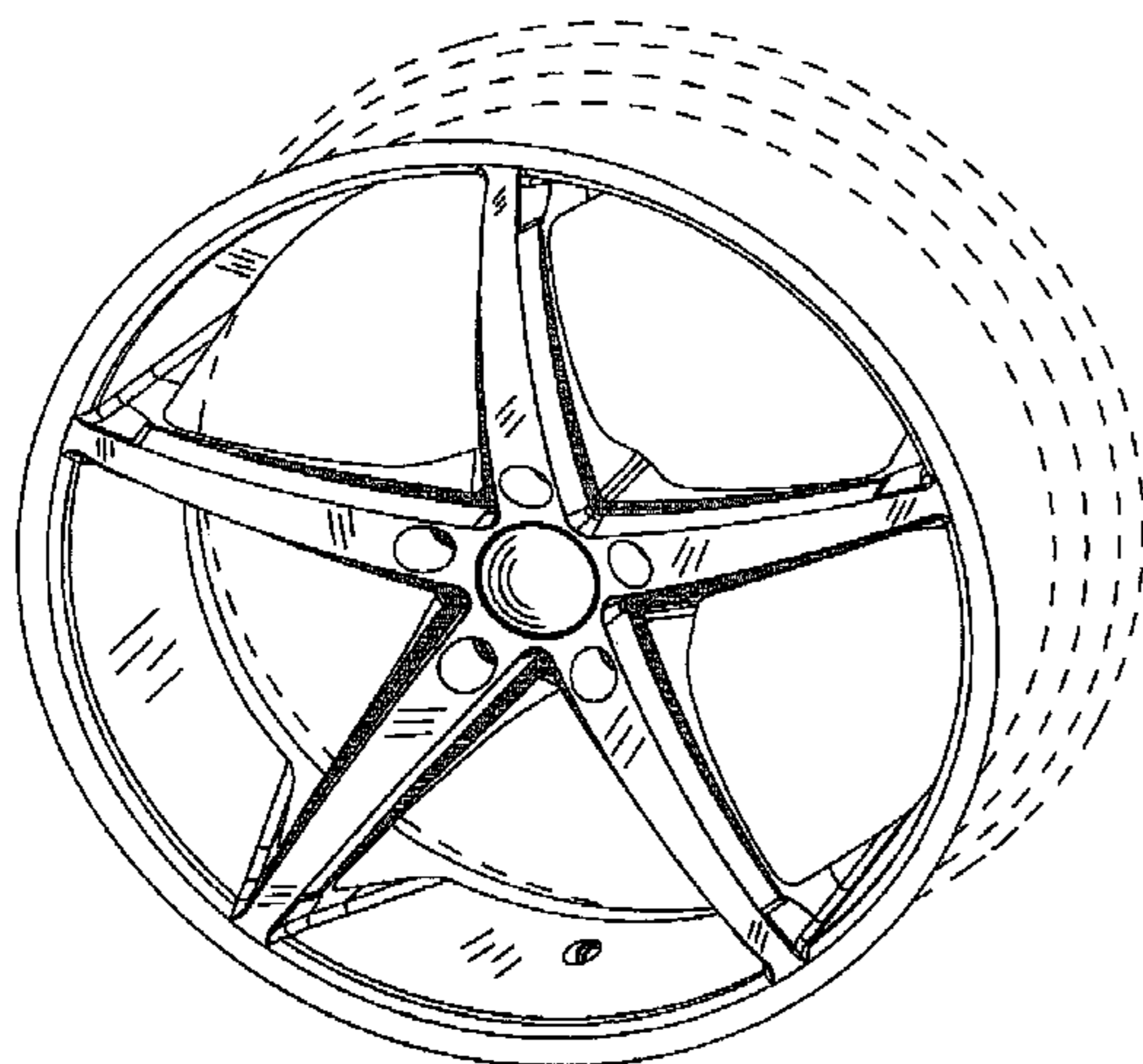
FIG. 2 is a front view thereof;

FIG. 3 is a fragmentary enlarged perspective view showing a spoke segment of the automotive wheel; and,

FIG. 4 is a fragmentary enlarged front view showing a spoke segment of the automotive wheel.

The broken line showing of the rear portion of the rim is included for the purpose of illustrating environment and forms no part of the claimed design.

**1 Claim, 4 Drawing Sheets**



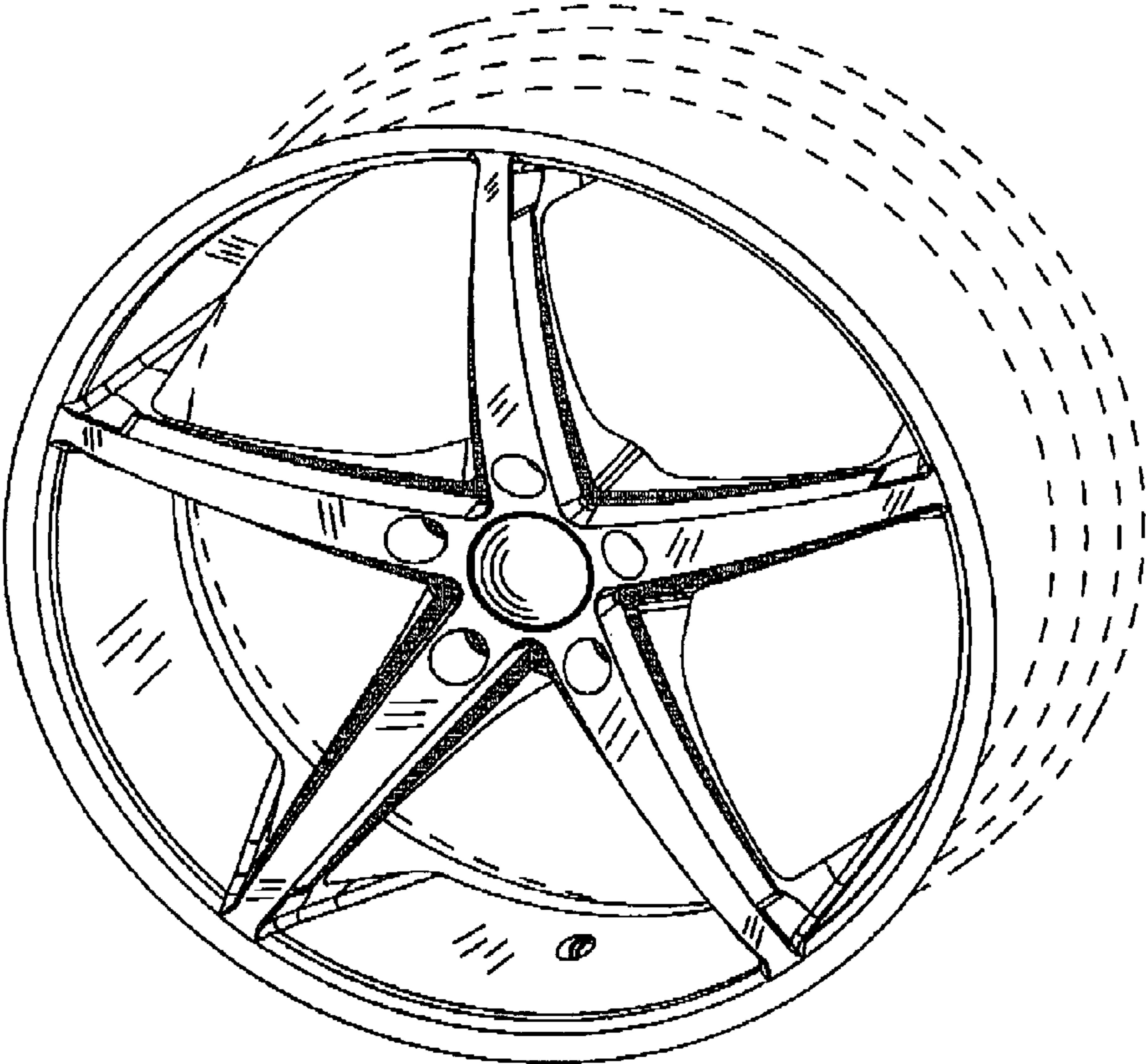


FIG.1




FIG.2

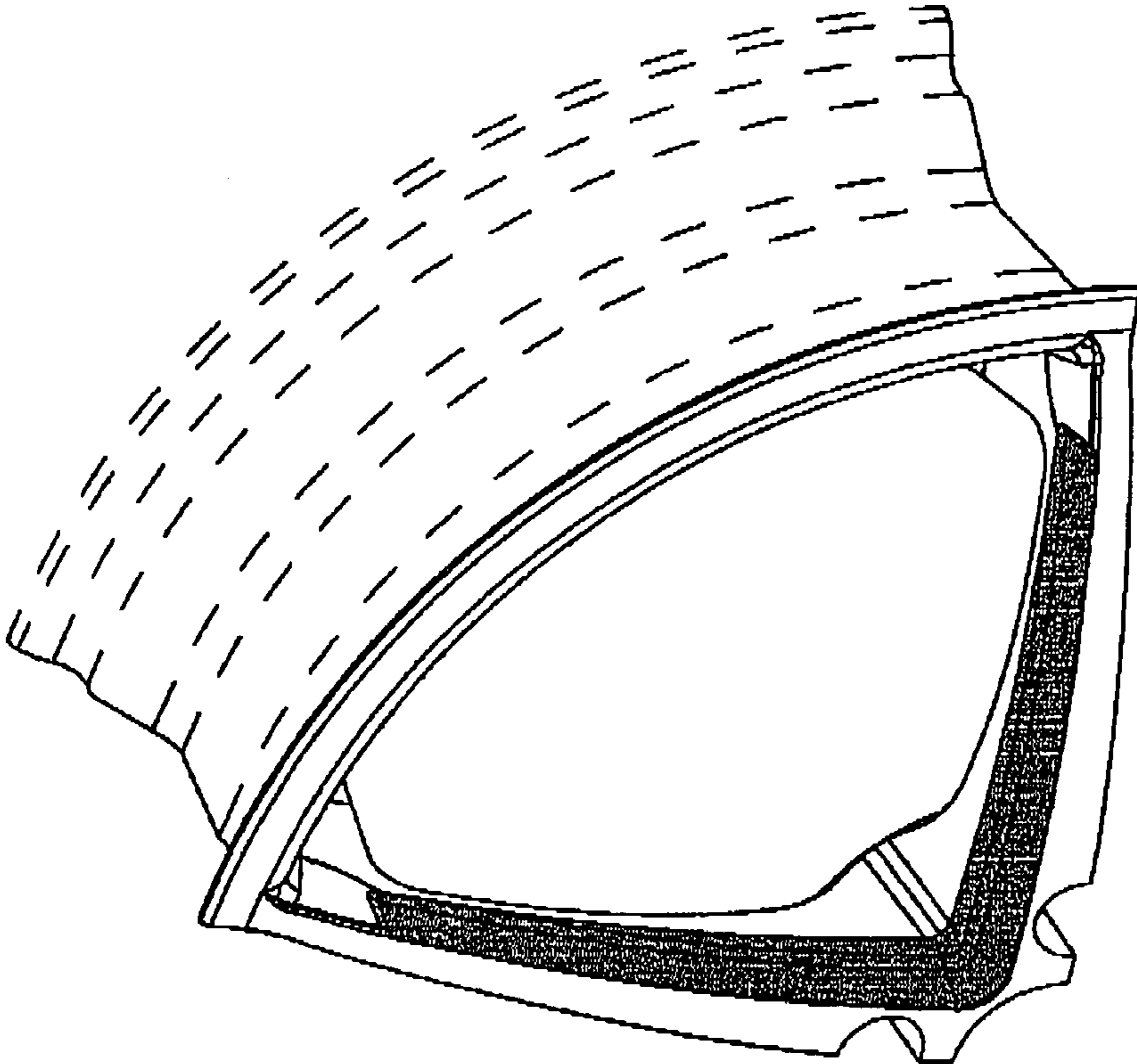


FIG.3



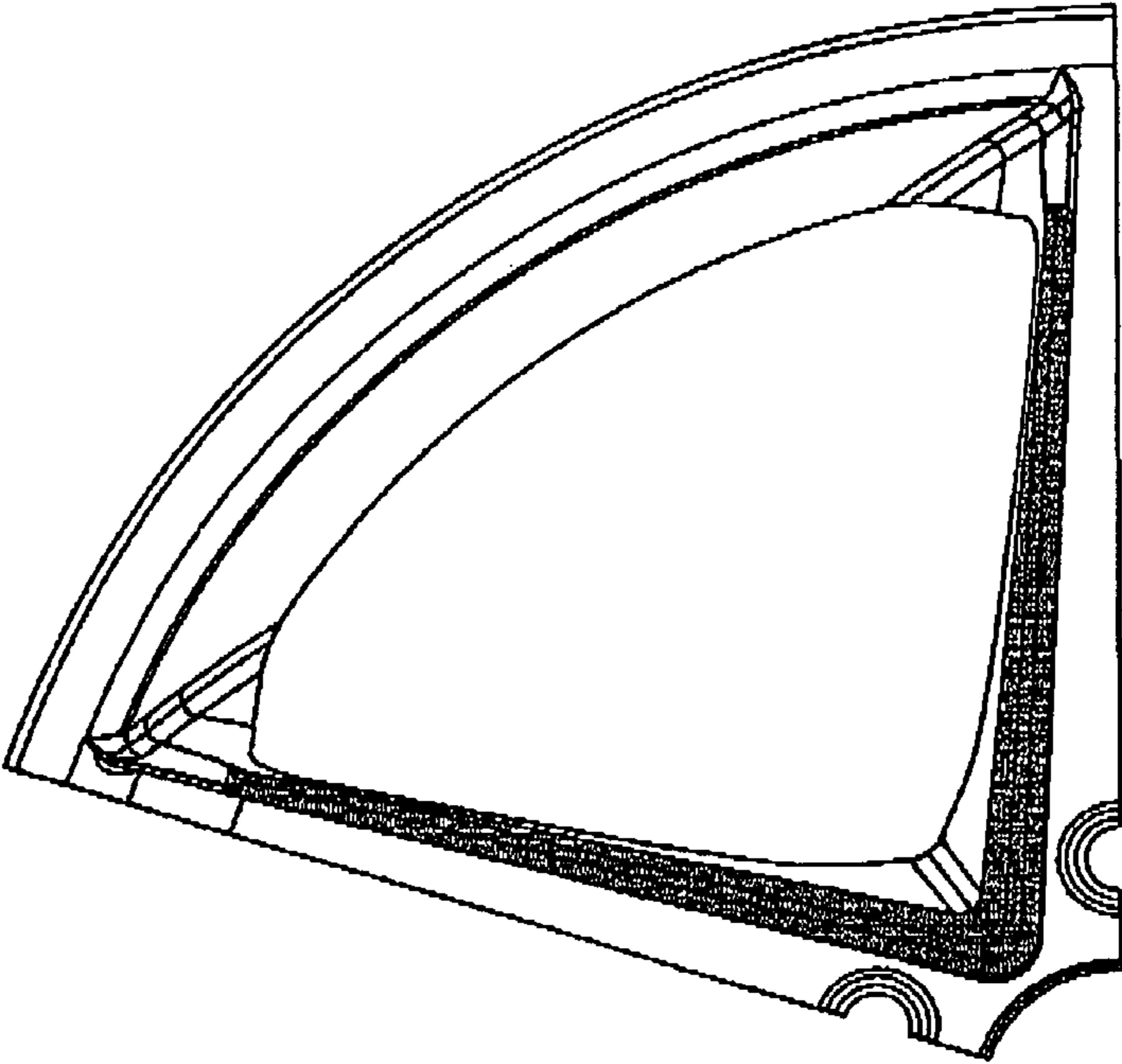


FIG.4