



US00D730242S

(12) **United States Design Patent**
Baron

(10) **Patent No.:** **US D730,242 S**

(45) **Date of Patent:** **** May 26, 2015**

(54) **PADDED PROTECTIVE SLEEVE FOR HIP RESTRAINTS ON GOLF AND OTHER TRANSPORTATION CARTS**

(71) Applicant: **Innovative Accessories, LLC**, Trophy Club, TX (US)

(72) Inventor: **Dwight David Baron**, Trophy Club, TX (US)

(73) Assignee: **Innovative Accessories, LLC**, Trophy Club, TX (US)

(**) Term: **14 Years**

(21) Appl. No.: **29/491,724**

(22) Filed: **May 23, 2014**

Related U.S. Application Data

(63) Continuation of application No. 14/036,937, filed on Sep. 25, 2013.

(51) **LOC (10) CL.** **12-02**

(52) **U.S. CL.**
USPC **D12/16; D12/400**

(58) **Field of Classification Search**
USPC D12/16, 421, 318, 400; D6/716.2, 356, D6/361, 360, 364, 367; 297/411.2, 411.46; 5/646, 922; 280/751, 748
See application file for complete search history.

(56) **References Cited**

U.S. PATENT DOCUMENTS

D303,598 S	*	9/1989	Tornero	D6/502
D336,791 S	*	6/1993	Stidd	D6/360
D398,173 S	*	9/1998	Velez	D6/501
D431,944 S	*	10/2000	Cazarez et al.	D6/501
D549,496 S	*	8/2007	Stringfellow	D6/501
D675,857 S	*	2/2013	Eshom	D6/610

OTHER PUBLICATIONS

Watson, Daniel S.; BS, Mehan, Tracy J., MA; Smith, Gary A., MD, DRPH; McKenzie, Lara B., PhD, MA; Golf Cart-Related Injuries in the U.S., Am J Prev Med 2008; 35 (1); Elsevier.

* cited by examiner

Primary Examiner — T. Chase Nelson

Assistant Examiner — Ania Aman

(74) *Attorney, Agent, or Firm* — Locke Lord LLP

(57) **CLAIM**

The ornamental design for a padded protective sleeve for hip restraints on golf and other transportation carts, as shown and described.

DESCRIPTION

FIG. 1 is a perspective view of a prior art golf cart with the padded protective sleeve for hip restraints on golf and other transportation carts in place showing my new design;

FIG. 2 is a perspective view of the padded protective sleeve for hip restraints on golf and other transportation carts;

FIG. 3 is a perspective view of the padded protective sleeve for hip restraints on golf and other transportation carts;

FIG. 4 is a top plan view of the padded protective sleeve for hip restraints on golf and other transportation carts;

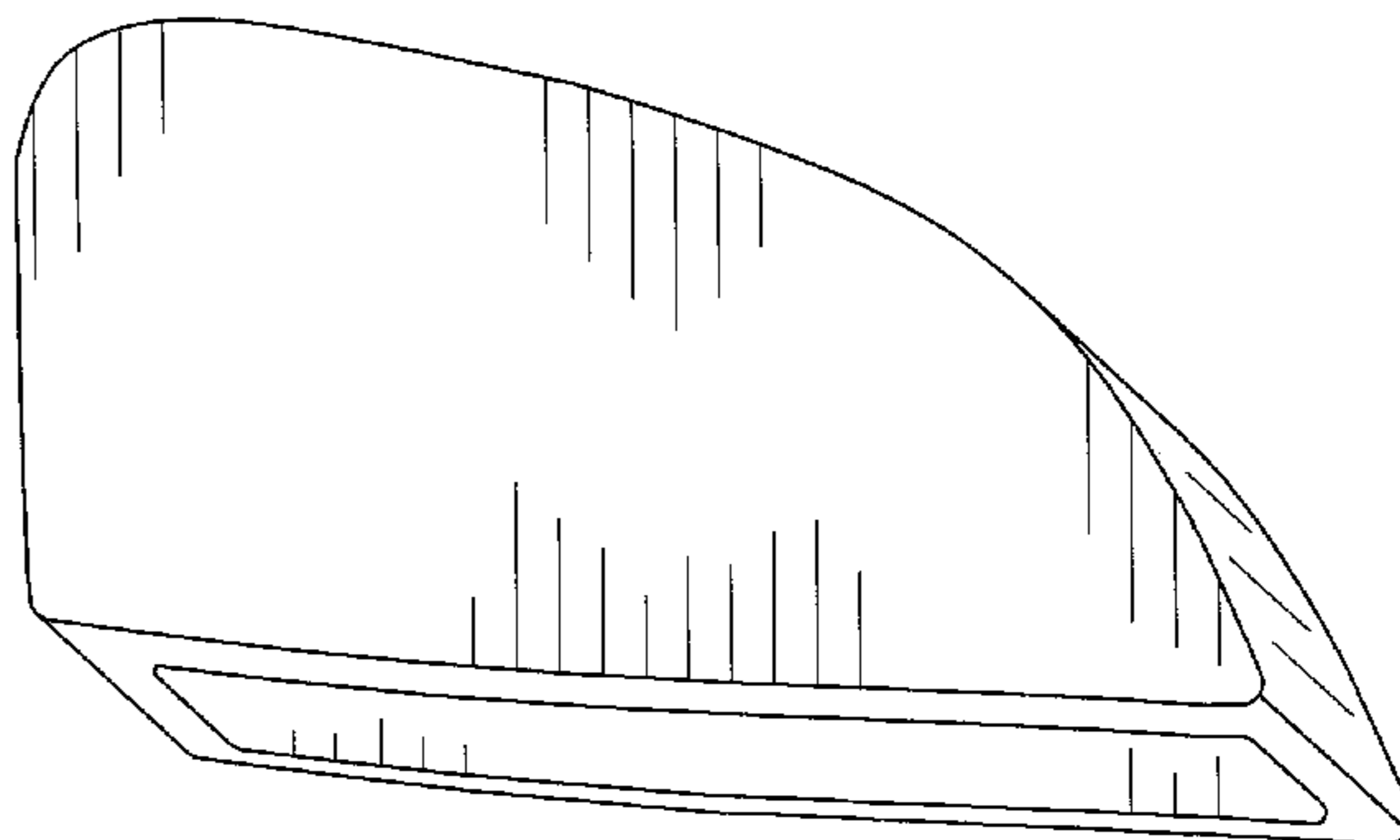

FIG. 5 is a bottom plan view of the padded protective sleeve for hip restraints on golf and other transportation carts;

FIG. 6 is a left elevation end view of the padded protective sleeve for hip restraints on golf and other transportation carts; and,

FIG. 7 is a right elevation end view of the padded protective sleeve for hip restraints on golf and other transportation carts. The broken line showing of a golf cart in FIG. 1 is included for the purpose of showing the environment in which the padded protective sleeve for hip restraints on golf and other transportation carts is used; and forms no part of the claimed design.

The broken line boundary shown in the FIG. 5 view encloses portions of the padded protective sleeve that form no part of the claimed design.

1 Claim, 3 Drawing Sheets






FIG. 1

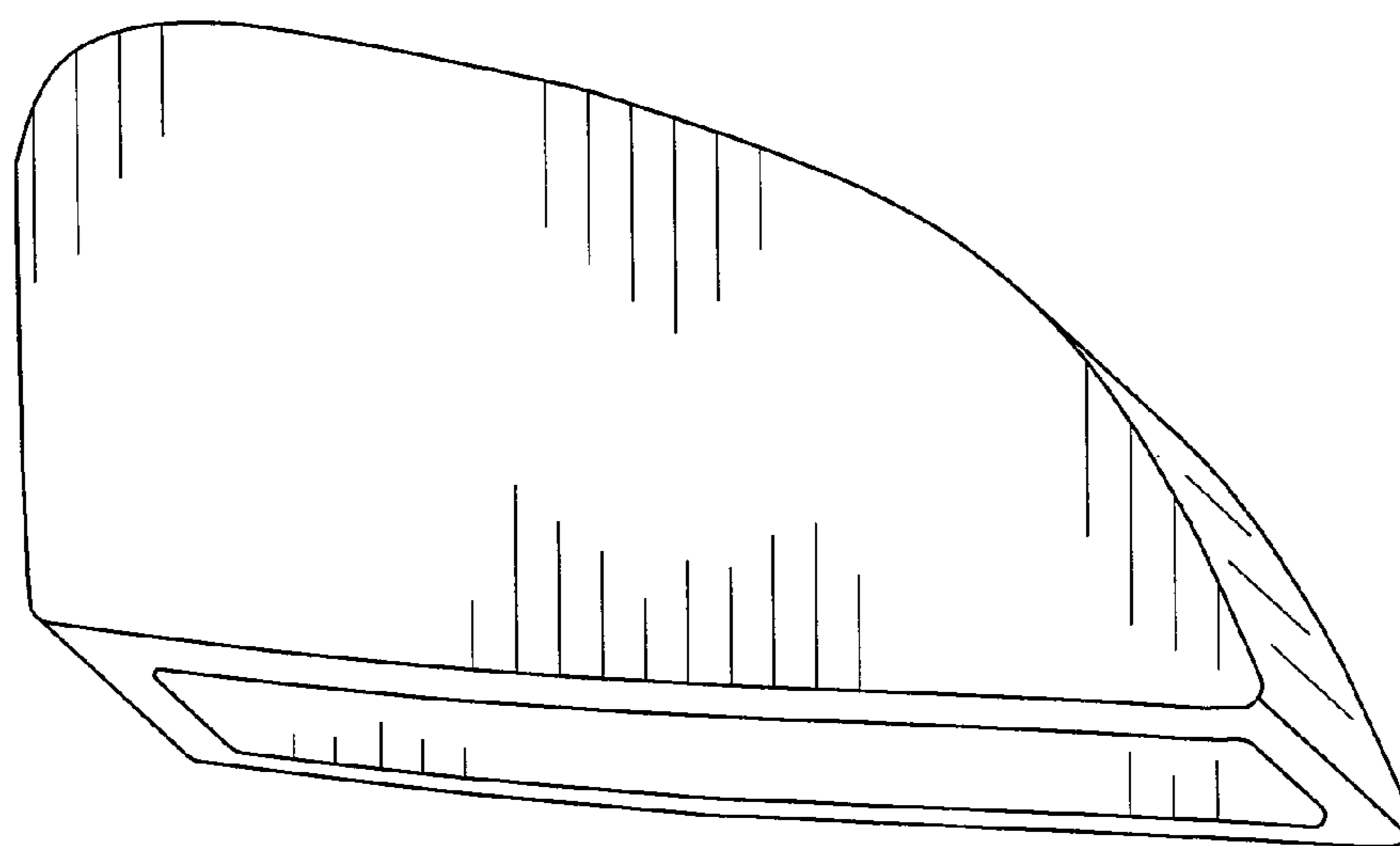


FIG. 2

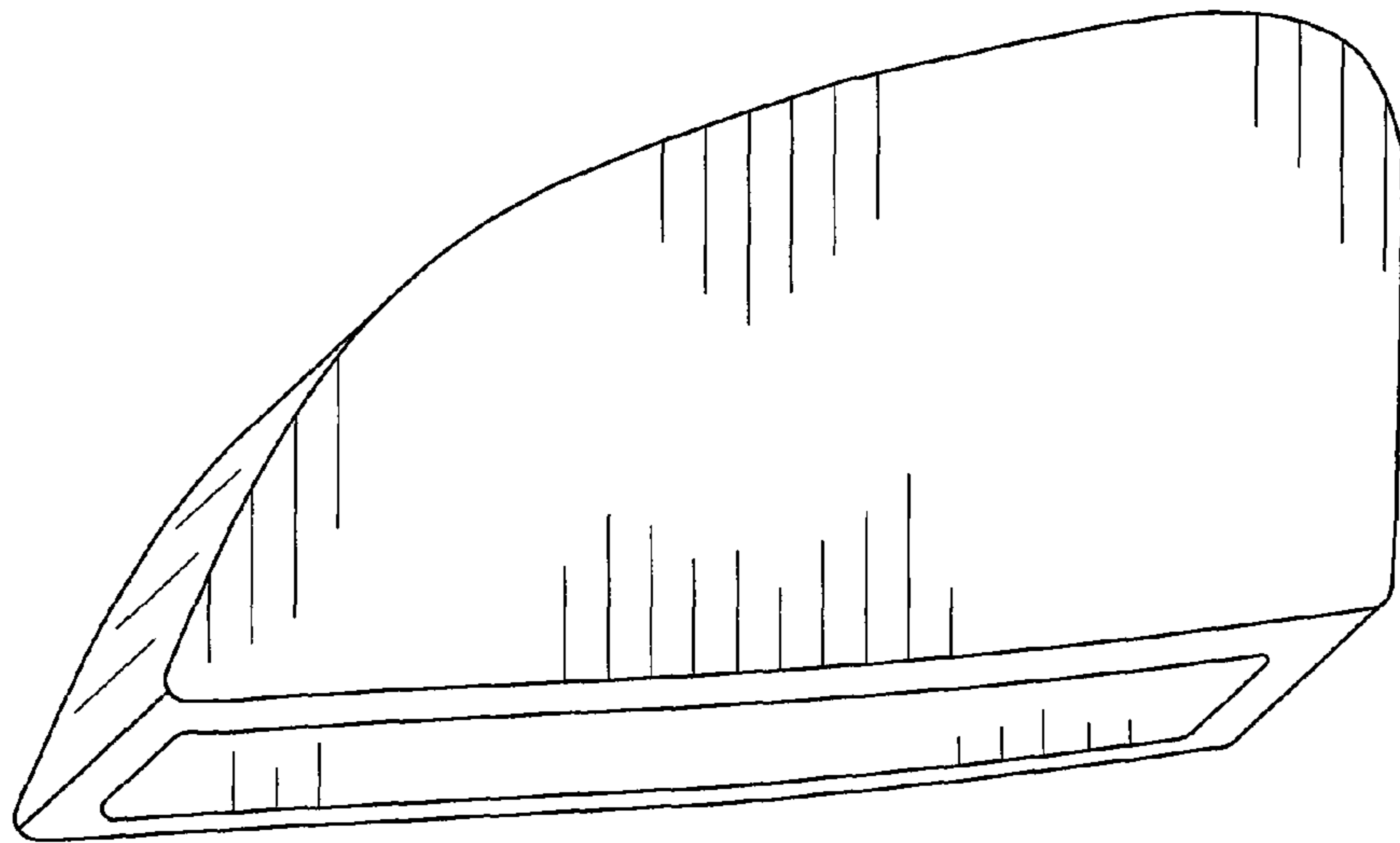


FIG. 3

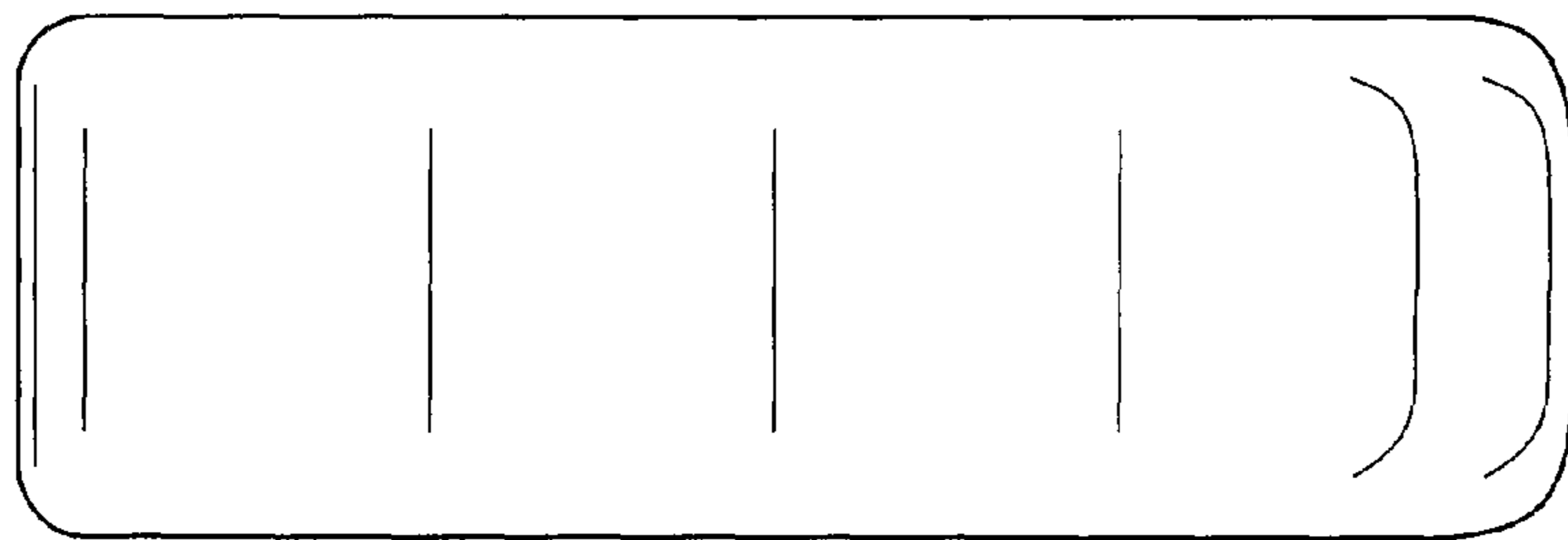


FIG. 4

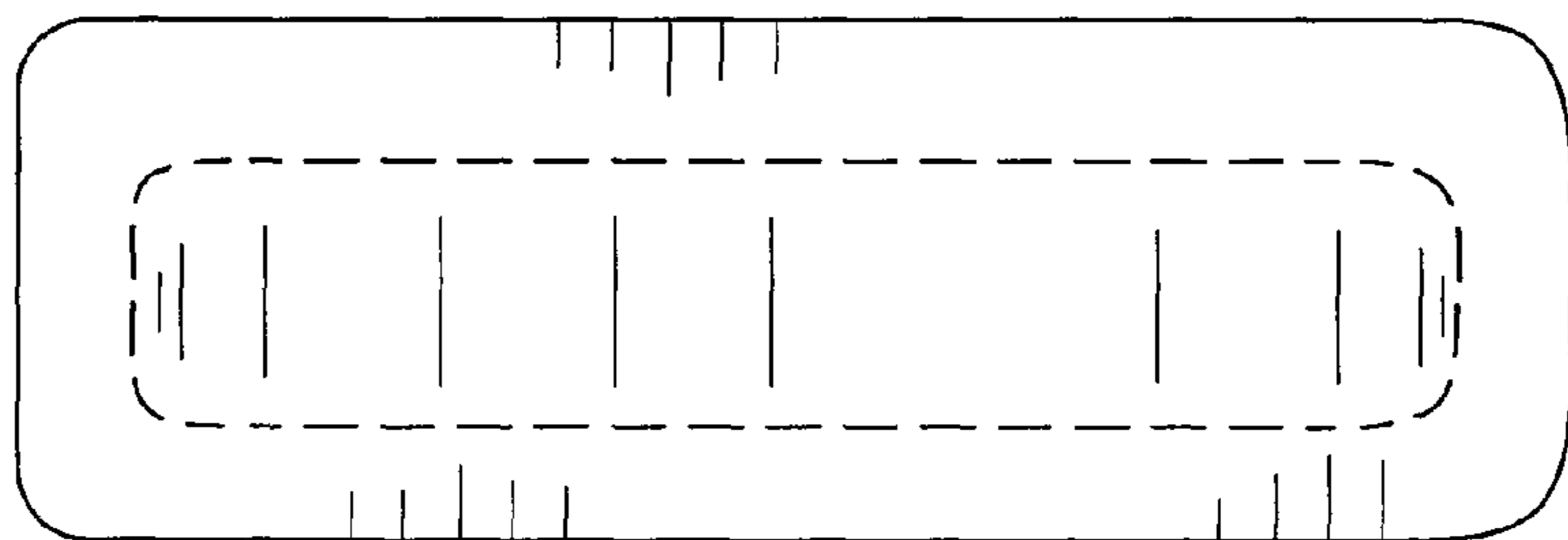


FIG. 5

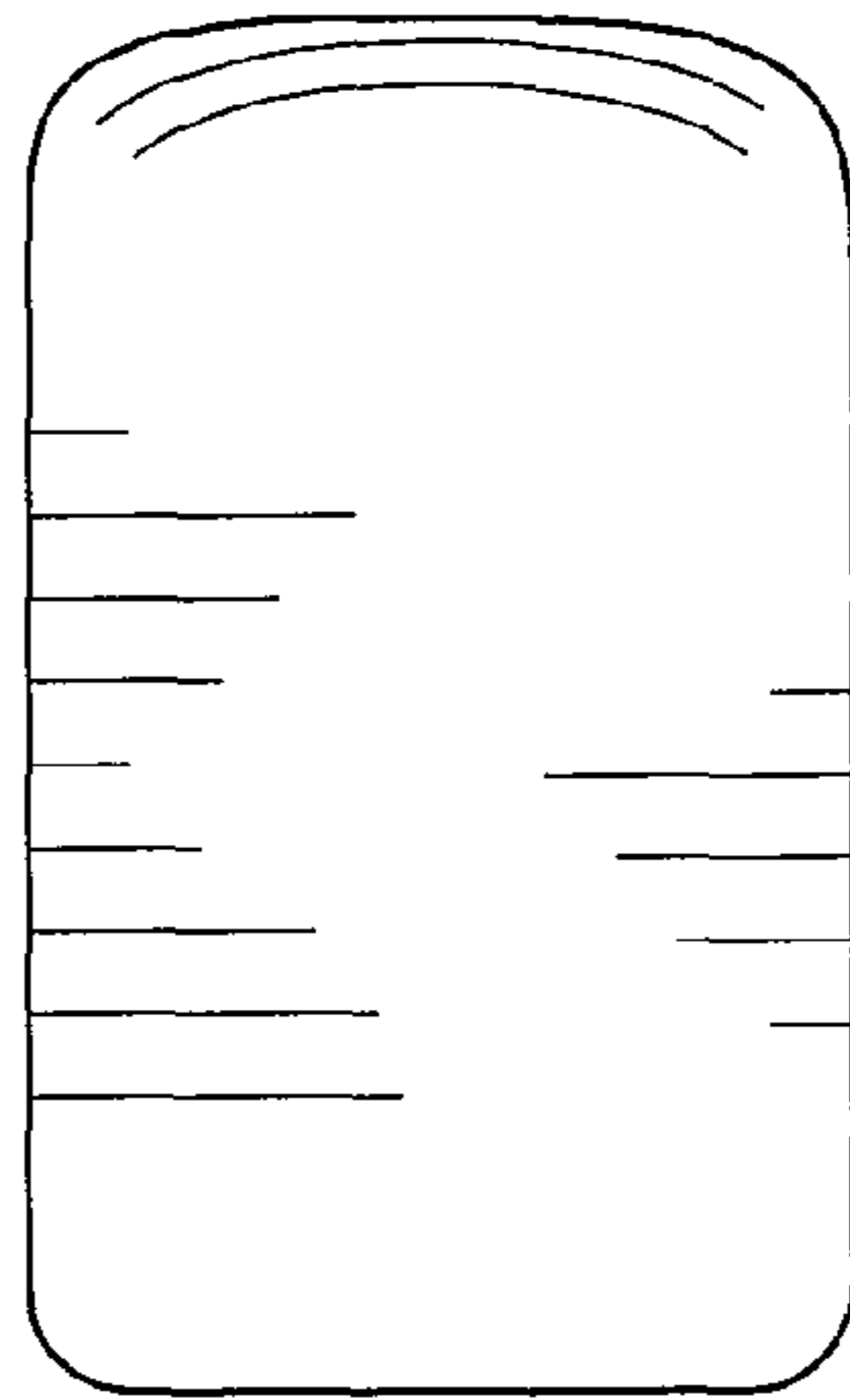


FIG. 6

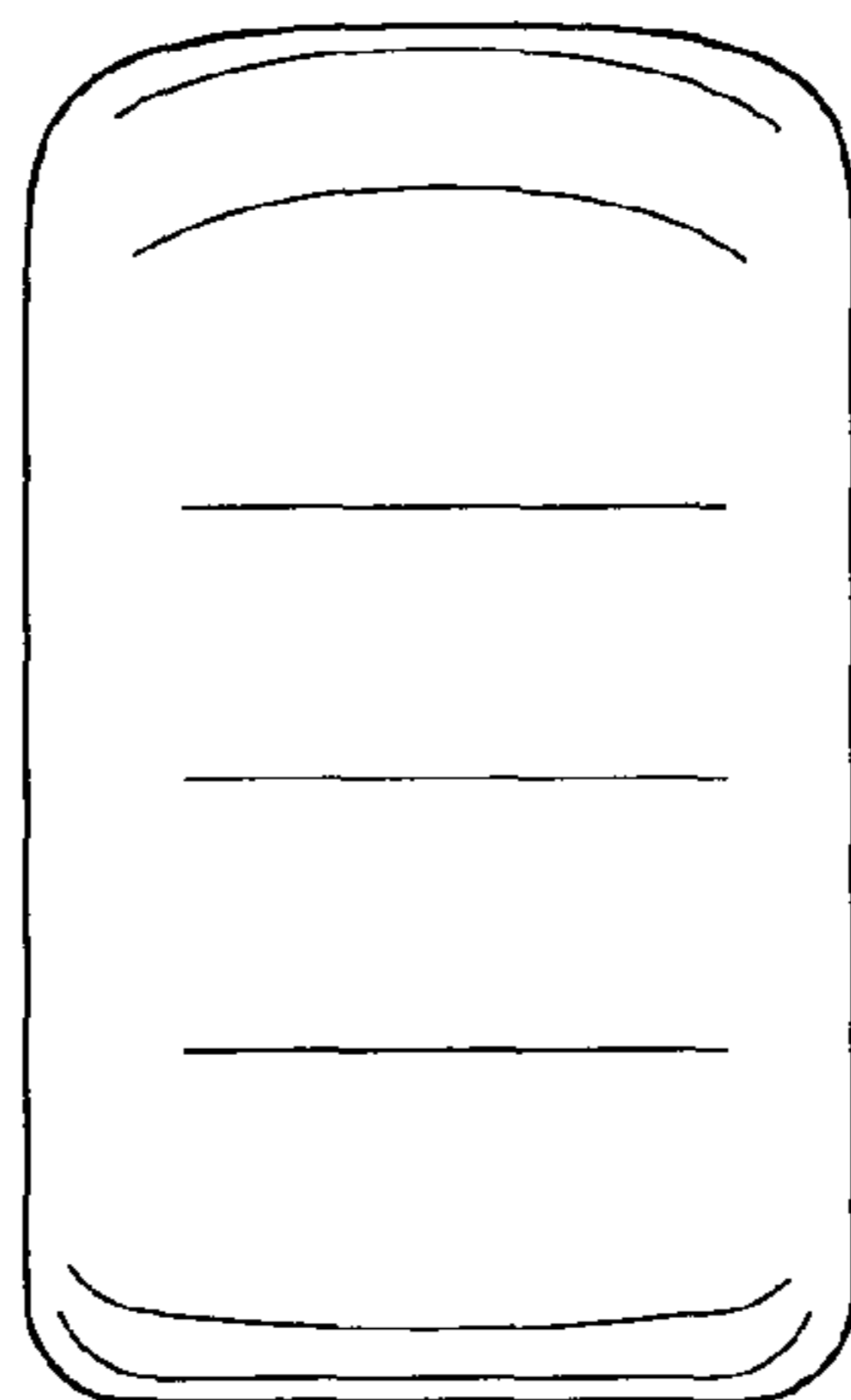


FIG. 7