

US00D730236S

(12) **United States Design Patent**
Halmos et al.

(10) **Patent No.:** **US D730,236 S**

(45) **Date of Patent:** **** May 26, 2015**

(54) **PLANTER ENCLOSURE**

(71) Applicants: **Nicholas Halmos**, Santa Crua, CA (US);
Quentin Lindh, Santa Cruz, CA (US);
Alexis Walker, Santa Cruz, CA (US)

(72) Inventors: **Nicholas Halmos**, Santa Crua, CA (US);
Quentin Lindh, Santa Cruz, CA (US);
Alexis Walker, Santa Cruz, CA (US)

(**) Term: **14 Years**

(21) Appl. No.: **29/450,813**

(22) Filed: **Mar. 22, 2013**

Related U.S. Application Data

(63) Continuation-in-part of application No. 13/843,434,
filed on Mar. 15, 2013.

(51) **LOC (10) Cl.** **11-02**

(52) **U.S. Cl.**
USPC **D11/156**

(58) **Field of Classification Search**

CPC A01G 9/1423; A01G 9/16; A01G 9/20;
A01G 9/241; A01G 9/243
USPC D6/403-405, 556, 670, 671, 672, 673;
D9/428, 429; D11/143-156, 164;
47/17, 18, 32.7, 33, 39, 41.01,
47/41.11-41.15, 65, 65.5, 66.1, 66.6, 66.7,
47/67-71; D7/531

See application file for complete search history.

(56) **References Cited**

U.S. PATENT DOCUMENTS

473,631 A * 4/1892 Loepere 422/294
1,618,999 A * 3/1927 Roberts 47/18

1,980,239 A * 11/1934 Vetter 47/44
D101,402 S * 9/1936 Rose D6/418
D130,002 S * 10/1941 Oswell D6/418
2,608,797 A * 9/1952 Rawson 47/19.2
2,777,253 A * 1/1957 Bensin 47/1.01 R
D185,544 S * 6/1959 Frey D6/447
3,321,864 A * 5/1967 Stasiuk 47/19.1
4,005,547 A * 2/1977 Caldwell 47/19.2
D266,534 S * 10/1982 Johanson D25/15
4,671,011 A * 6/1987 Jantzen 47/19.2
5,524,383 A * 6/1996 Sanko et al. 47/60
D557,955 S * 12/2007 Parshad D6/509
2009/0235580 A1 * 9/2009 Garrett 47/17

* cited by examiner

Primary Examiner — Elizabeth Albert

(74) *Attorney, Agent, or Firm* — Patrick Reilly

(57) **CLAIM**

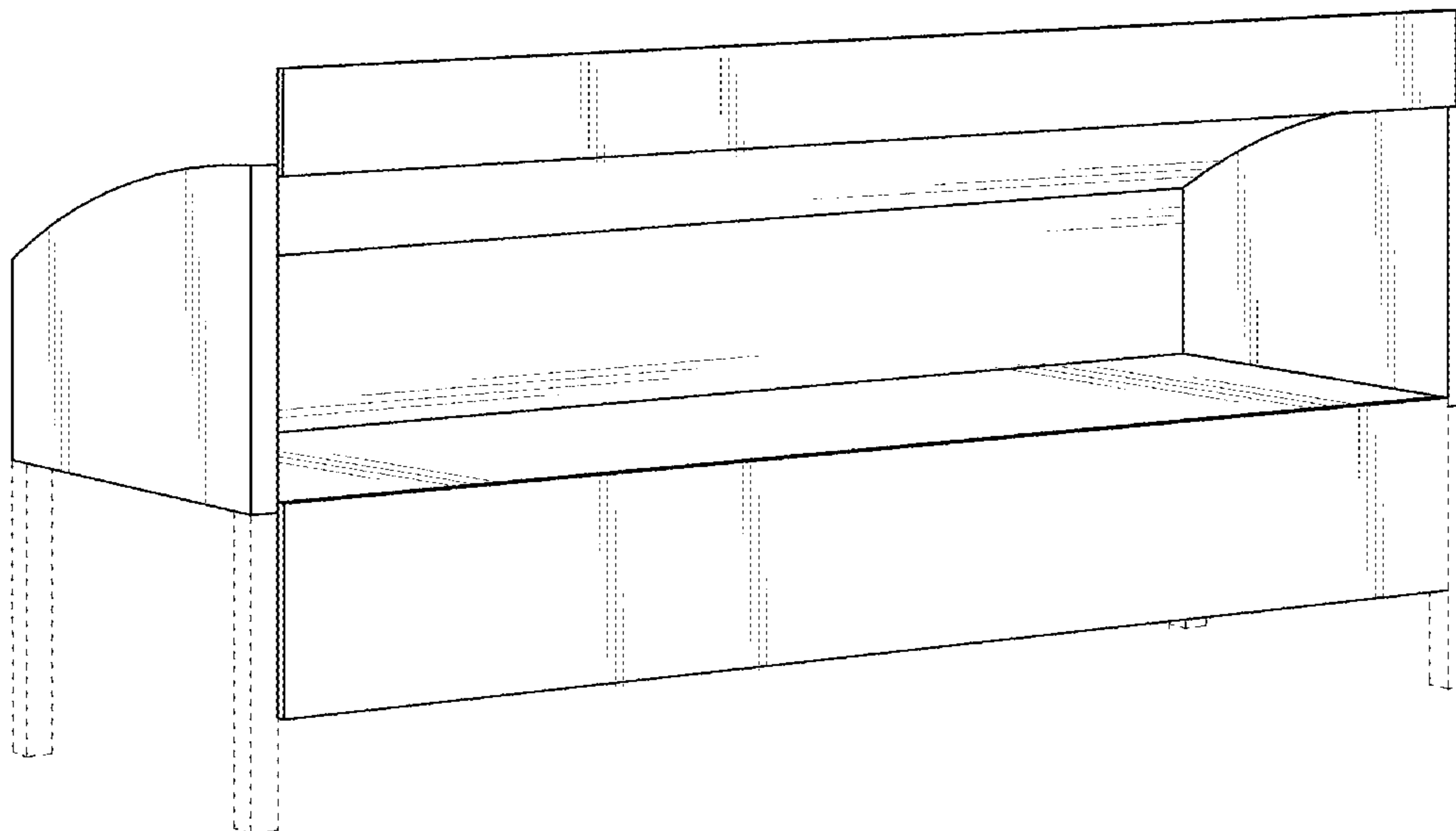
The ornamental design for a planter enclosure, as shown and described.

DESCRIPTION

FIG. 1 is a perspective view of a planter enclosure showing our new design;
FIG. 2 is a perspective view thereof with the doors closed;
FIG. 3 is a front view thereof, with the doors open;
FIG. 4 is a front view thereof, with the doors closed;
FIG. 5 is a back view thereof with the doors open;
FIG. 6 is a back view thereof with the doors closed;
FIG. 7 is a right side view thereof with the doors open;
FIG. 8 is a left side view thereof;
FIG. 9 is a top view thereof; and,
FIG. 10 is a bottom view thereof.

The legs in broken lines are included for the purpose of showing portions of the planter enclosure that form no part of the claimed design.

1 Claim, 10 Drawing Sheets



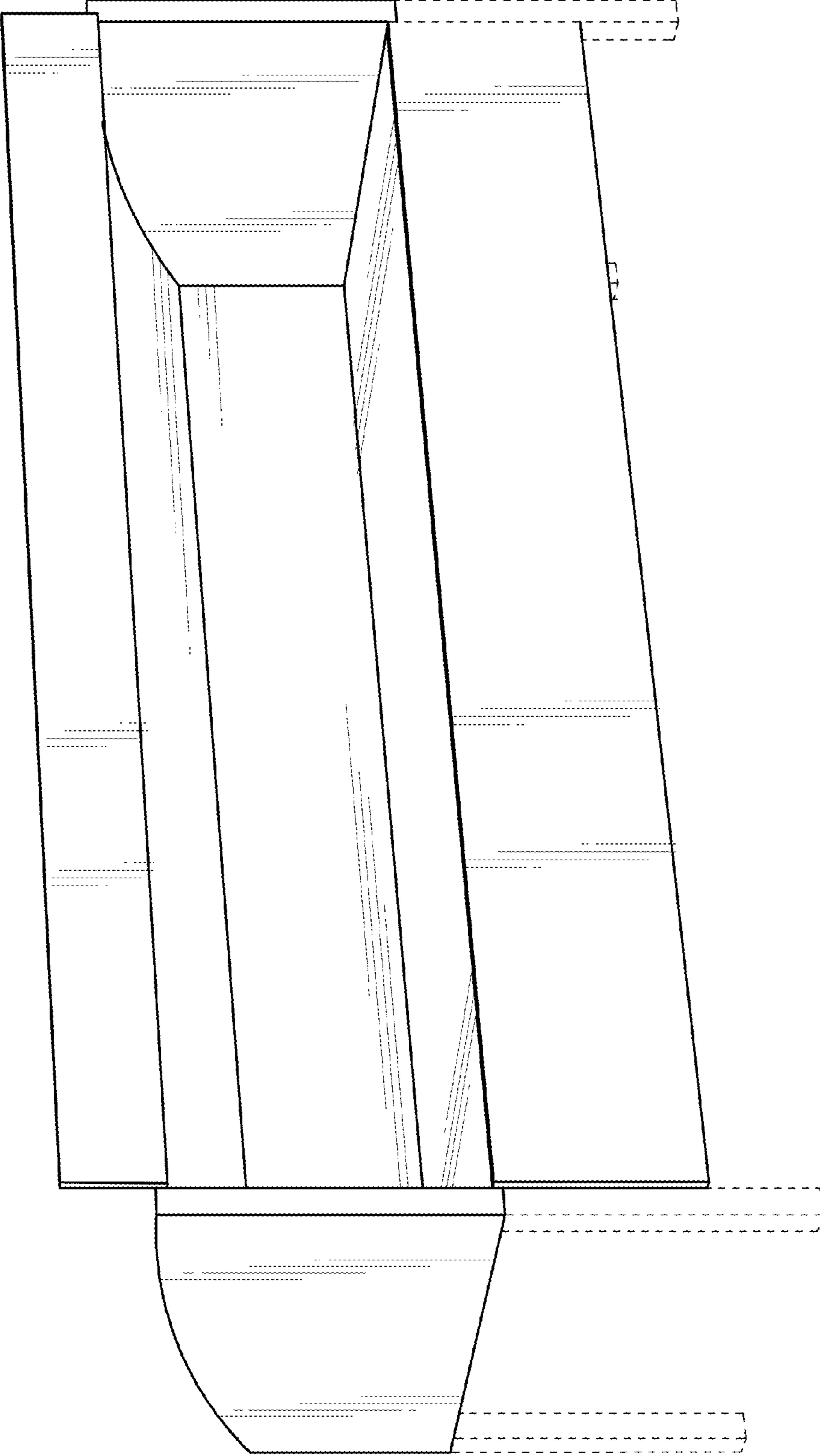


FIG. 1




FIG. 2




FIG. 3



FIG. 4




FIG. 5




FIG. 6

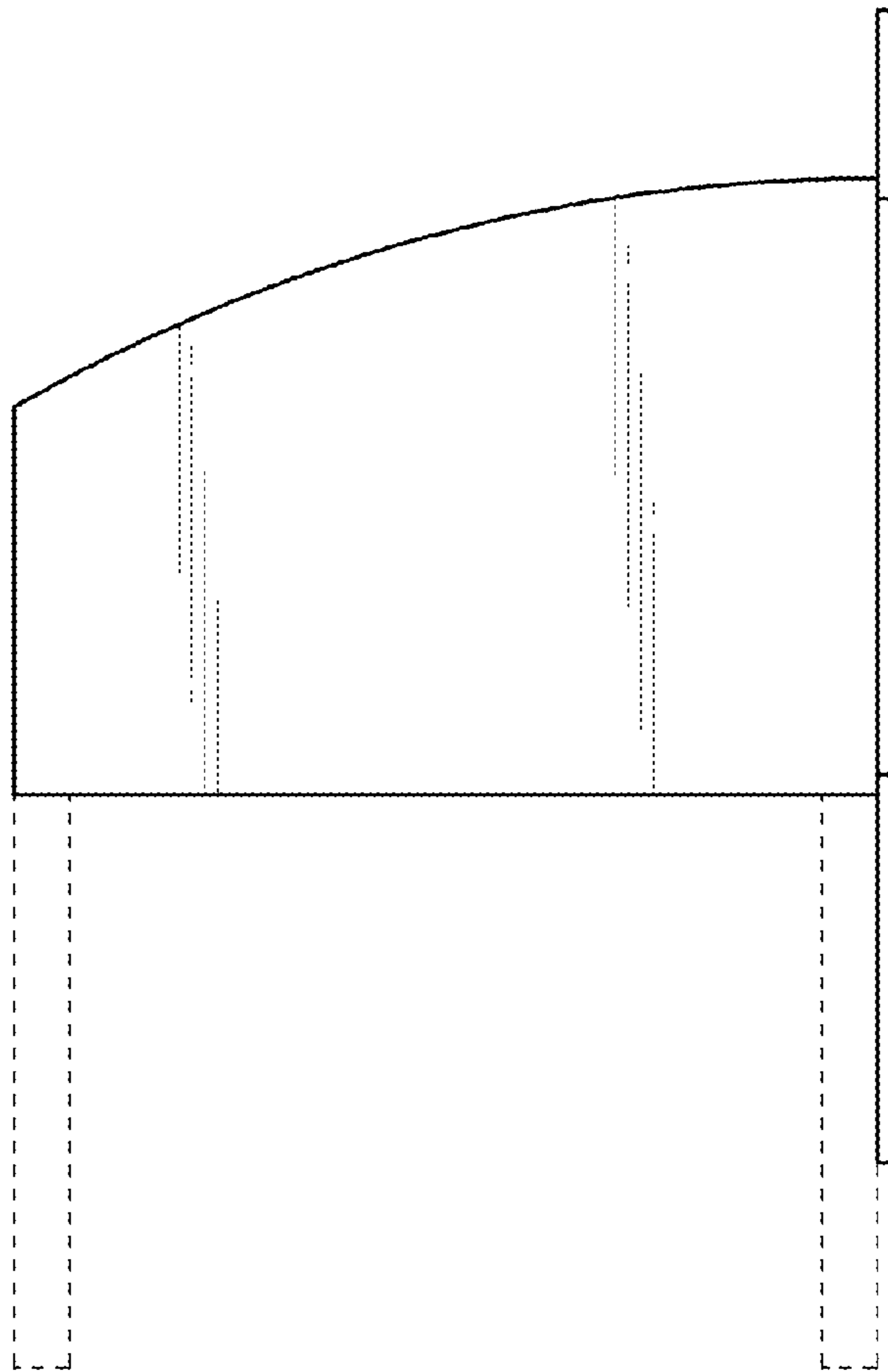


FIG. 7

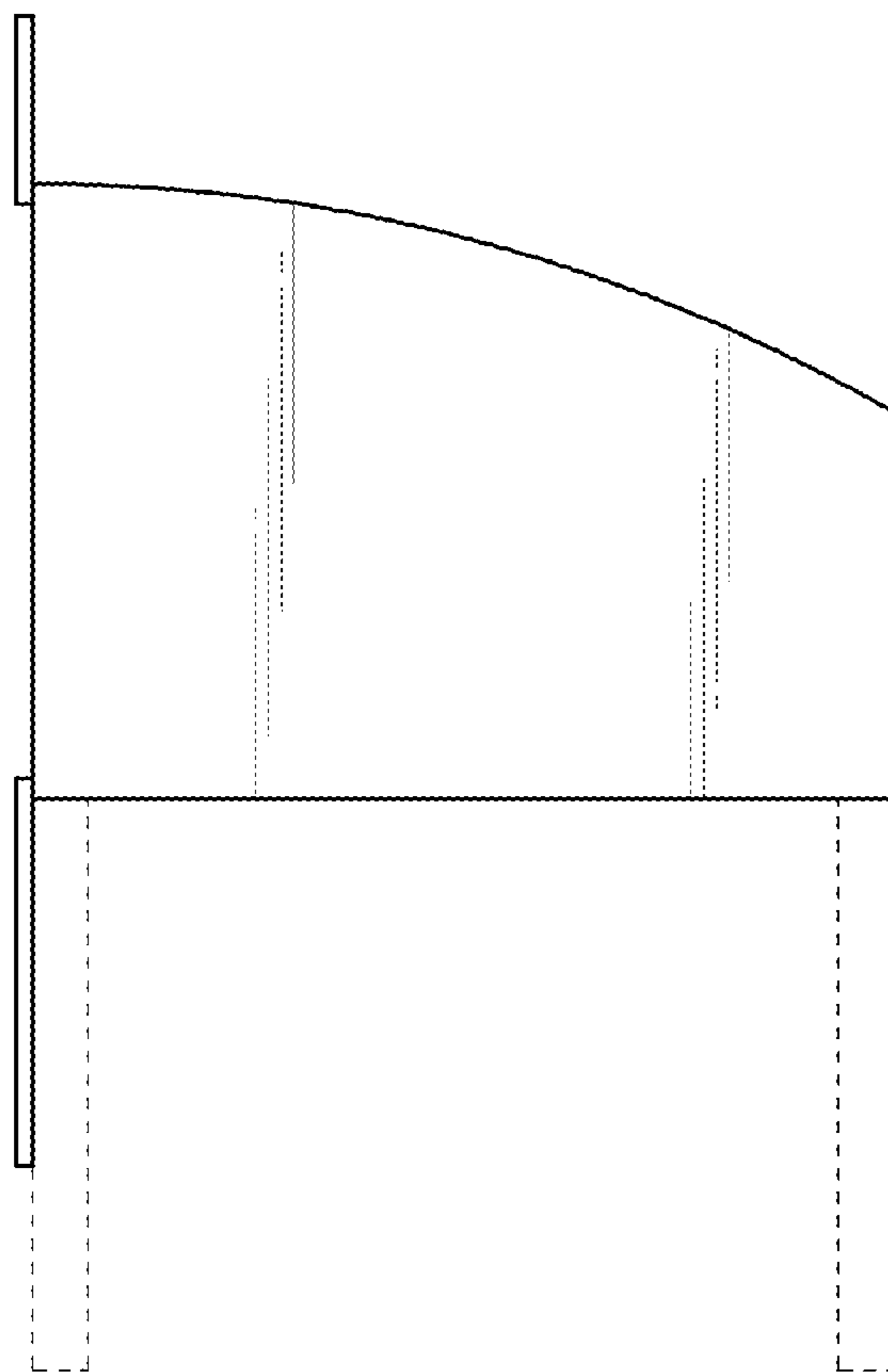


FIG. 8




FIG. 9




FIG. 10