



US00D730233S

(12) **United States Design Patent**
Anderson et al.

(10) **Patent No.:** **US D730,233 S**
(45) **Date of Patent:** **** May 26, 2015**

(54) **JEWELRY ITEM**

(71) Applicant: **Illusion Lockets LLC**, Eagle, ID (US)

(72) Inventors: **James C Anderson**, Eagle, ID (US);
Chantell Hartley, Meridian, ID (US)

(73) Assignee: **ILLUSION LOCKETS LLC**, Eagle, ID (US)

(**) Term: **14 Years**

(21) Appl. No.: **29/450,203**

(22) Filed: **Mar. 15, 2013**

(51) **LOC (10) Cl.** **11-01**

(52) **U.S. Cl.**
USPC **D11/81**

(58) **Field of Classification Search**
USPC D11/1, 2, 7, 8, 79-86, 96, 97;
D3/203.2, 215; 63/18-20, 1.11, 1.16
See application file for complete search history.

(56) **References Cited**

U.S. PATENT DOCUMENTS

155,963	A *	10/1874	Michel	63/18
2,450,620	A *	10/1948	Speicher	63/18
4,542,631	A *	9/1985	Esser, III	63/31
5,157,945	A *	10/1992	Giehl	63/33
D375,702	S *	11/1996	Regan	D11/81
D386,426	S *	11/1997	Gemmell	D10/31
D433,797	S *	11/2000	Weinstock	D3/215
D495,270	S *	8/2004	Sahakyan et al.	D11/103
D518,750	S *	4/2006	Lawlor et al.	D11/56
D528,036	S *	9/2006	Pang	D11/103
D537,013	S *	2/2007	Schappert	D11/56
D542,699	S *	5/2007	Schappert	D11/103
D556,631	S *	12/2007	Smyth	D11/211

7,654,110	B2 *	2/2010	Azar	63/3.1
D611,441	S *	3/2010	Johansson	D14/143
D619,353	S *	7/2010	Ash	D3/208
8,291,726	B2 *	10/2012	Anderson	63/19
D691,511	S *	10/2013	Macumber	D11/96

OTHER PUBLICATIONS

[Online] <http://patentpending.blogs.com/a/6a00d83451c56869e2012876738d9f970c-800wi>. Retrieved Nov. 10, 2014.*

* cited by examiner

Primary Examiner — Garth Rademaker

Assistant Examiner — Melanie Pellegrini

(74) *Attorney, Agent, or Firm* — Parsons Behle & Latimer

(57) **CLAIM**

The ornamental design for a jewelry item, as shown and described.

DESCRIPTION

FIG. 1 is a front perspective view of a jewelry item showing my new design;

FIG. 2 is a front view thereof;

FIG. 3 is a back view thereof;

FIG. 4 is a right side view thereof;

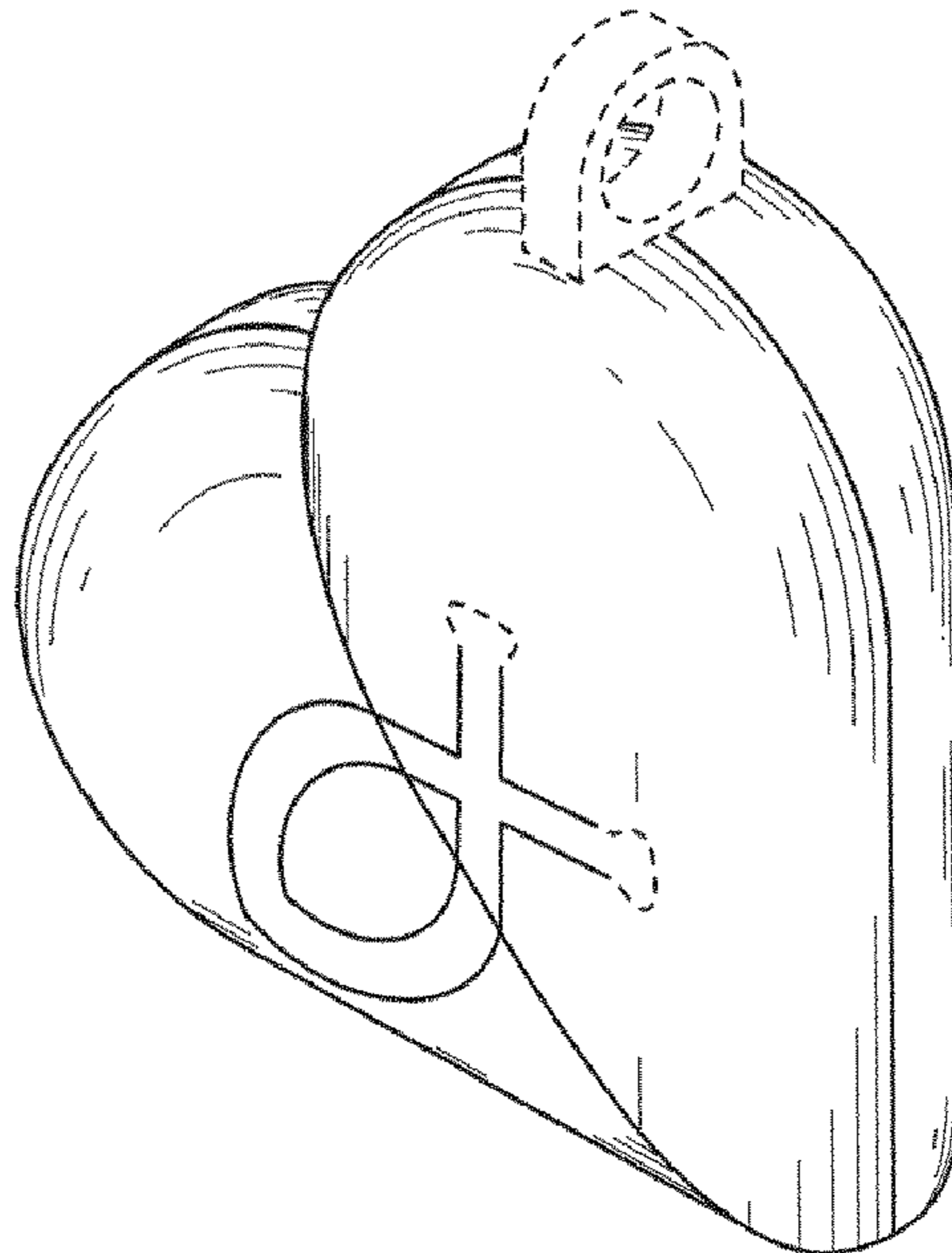
FIG. 5 is a left side view thereof;

FIG. 6 is a top view thereof; and,

FIG. 7 is a bottom view thereof.

The broken line showings on the front and back of the jewelry item illustrate optional elements that form no part of the claimed design. The broken line showing of the clasp on top of the jewelry item is for environmental purposes only and forms no part of the claimed design.

1 Claim, 1 Drawing Sheet



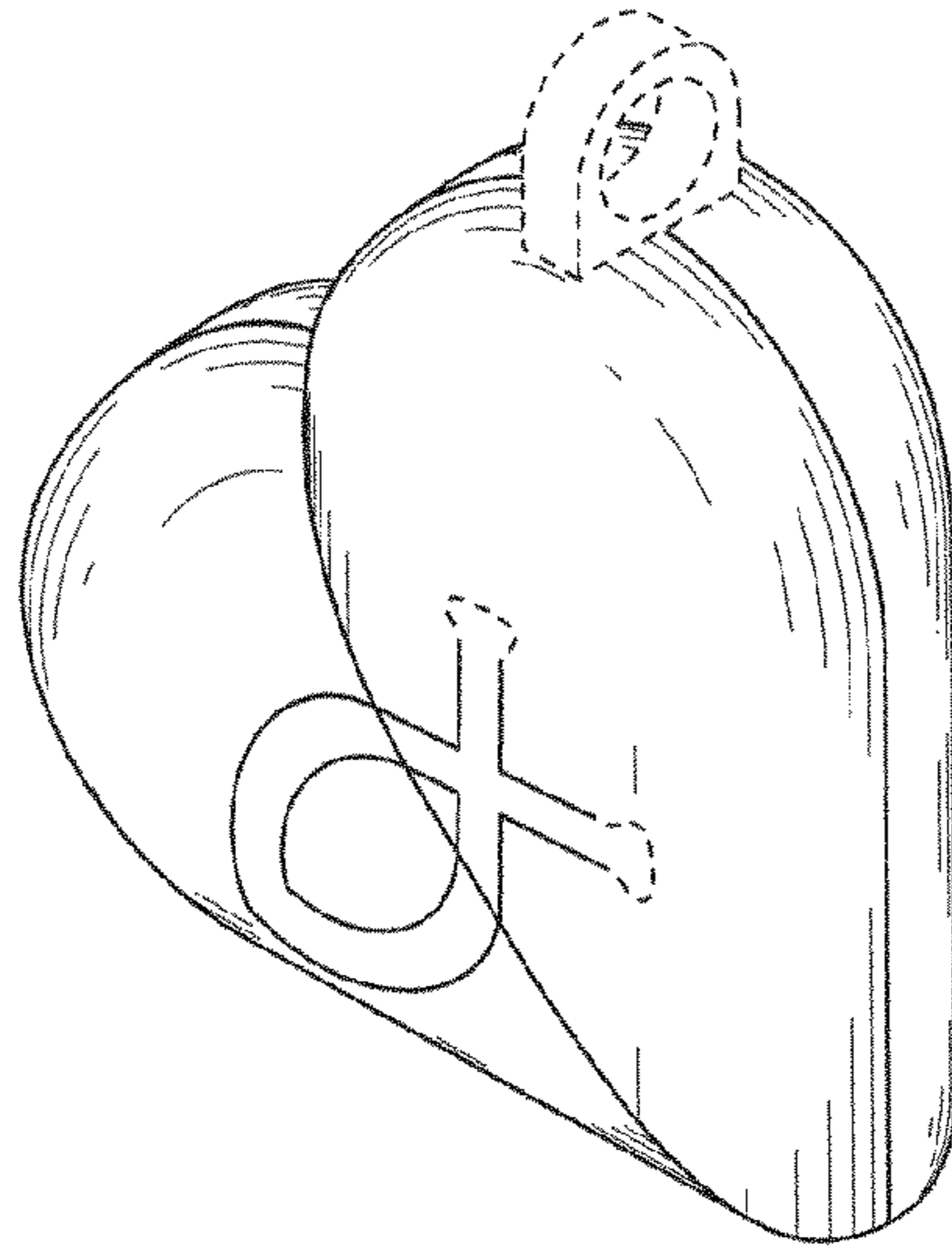


FIG. 1

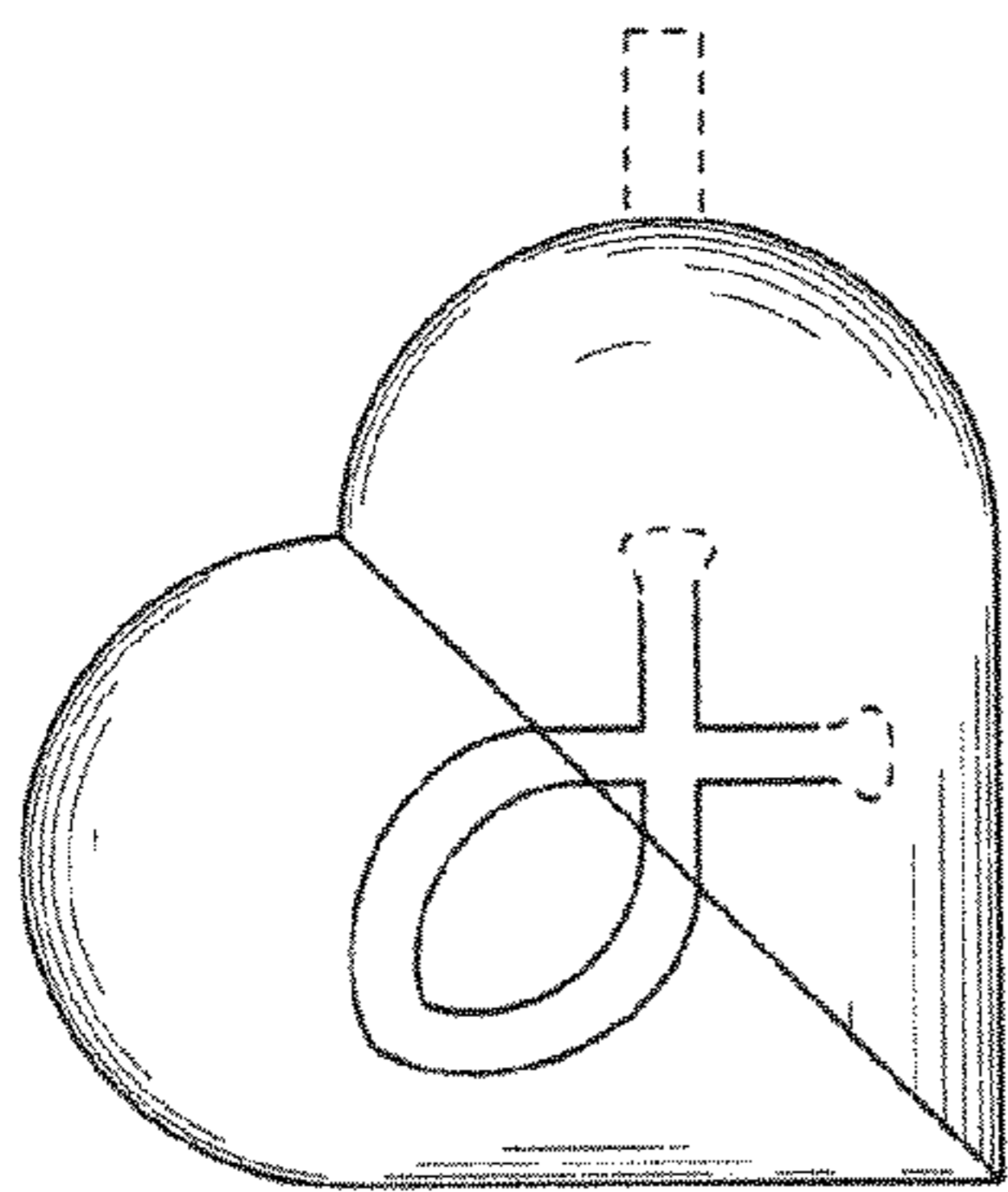


FIG. 2

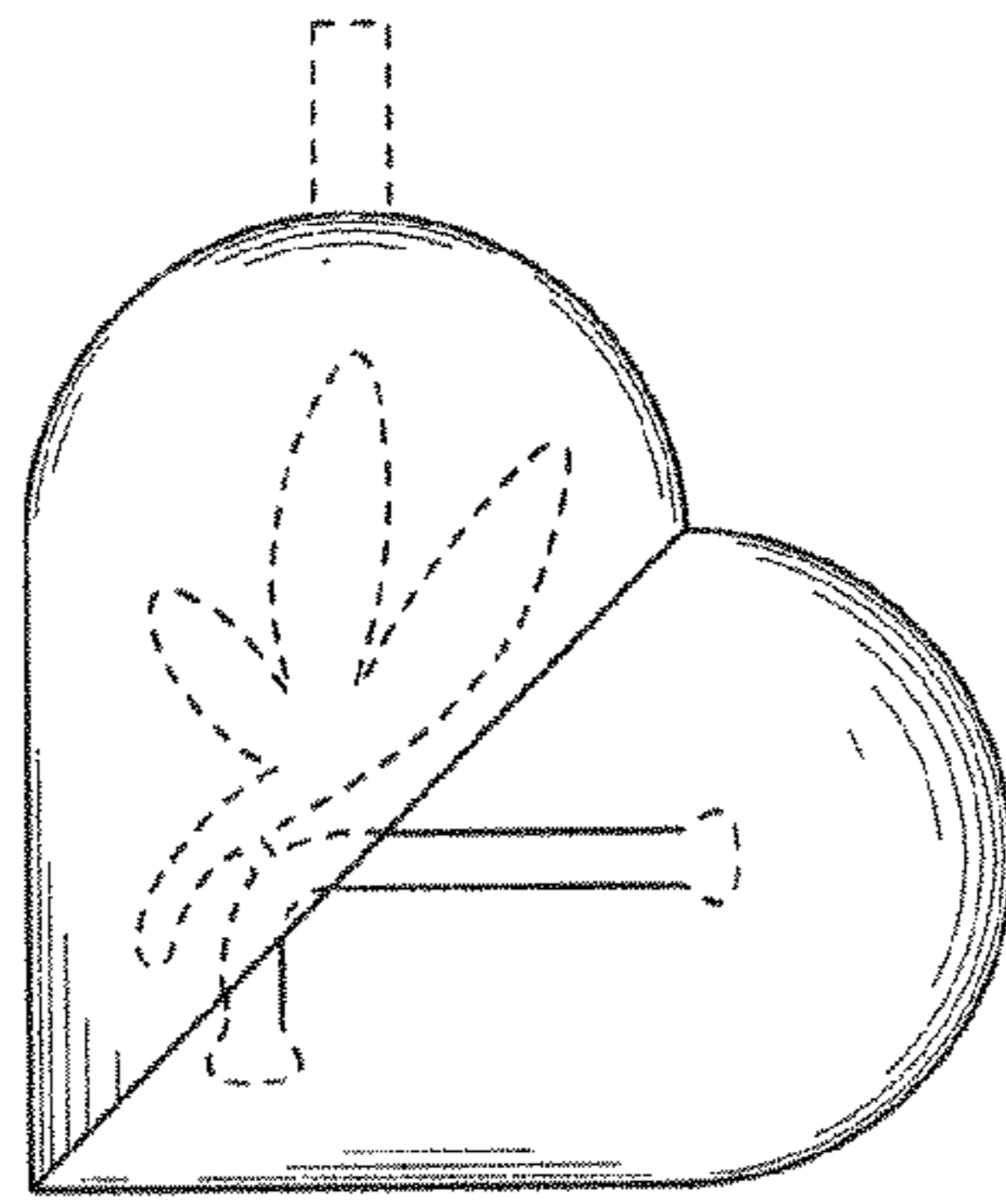


FIG. 3

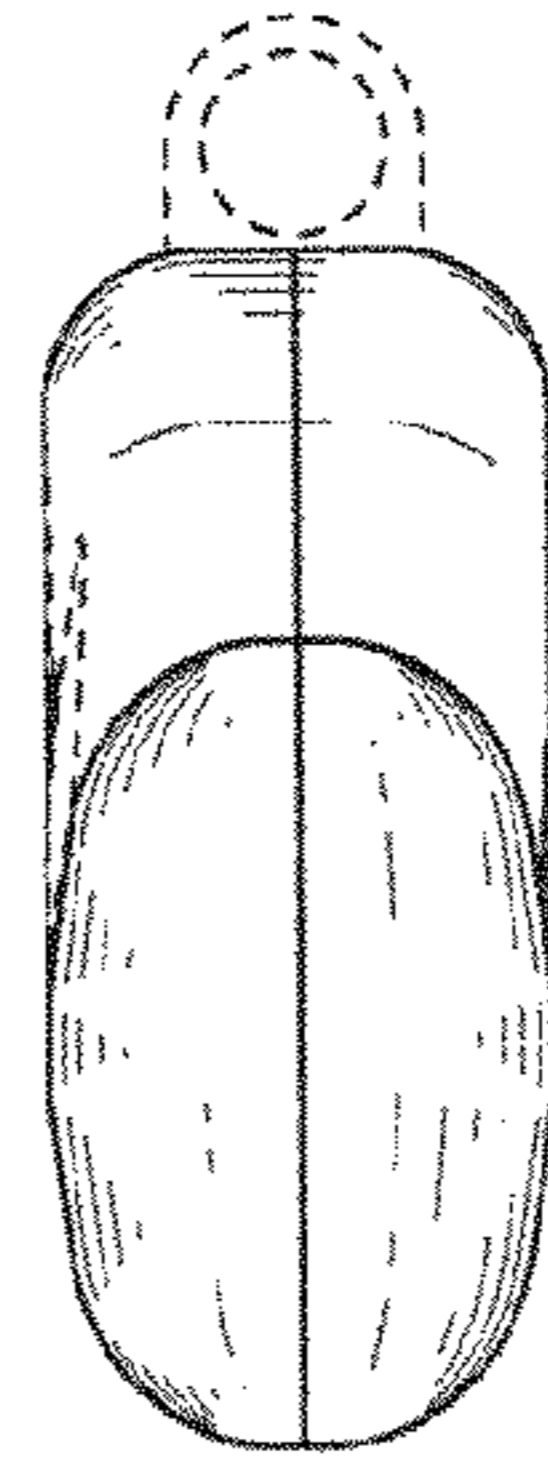


FIG. 4




FIG. 5

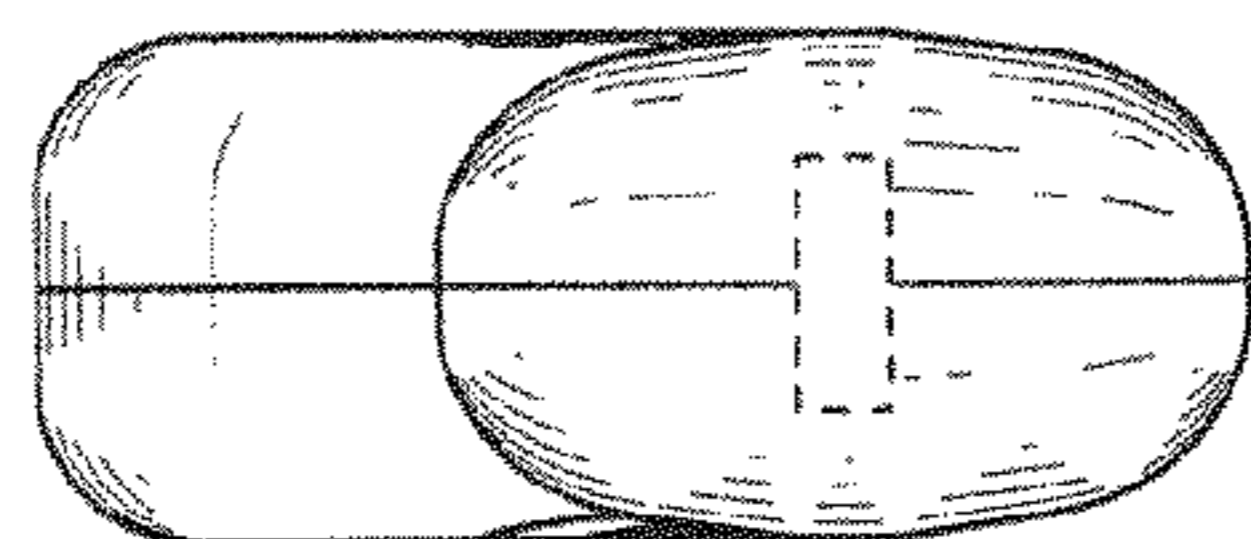


FIG. 6




FIG. 7