



US00D730232S

(12) **United States Design Patent**  
**Wempe**

(10) **Patent No.:** **US D730,232 S**

(45) **Date of Patent:** **\*\* May 26, 2015**

(54) **RING**

(71) Applicant: **Gerhard D. Wempe KG**, Hamburg (DE)

(72) Inventor: **Kim-Eva Wempe**, Hamburg (DE)

(73) Assignee: **Gerhard D. Wempe KG**, Hamburg (DE)

(\*\*) Term: **14 Years**

(21) Appl. No.: **29/464,424**

(22) Filed: **Aug. 16, 2013**

(30) **Foreign Application Priority Data**

Mar. 4, 2013 (WO) ..... DM/080 271

(51) **LOC (10) CL.** ..... **11-01**

(52) **U.S. CL.**  
USPC ..... **D11/38**

(58) **Field of Classification Search**  
USPC ..... D11/2-6, 13, 14, 16, 26-39; 63/15,  
63/15.1-15.4, 15.45, 15.5, 15.6, 15.7,  
63/15.8, 15.9, 40; D28/41  
See application file for complete search history.

(56) **References Cited**

**U.S. PATENT DOCUMENTS**

D300,675 S \* 4/1989 Sacher ..... D11/3  
5,413,519 A \* 5/1995 Simon ..... 63/15.3

D428,530 S \* 7/2000 Dorsey ..... D28/41  
D561,633 S \* 2/2008 Mouclier ..... D11/38  
D605,069 S \* 12/2009 Plouchard ..... D11/3  
D665,852 S \* 8/2012 Krasniansky ..... D28/41  
D667,890 S \* 9/2012 Krasniansky ..... D28/41  
D682,470 S \* 5/2013 Krasniansky ..... D28/41  
D689,788 S \* 9/2013 Gruosi ..... D11/26  
D698,996 S \* 2/2014 Krasniansky ..... D28/41

**OTHER PUBLICATIONS**

[Online] [http://www.wempe.de/uploads/pics/dreamdancer\\_solo.jpg](http://www.wempe.de/uploads/pics/dreamdancer_solo.jpg). Retrieved Nov. 10, 2014.\*

\* cited by examiner

*Primary Examiner* — Garth Rademaker

*Assistant Examiner* — Melanie Pellegrini

(74) *Attorney, Agent, or Firm* — Laurence P. Cotton; Smith Risley Tempel Santos LLC

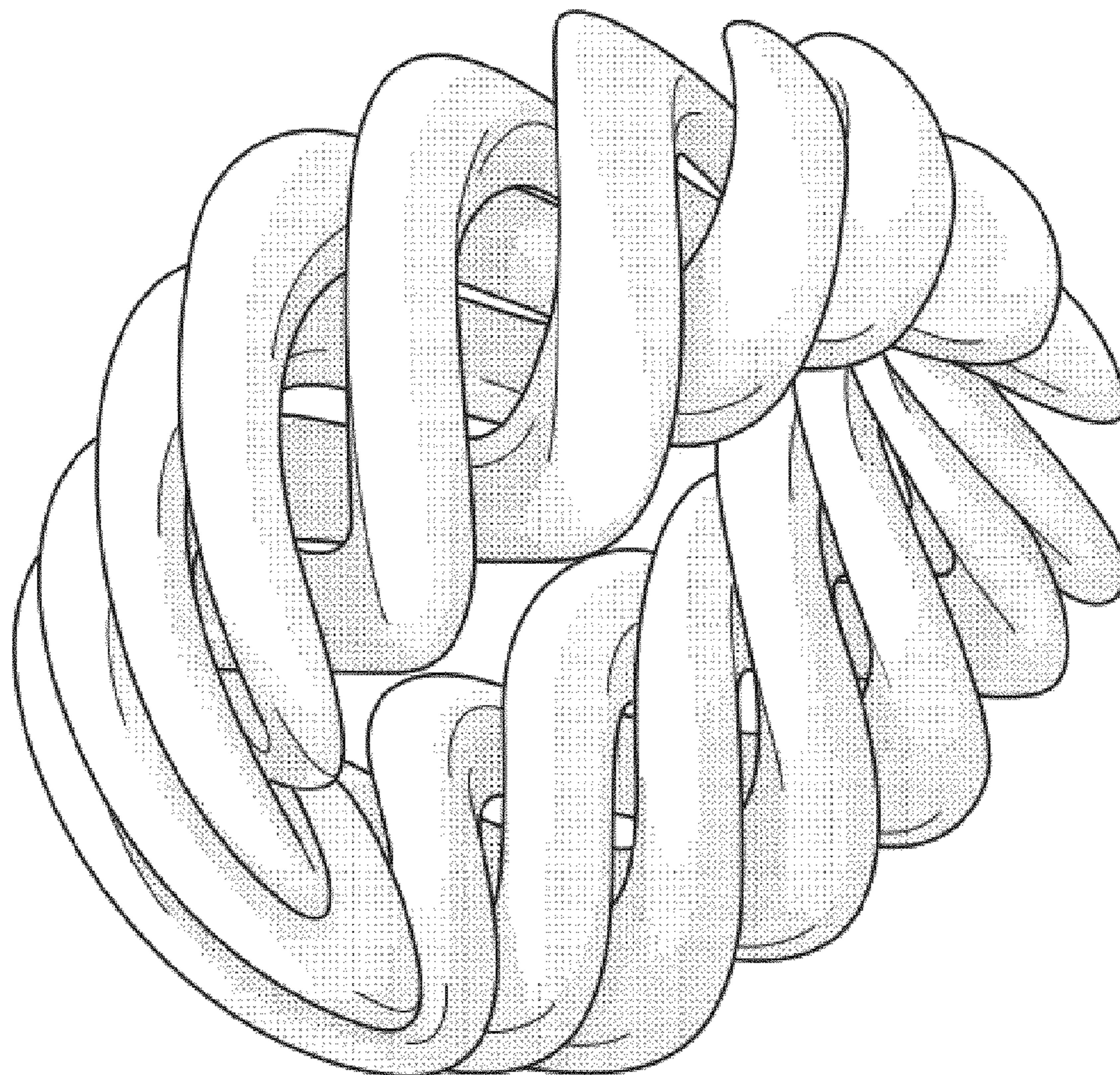
(57) **CLAIM**

The ornamental design for ring, as shown and described.

**DESCRIPTION**

FIG. 1 is a perspective view of a ring showing my new design. FIG. 2 is a top plan view thereof, the bottom plan view being a mirror image thereof; FIG. 3 is a front elevational view thereof, the rear elevational view being a mirror image thereof; and, FIG. 4 is a right side elevational view thereof, the left side elevational view being a mirror image thereof.

**1 Claim, 4 Drawing Sheets**



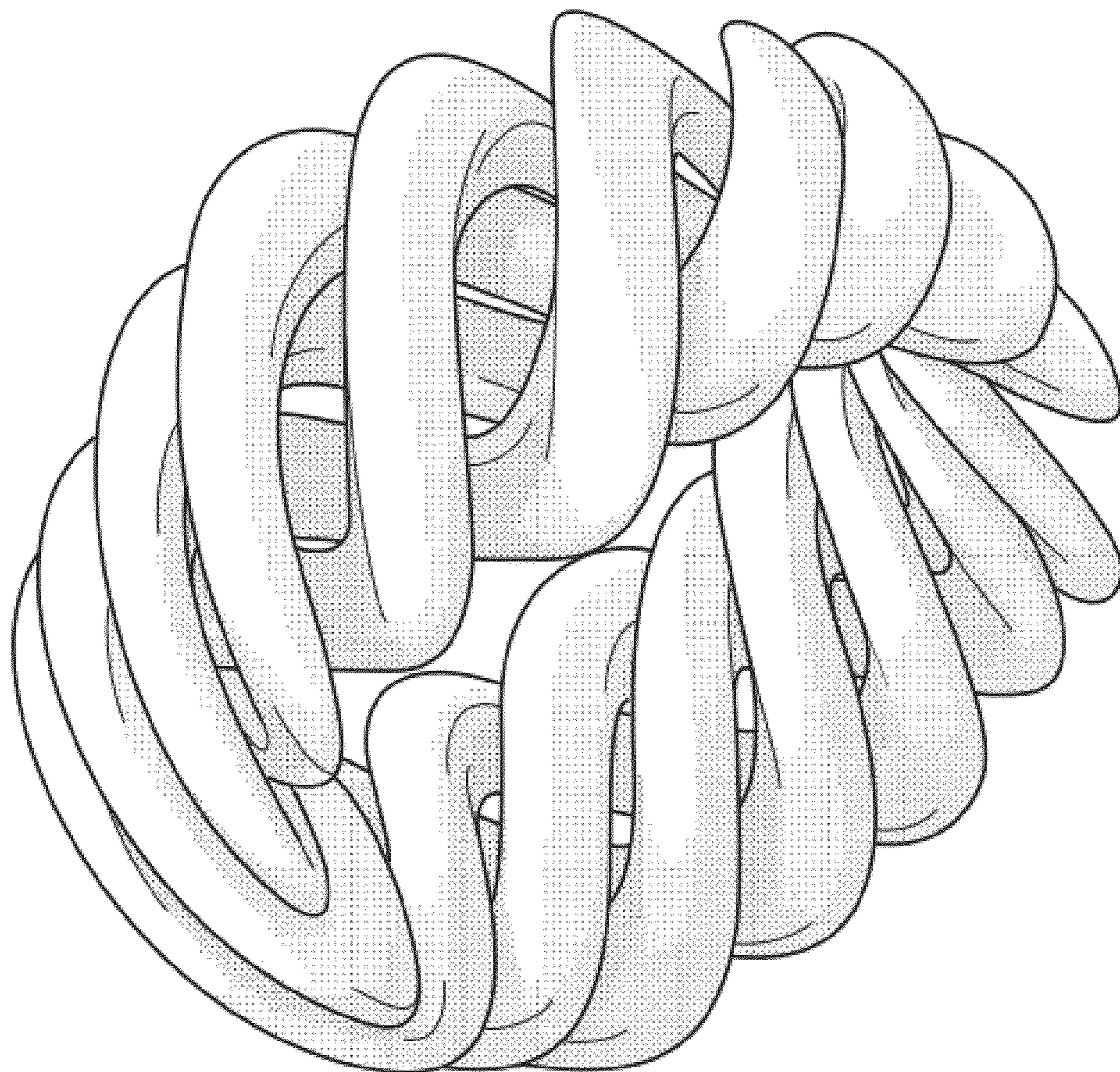


FIG. 1




FIG. 2

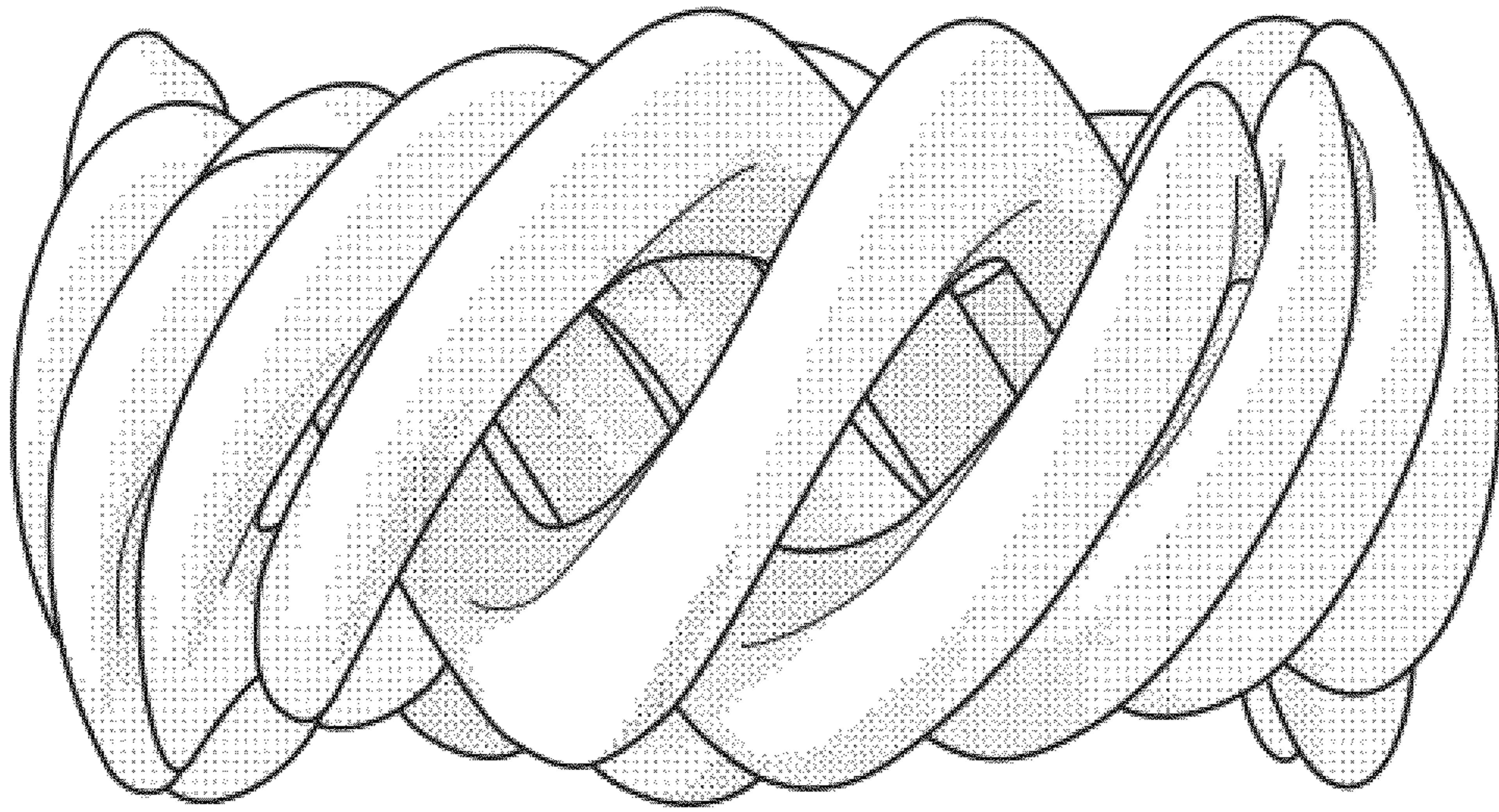


FIG. 3

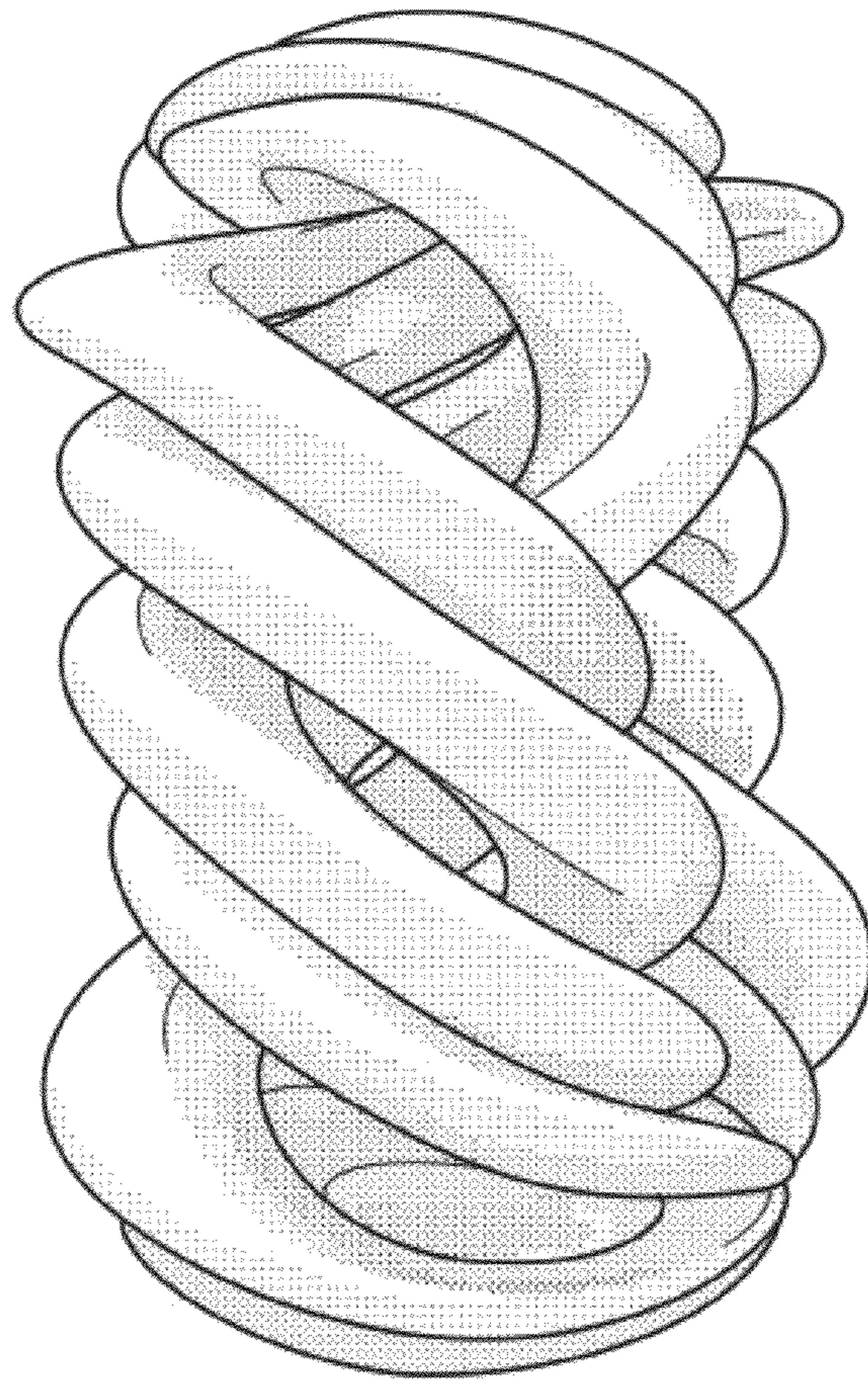


FIG. 4